



US00D616466S

(12) **United States Design Patent**
Sheppard et al.

(10) **Patent No.:** **US D616,466 S**

(45) **Date of Patent:** **** May 25, 2010**

(54) **SET-TOP BOX**

(75) Inventors: **Nasahn Adam Sheppard**, Mill Valley, CA (US); **Heinz Dominik Langhammer**, San Francisco, CA (US); **Maarten Dinger**, San Francisco, CA (US); **Peter Michaelian**, Tappan, NY (US); **Angelo Luis Leme Santiago**, San Francisco, CA (US); **Jonathan Kaplan**, San Francisco, CA (US); **John Furlan**, Belmont, CA (US); **Simon Fleming-Wood**, Oakland, CA (US)

(73) Assignee: **Cisco Technology, Inc.**, San Jose, CA (US)

(**) Term: **14 Years**

(21) Appl. No.: **29/350,064**

(22) Filed: **Nov. 10, 2009**

(51) **LOC (9) Cl.** **14-01**

(52) **U.S. Cl.** **D14/501**

(58) **Field of Classification Search** D14/125-134, D14/168, 188, 197, 198, 239, 371, 136, 374-377, D14/496-510; 312/7.2; 348/836, 838, 180, 348/184, 325, 739; 341/12; 248/917-924, 248/465, 123.11; 345/104, 133, 156, 168, 345/87, 173, 169; 349/1, 2, 11, 62; 720/605, 720/612, 619, 647, 655, 669, 600, 99, 197; 455/347-351; 360/99.07; 369/75.11, 75.21
See application file for complete search history.

(56) **References Cited**

U.S. PATENT DOCUMENTS

D521,001 S * 5/2006 Xiao et al. D14/356
D521,964 S * 5/2006 Zhang D14/203.8

D545,768 S * 7/2007 Hsu D13/147
D550,179 S * 9/2007 Lee D14/507
D552,053 S * 10/2007 Kim D14/499
D556,199 S * 11/2007 Song D14/357
D568,274 S * 5/2008 Ryu D14/132
D595,736 S * 7/2009 Son et al. D14/502
D596,197 S * 7/2009 Cho et al. D14/502
D599,753 S * 9/2009 Cho et al. D14/125

* cited by examiner

Primary Examiner—Raphael Barkai

Assistant Examiner—Randall H Gholson

(74) *Attorney, Agent, or Firm*—Patterson & Sheridan, LLP

(57) **CLAIM**

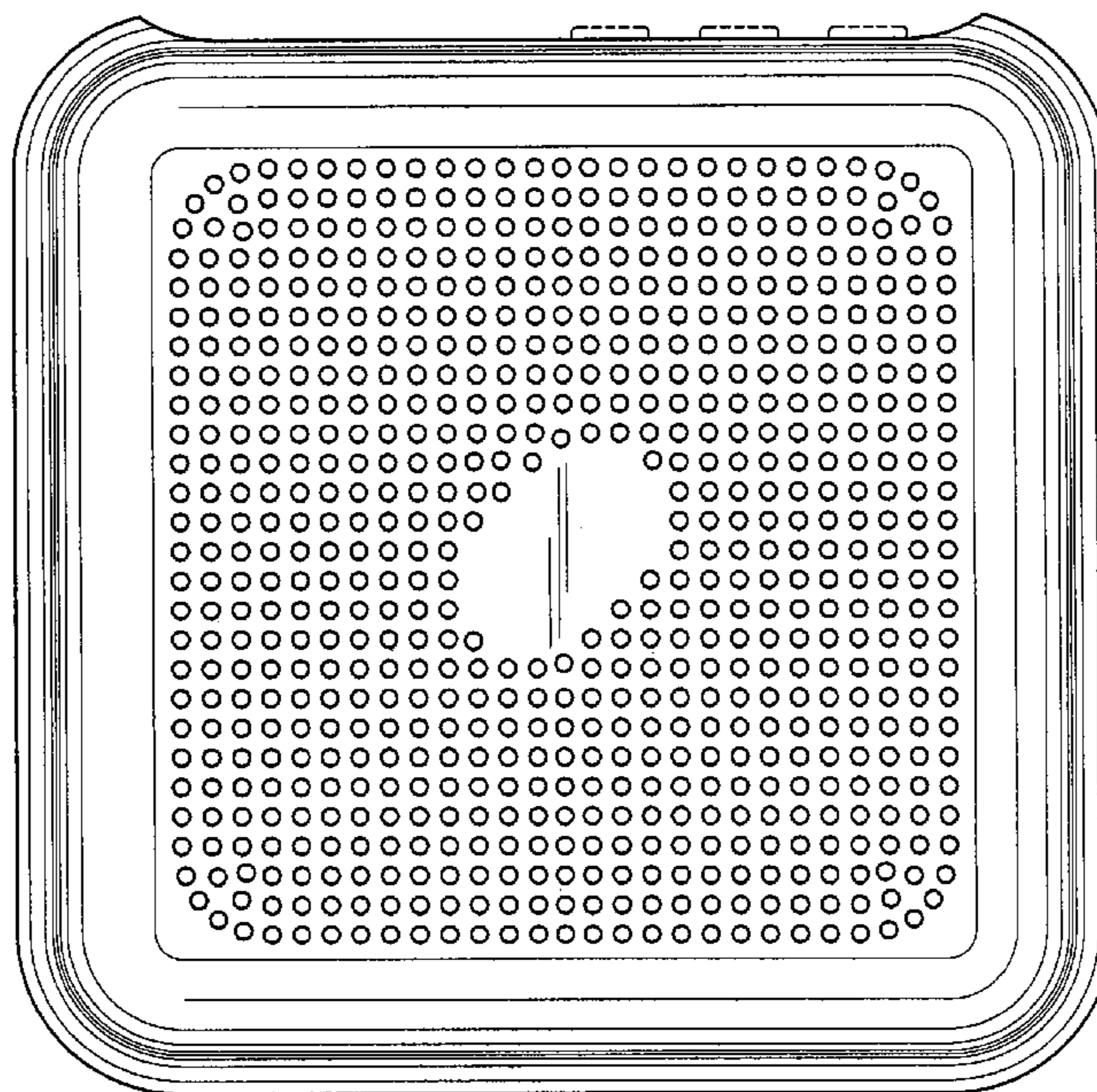
The ornamental design for a set-top box, as shown and described.

DESCRIPTION

FIG. 1 is a top view of a set-top box showing our new design; FIG. 2 is a front view thereof; FIG. 3 is a bottom view thereof; FIG. 4 is a rear view thereof; and, FIG. 5 is a left side view thereof, the right side view being identical.

The broken lines shown in the drawings are for illustrative purposes only and form no part of the claimed invention.

1 Claim, 3 Drawing Sheets



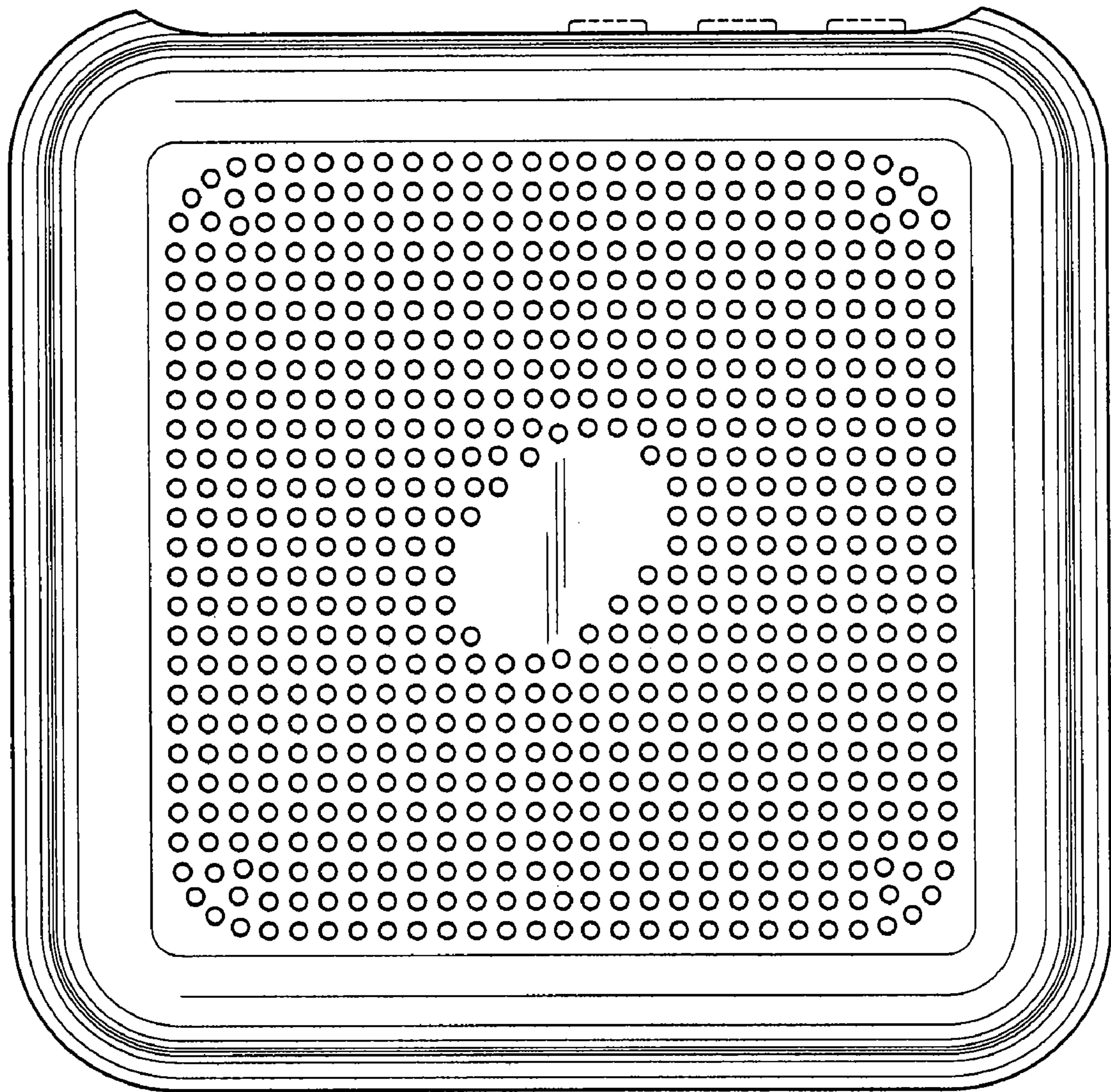


FIG. 1




FIG. 2

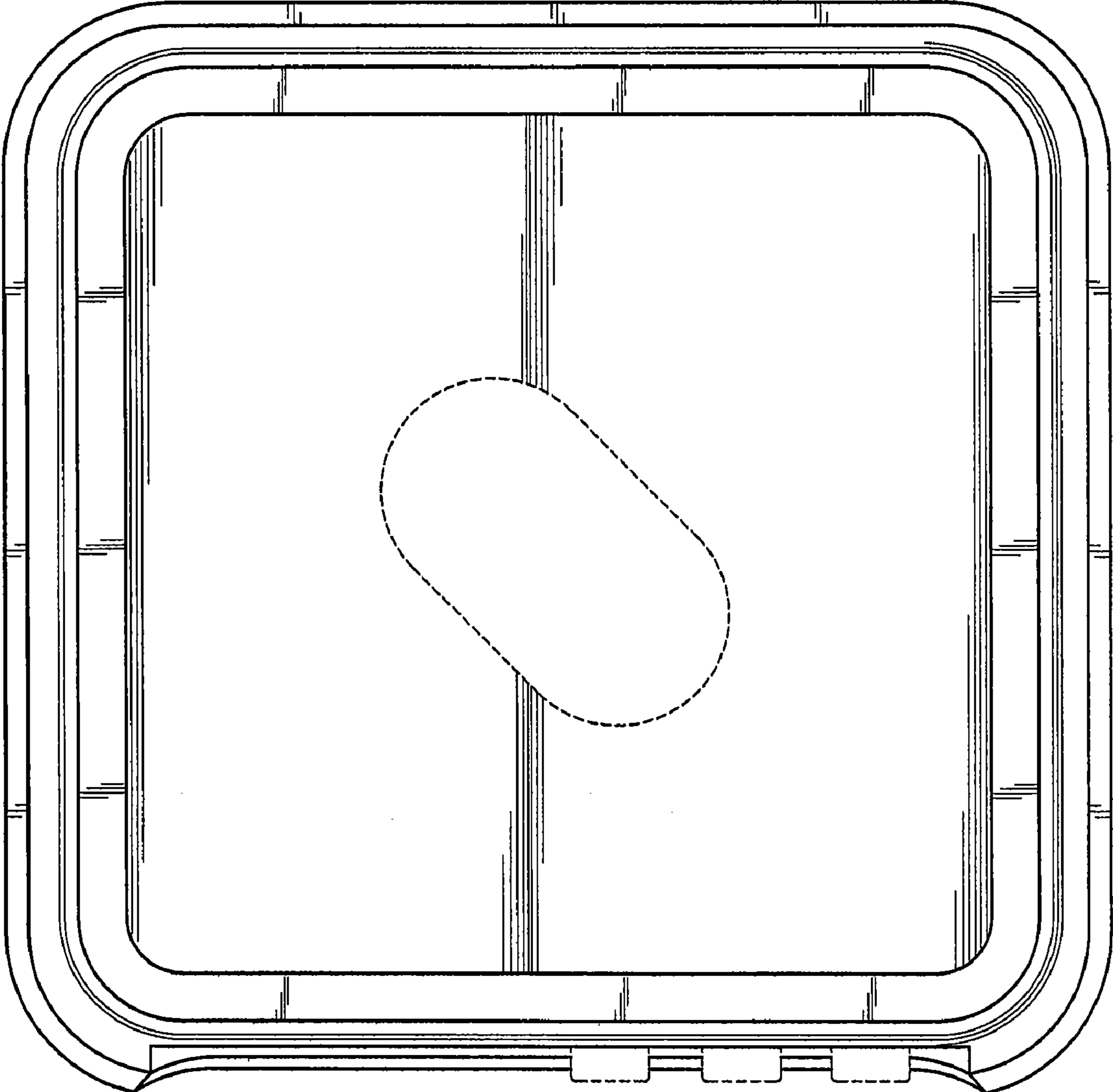


FIG.3

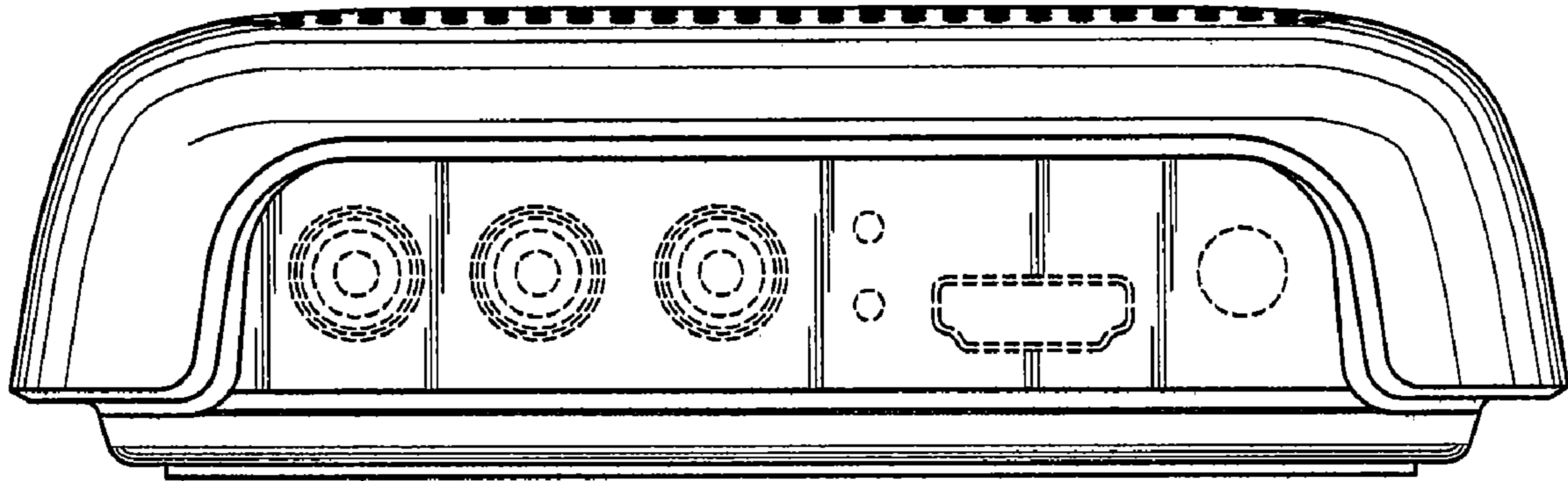


FIG. 4




FIG. 5