



US00D616441S

(12) **United States Design Patent**
Skaf et al.

(10) **Patent No.:** **US D616,441 S**

(45) **Date of Patent:** **** May 25, 2010**

(54) **CONTROLLER**

(75) Inventors: **Rashid Skaf**, Plano, TX (US); **Lorelei Curtiss Connon**, Plano, TX (US); **Arthur Chao Chung Wu**, Plano, TX (US); **Jomichael Porter**, Addison, TX (US)

(73) Assignee: **AMX LLC**, Richardson, TX (US)

(**) Term: **14 Years**

(21) Appl. No.: **29/284,317**

(22) Filed: **Sep. 5, 2007**

(51) **LOC (9) Cl.** **14-03**

(52) **U.S. Cl.** **D14/400; D21/333**

(58) **Field of Classification Search** D21/324, D21/328, 333; D14/398-401, 412, 356, D14/432, 454, 496; 273/148 B; 463/1, 29-38, 463/46, 47; 345/156, 161, 168, 169; 74/469, 74/471 R, 471 XY

See application file for complete search history.

(56) **References Cited**

U.S. PATENT DOCUMENTS

- 5,375,831 A * 12/1994 Hsien-Chung 273/148 B
- 5,724,106 A * 3/1998 Autry et al. 348/734
- D412,905 S 8/1999 Miyazaki et al.
- D419,136 S * 1/2000 Tomizawa D13/147
- D463,501 S * 9/2002 Isetani et al. D21/324
- D483,729 S 12/2003 Huang et al.
- 6,707,022 B2 * 3/2004 Perregaux 250/208.1
- 6,811,491 B1 * 11/2004 Levenberg et al. 463/47
- D501,659 S 2/2005 Yamaji et al.
- D506,734 S 6/2005 Oikawa
- D511,758 S 11/2005 Allen
- D512,036 S 11/2005 Wu et al.
- D521,475 S 5/2006 Dai et al.
- D531,189 S 10/2006 Depay et al.
- D531,971 S 11/2006 Shiraki et al.
- 7,164,506 B2 * 1/2007 TeWinkle 358/474

- D538,256 S 3/2007 Yoshida
- D557,678 S 12/2007 Bey et al.
- D559,241 S 1/2008 Paradise
- D561,141 S 2/2008 Cho et al.
- D571,822 S 6/2008 Madonna et al.
- D576,603 S 9/2008 Ohno
- D577,025 S * 9/2008 Ashida et al. D14/400
- D578,124 S * 10/2008 Kurtzer et al. D14/401
- D583,876 S * 12/2008 Ashida et al. D21/333

OTHER PUBLICATIONS

U.S. Appl. No. 29/284,327, filed Sep. 5, 2007, Applicant: Rashid Skaf et al.

U.S. Appl. No. 29/334,636, filed Mar. 30, 2009, Applicant: Rashid Skaf et al.

* cited by examiner

Primary Examiner—Prabhakar Deshmukh

(74) *Attorney, Agent, or Firm*—Gardere Wynne Sewell LLP; Karl L. Larson

(57) **CLAIM**

The ornamental design for a controller, as shown and described.

DESCRIPTION

The patent or application file contains at least one drawing executed in color. Copies of this patent or patent application with color drawings will be provided by the office upon request and payment of the necessary fee.

FIG. 1 is a front view of a controller showing our new design; FIG. 2 is a top view of the controller shown in FIG. 1, the opposite side being a mirror image thereof; and,

FIG. 3 is a side view of the controller shown in FIG. 1, the opposite side being a mirror image thereof.

The broken lines are for illustrative purpose only and form no part of the claimed design.

1 Claim, 1 Drawing Sheet
(1 of 1 Drawing Sheet(s) Filed in Color)

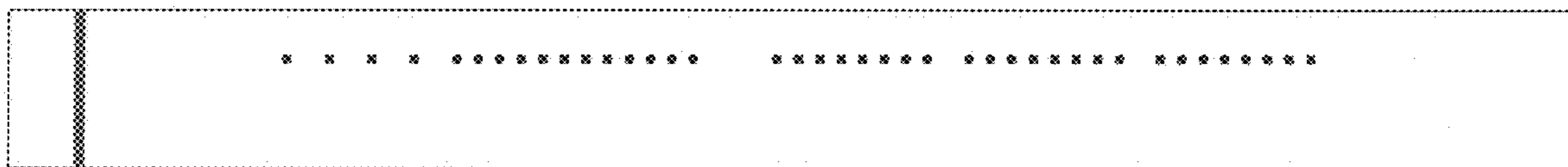




FIG. 2




FIG. 1




FIG. 3