



US00D616435S

(12) **United States Design Patent**
Kurosawa et al.

(10) **Patent No.:** **US D616,435 S**

(45) **Date of Patent:** **** May 25, 2010**

(54) **PERSONAL COMPUTER**

(75) Inventors: **Yu Kurosawa**, Kawasaki (JP); **Hisao Morooka**, Kawasaki (JP); **Hiroyuki Fujita**, Tokyo (JP)

(73) Assignee: **Fujitsu Limited**, Kawasaki (JP)

(**) Term: **14 Years**

(21) Appl. No.: **29/311,991**

(22) Filed: **Aug. 17, 2009**

(30) **Foreign Application Priority Data**

Apr. 14, 2009 (JP) 2009-008456

(51) **LOC (9) Cl.** **14-02**

(52) **U.S. Cl.** **D14/318**

(58) **Field of Classification Search** D14/315-327,
D14/341-345, 331, 130; D18/1, 2, 7, 11;
178/17 A, 17 C; 345/102, 104, 156, 163,
345/168; 341/22, 23; 361/679.08, 679.09,
361/679.26, 679.27; 400/486, 489
See application file for complete search history.

(56) **References Cited**

U.S. PATENT DOCUMENTS

6,067,224 A * 5/2000 Nobuchi 361/679.27
D467,915 S * 12/2002 Wada D14/322
D476,326 S * 6/2003 Tanimura D14/318
D547,309 S * 7/2007 Yoon D14/315
D578,524 S * 10/2008 Yoon D14/319
D578,525 S * 10/2008 Yoon D14/319

D586,796 S * 2/2009 Lee et al. D14/315
2005/0018396 A1 * 1/2005 Nakajima et al. 361/683
2005/0041378 A1 * 2/2005 Hamada et al. 361/680

OTHER PUBLICATIONS

“Toshiba dynabook TX”; printed on Dec. 7, 2009 from dynabook.com/pc/catalog/dynabook/08417tx/index_i.htm; pp. 1-5.

“Sony VAIO N series”; printed on Dec. 7, 2009 from www.vaio.sony.co.jp/vaio/products/NW2; pp. 1-3.

“NEC LaVie L series”; printed on Dec. 7, 2009 from 121ware.com/psp/PA121/LEARN/ENTPh/?tab-LRN_Z_PC_LVLA_ST; pp. 1-3.

* cited by examiner

Primary Examiner—Freda S Nunn

(57) **CLAIM**

The ornamental design for a personal computer, as shown and described.

DESCRIPTION

FIG. 1 is a perspective view of the front, right and top of a personal computer showing our new design;

FIG. 2 is a front view thereof;

FIG. 3 is a rear view thereof;

FIG. 4 is a left side view thereof;

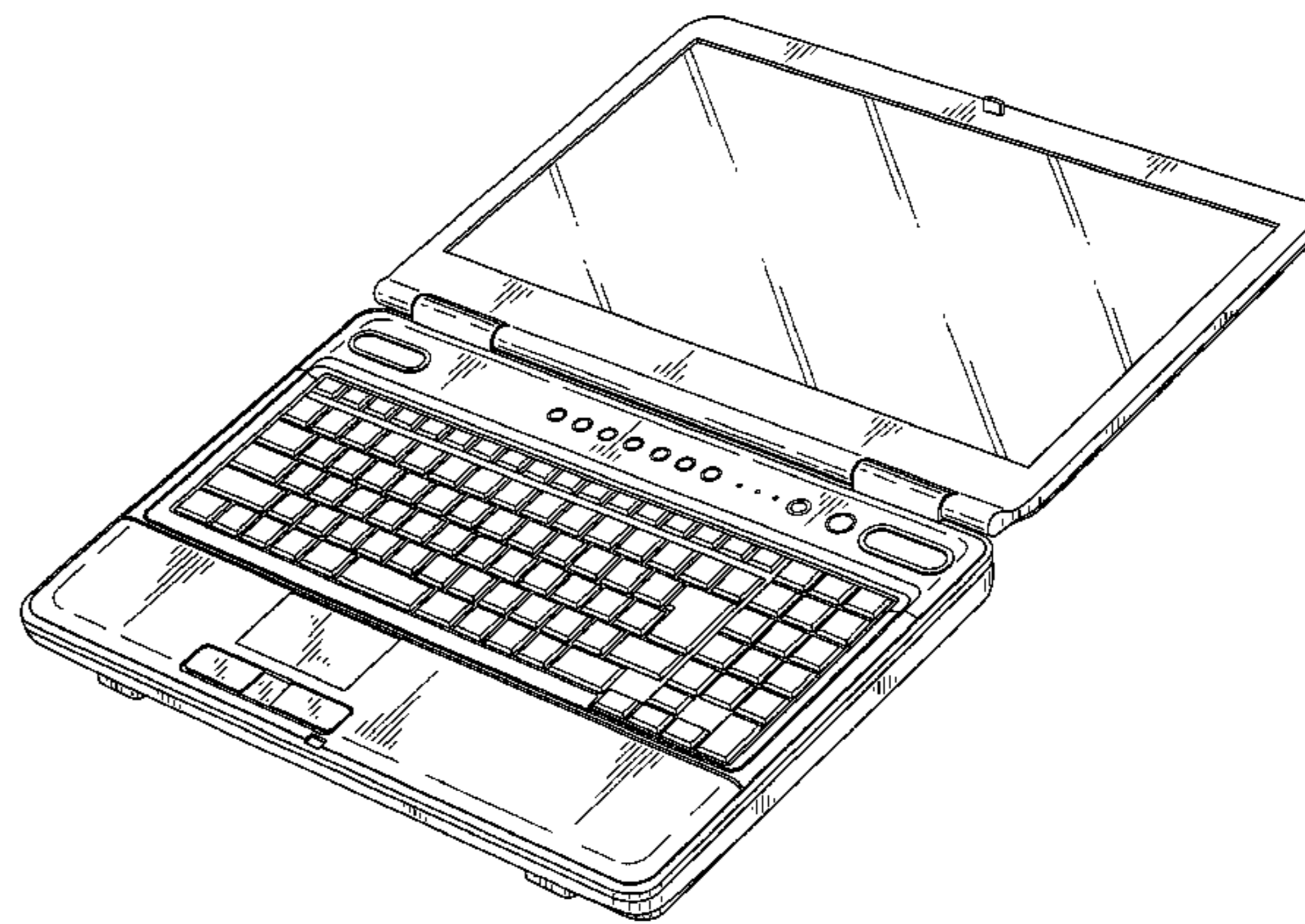
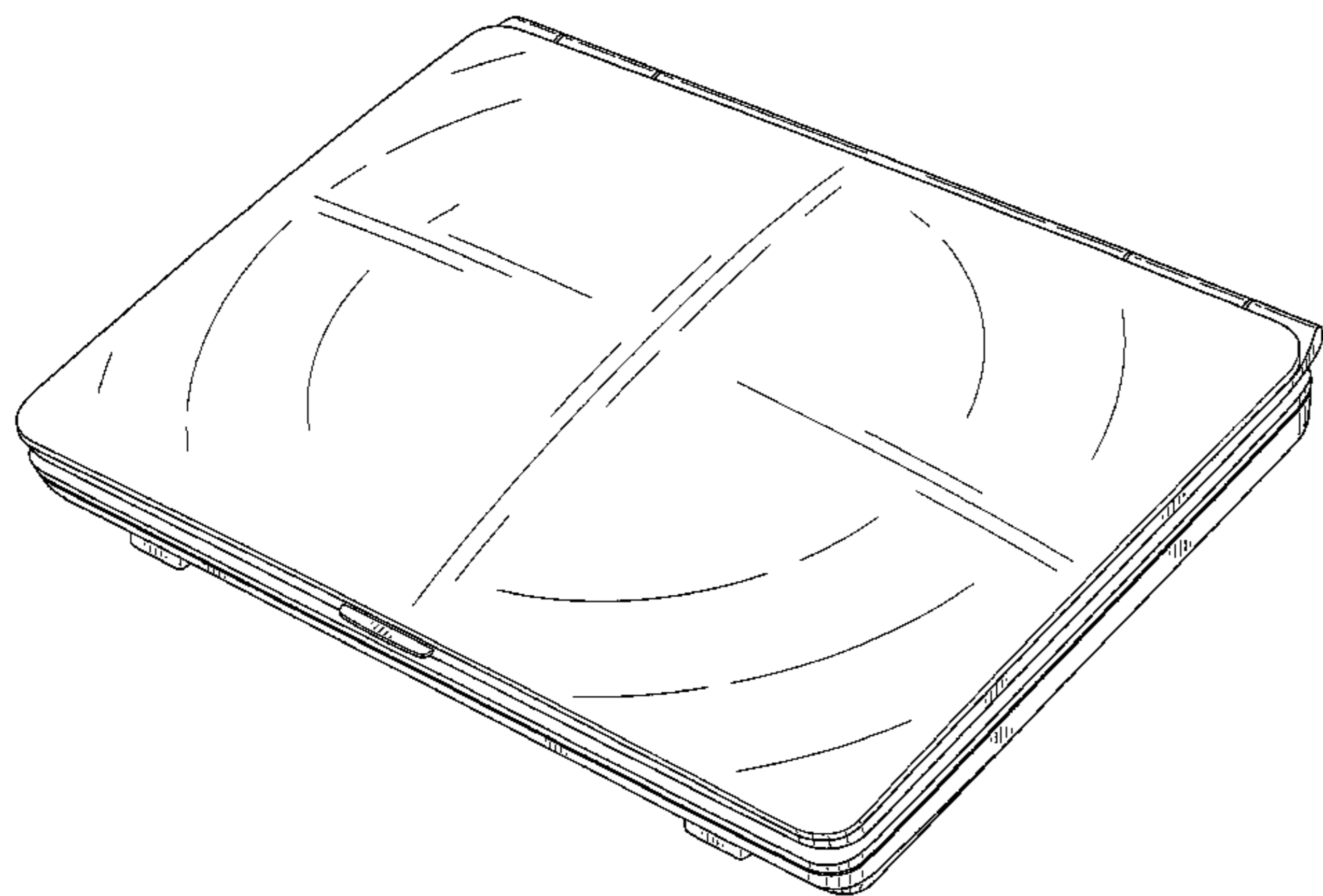
FIG. 5 is a right side view thereof;

FIG. 6 is a top plan view thereof;

FIG. 7 is a bottom view thereof; and,

FIG. 8 is a perspective view in open condition thereof.

1 Claim, 6 Drawing Sheets



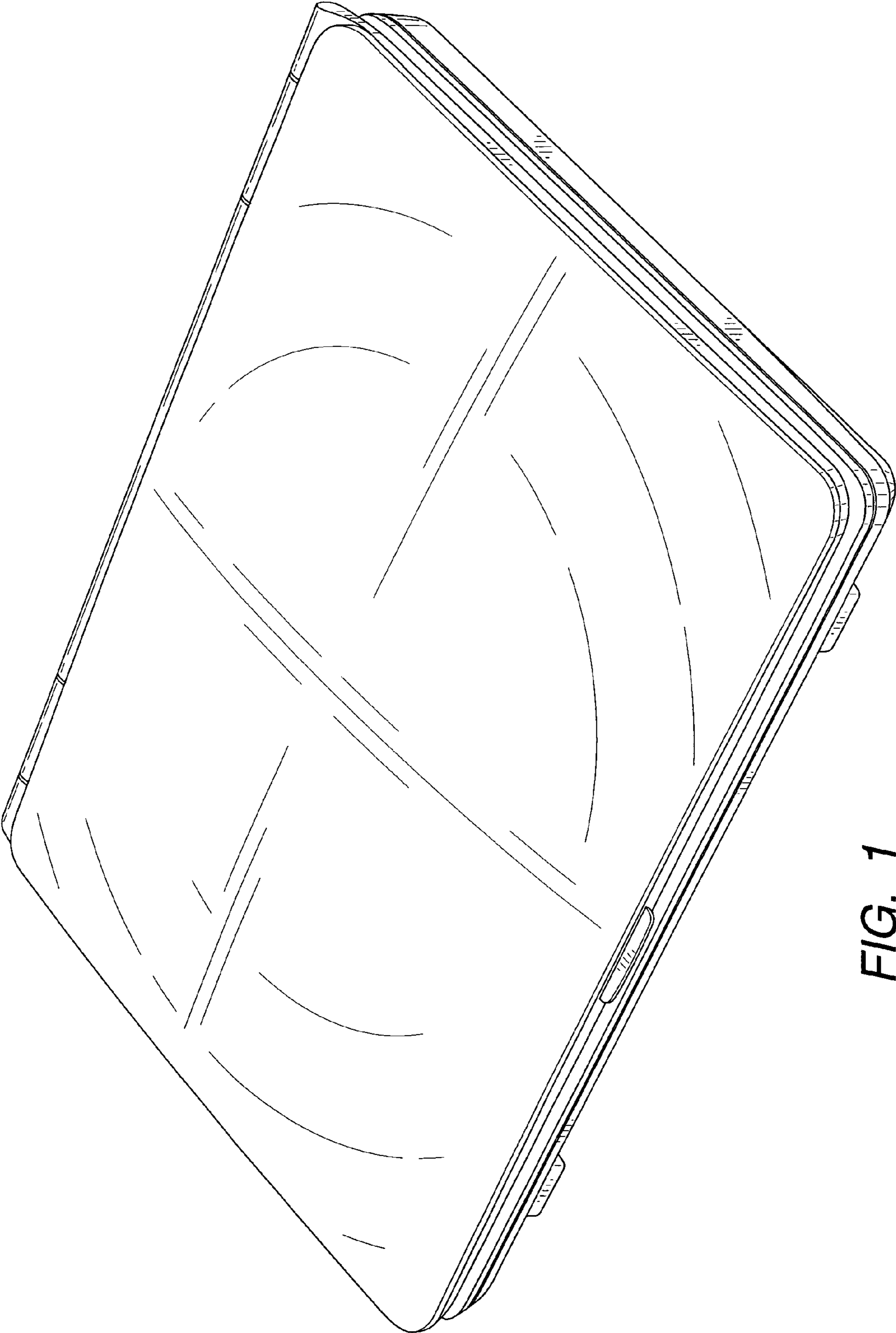


FIG. 1

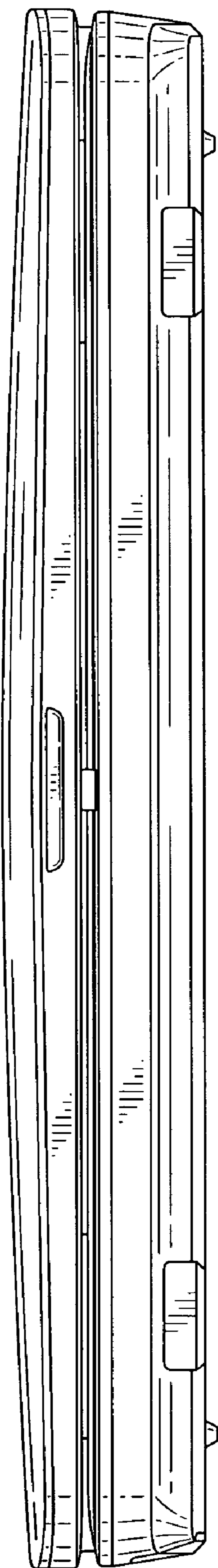


FIG. 2

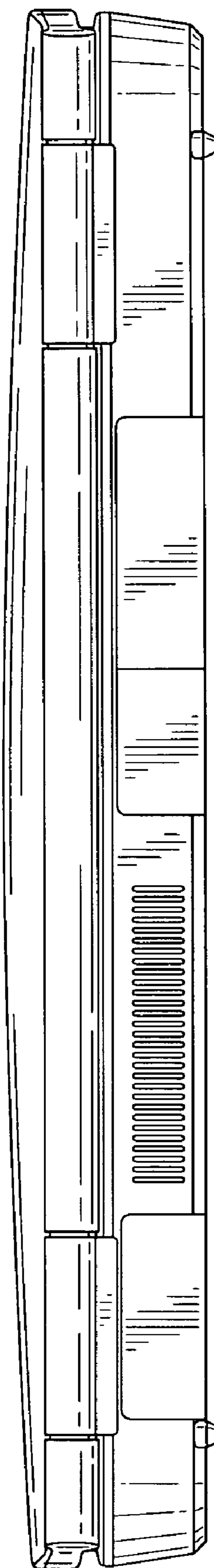


FIG. 3

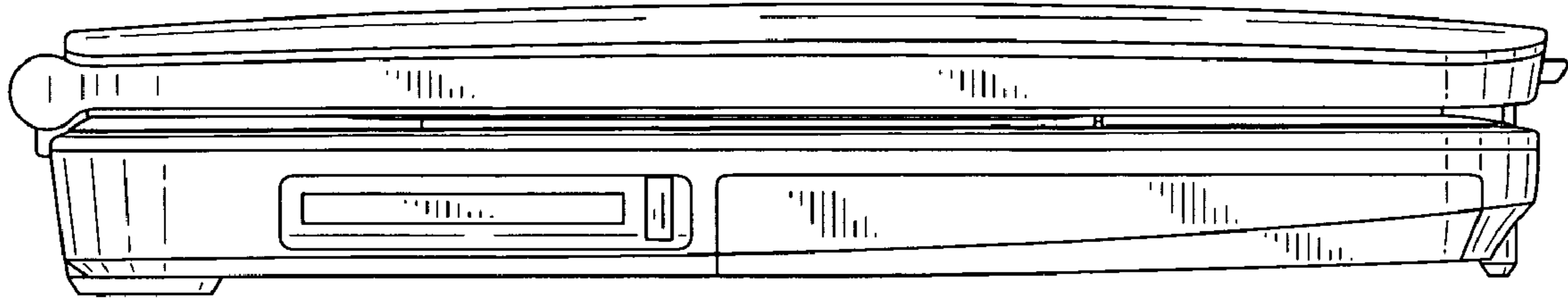


FIG. 4

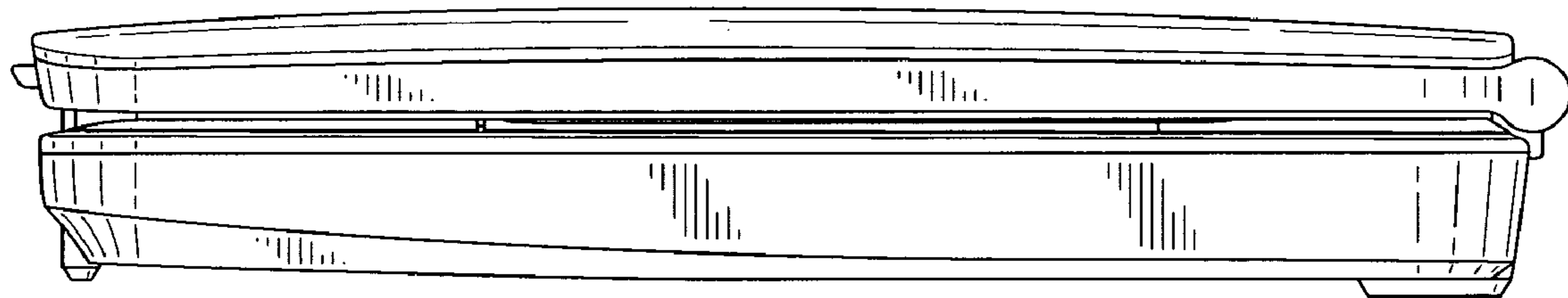


FIG. 5




FIG. 6




FIG. 7

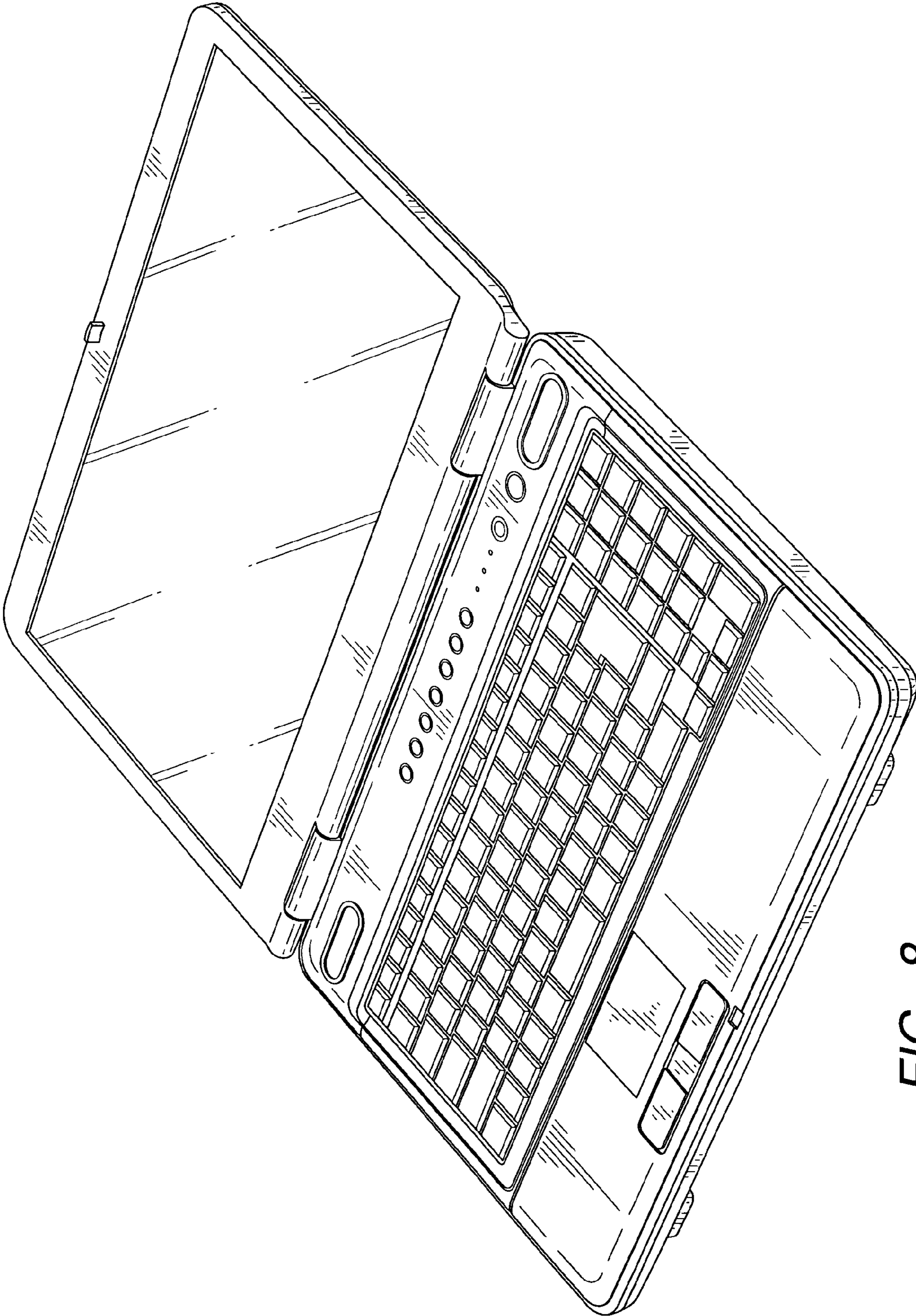


FIG. 8