



US00D616430S

(12) **United States Design Patent**
Fathollahi

(10) **Patent No.:** **US D616,430 S**
(45) **Date of Patent:** **** May 25, 2010**

(54) **MOBILE PHONE CASE**

5,755,367 A * 5/1998 Yamada 224/245

(75) Inventor: **Andy Fathollahi**, Irvine, CA (US)

(Continued)

(73) Assignee: **Incipio Technologies, Inc.**, Irvine, CA (US)

FOREIGN PATENT DOCUMENTS

WO DM/058570 * 11/2001

(**) Term: **14 Years**

OTHER PUBLICATIONS

(21) Appl. No.: **29/344,116**

Incipio Holster for Motorola RAZR, <URL:http://www.myincipio.com/product/RAZR_HOLSTER_ID-279/Incipio-Ultra-Light-weight-Motorola-V3-v3m-v3i-v3c-RAZR-Magnesium-Play-Thru-Holster-Belt-Carrying-Case---Pink.html>, received from internet Mar. 24, 2010.*

(22) Filed: **Sep. 23, 2009**

(Continued)

(51) **LOC (9) Cl.** **14-03**

(52) **U.S. Cl.** **D14/250**

(58) **Field of Classification Search** D14/140, D14/142, 167, 217, 218, 240, 242, 248, 250-253, D14/299, 341-347, 440; D3/200-201, 215, D3/218-219, 226, 228, 269, 301, 272-273, D3/276, 294; D13/103, 107-108, 119; 220/4.02; 224/191, 240, 241, 245, 682-683; 248/206.2-206.4, 248/220.21, 279.1, 309.1; 361/679.3, 679.56; 379/420.04, 426, 433.11, 446-447, 454, 379/455; 455/575.1, 575.6, 575.7, 575.8, 455/575.9; 190/100; 206/305, 320

Primary Examiner—Robert M Spear
Assistant Examiner—Carla Jobe Wright
(74) *Attorney, Agent, or Firm*—Snell & Wilmer L.L.P.

See application file for complete search history.

(57) **CLAIM**

I claim the ornamental design for a mobile phone case, as shown and described.

(56) **References Cited**

U.S. PATENT DOCUMENTS

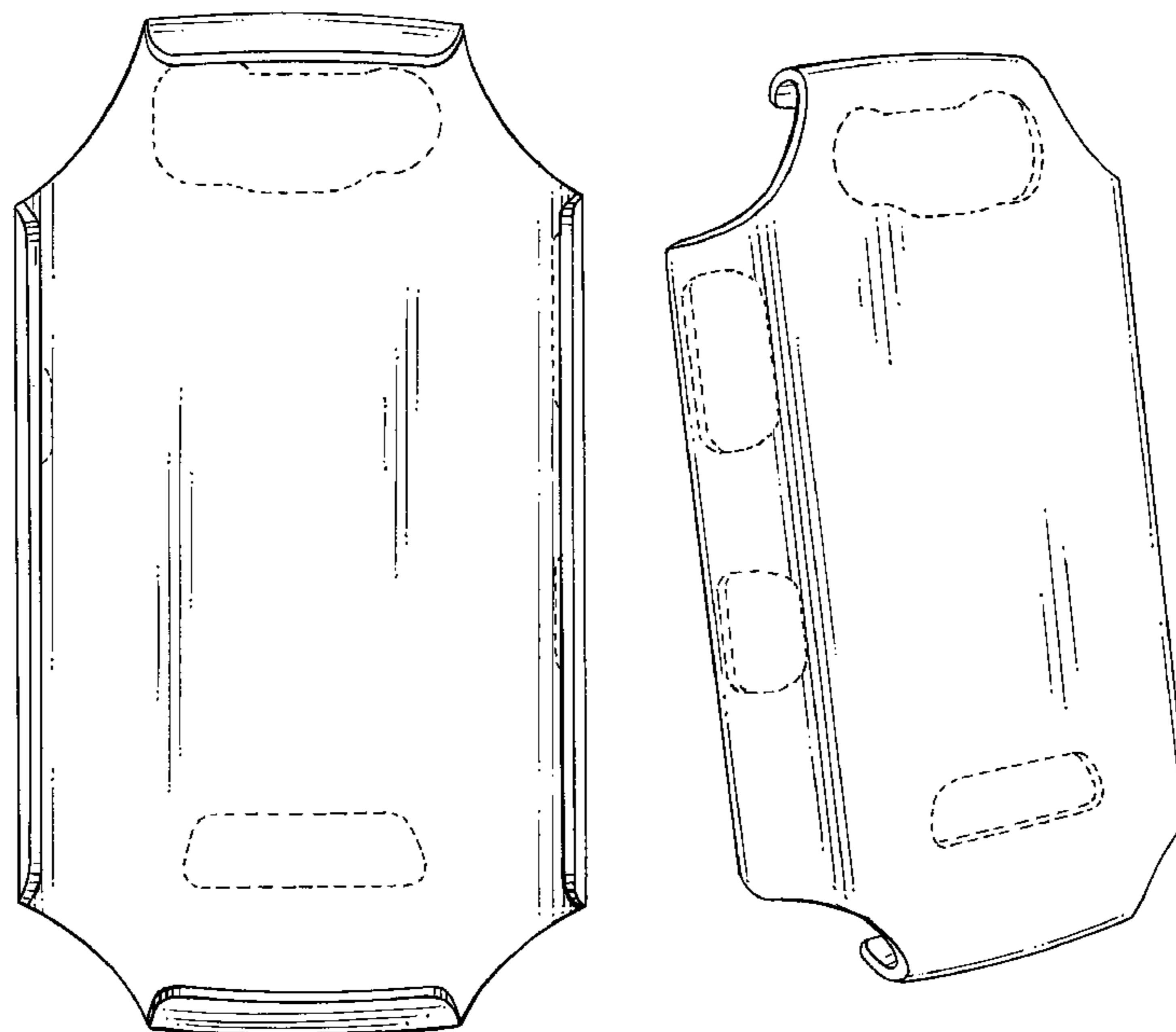
- D287,905 S * 1/1987 Oyamada D3/218
- D320,992 S * 10/1991 Jondelius D14/253
- D339,690 S * 9/1993 Takahashi et al. D3/218
- D346,275 S * 4/1994 Hayasaka et al. D3/218
- D371,137 S * 6/1996 Kriegh D14/253
- D387,199 S * 12/1997 Nagele et al. D3/218
- D389,641 S * 1/1998 McCutcheon et al. D3/218
- D392,097 S * 3/1998 Pottala et al. D3/218

DESCRIPTION

- FIG. 1 is a front view of the mobile phone case;
- FIG. 2 is a rear perspective view of the mobile phone case;
- FIG. 3 is a rear view of the mobile phone case;
- FIG. 4 is a top view of the mobile phone case;
- FIG. 5 is a bottom view of the mobile phone case;
- FIG. 6 is a left side view of the mobile phone case; and,
- FIG. 7 is a right side view of the mobile phone case.

In the drawing, the broken lines represent the bounds of the claimed design. The broken lines and the unshaded regions within the broken lines form no part of the claimed design.

1 Claim, 5 Drawing Sheets



US D616,430 S

Page 2

U.S. PATENT DOCUMENTS

D400,209	S	*	10/1998	Williams et al.	D14/253
D406,191	S	*	3/1999	Phillips et al.	D3/218
D419,290	S	*	1/2000	Treyer et al.	D3/218
D434,898	S	*	12/2000	Jokinen et al.	D3/218
D462,514	S	*	9/2002	Rivera et al.	D3/228
D466,287	S	*	12/2002	Tanaka	D3/218
D495,871	S	*	9/2004	Moffitt et al.	D3/215
D499,546	S	*	12/2004	Smithers	D3/218
D521,232	S	*	5/2006	Andre et al.	D3/218
D529,713	S	*	10/2006	Guyot et al.	D3/218
D543,541	S	*	5/2007	Chung et al.	D14/250
D553,352	S	*	10/2007	Allen	D3/218
D565,290	S	*	4/2008	Brandenburg et al.	D3/218
D609,464	S	*	2/2010	Bullen	D3/218
2003/0151890	A1	*	8/2003	Huang et al.	361/683
2006/0231713	A1	*	10/2006	Crain et al.	248/309.1

OTHER PUBLICATIONS

BlackBerry Storm Commuter Series Case, URL:<http://www.ottterbox.com/blackberry-storm-commuter-case/>, retrieved from Internet Mar. 24, 2010.*

* cited by examiner




FIG. 1

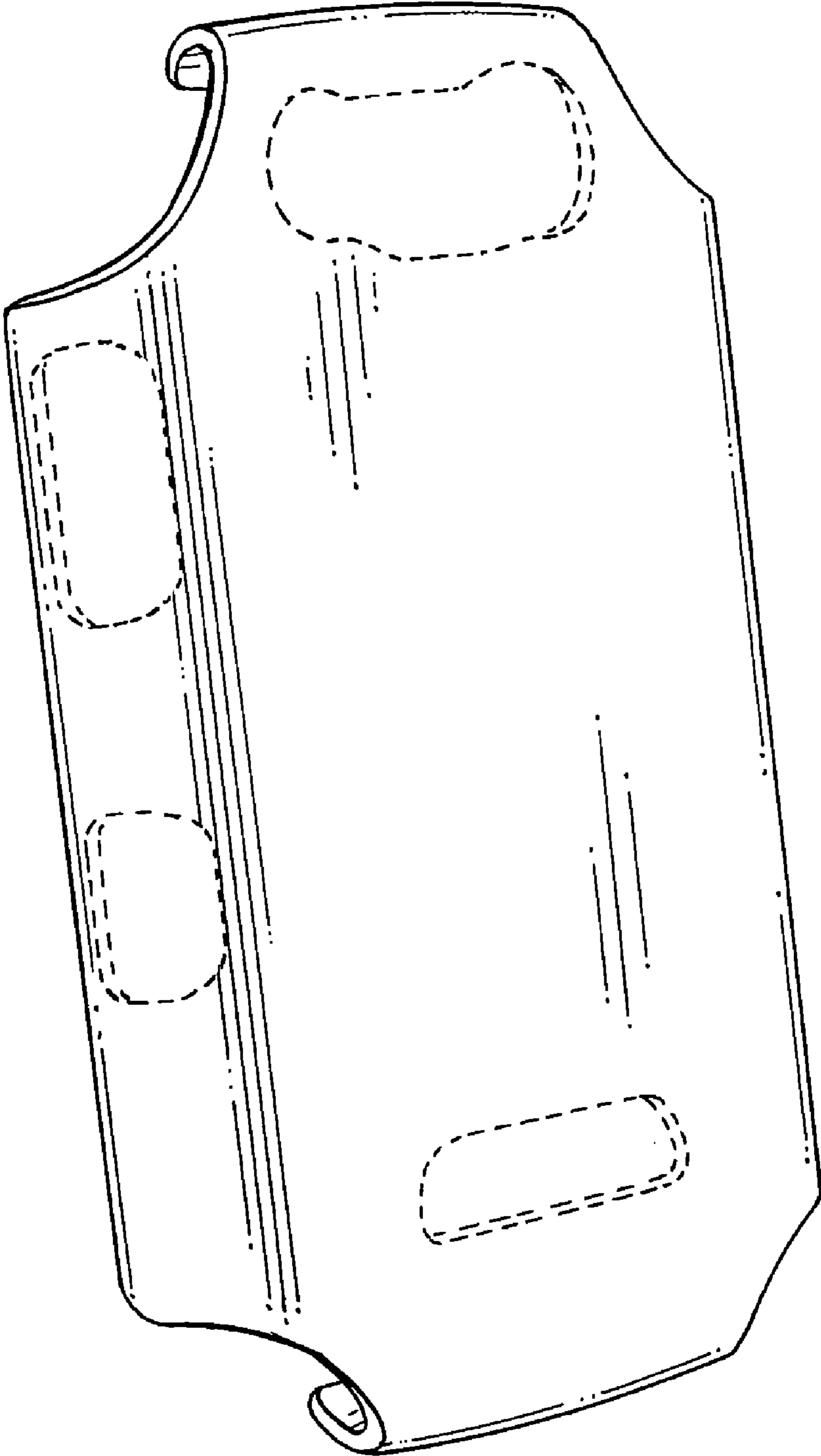


FIG. 2

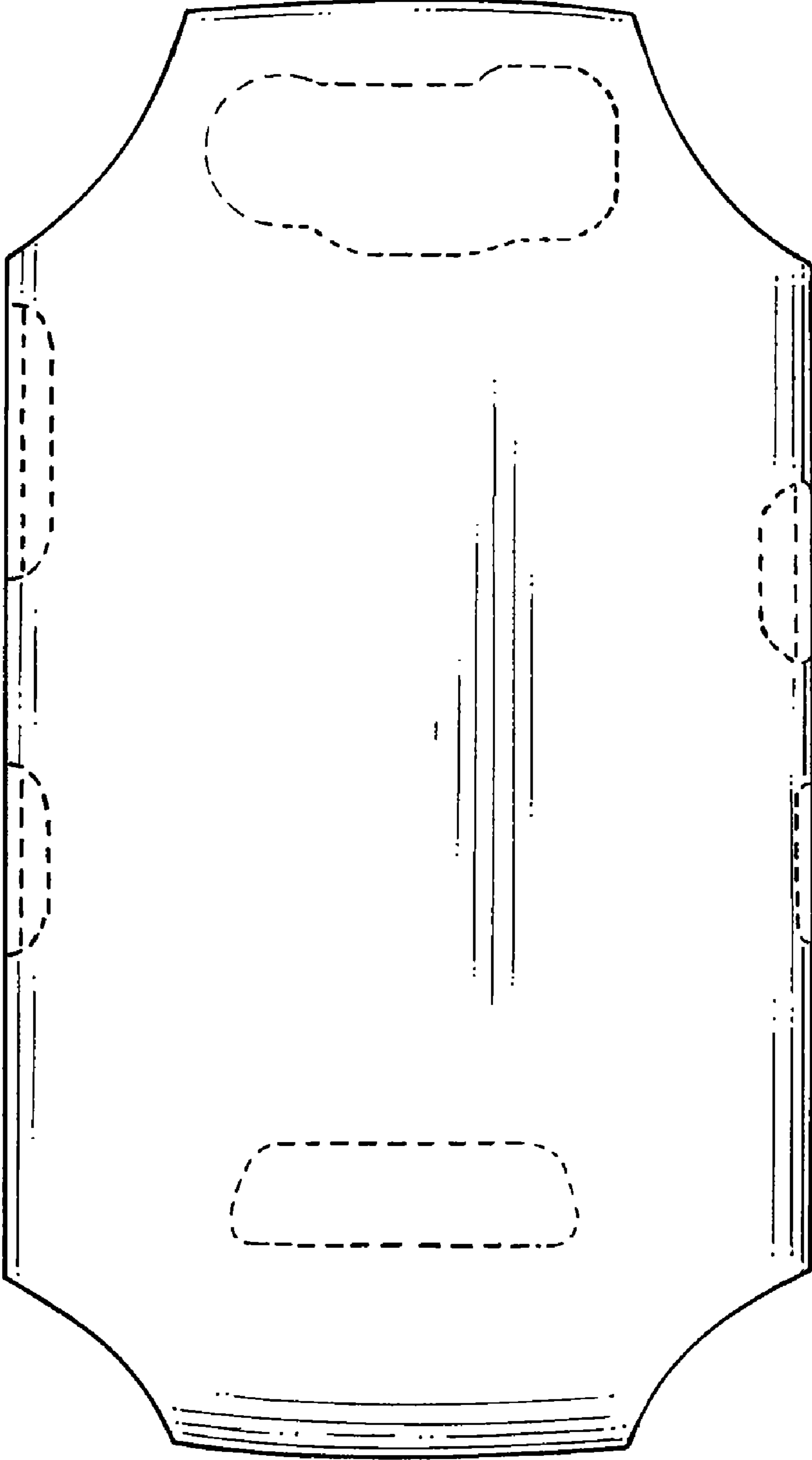


FIG. 3




Fig. 5



Fig. 4

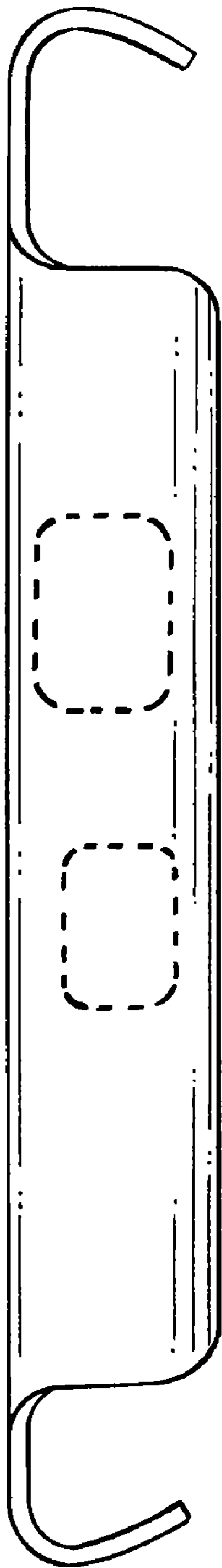


FIG. 6

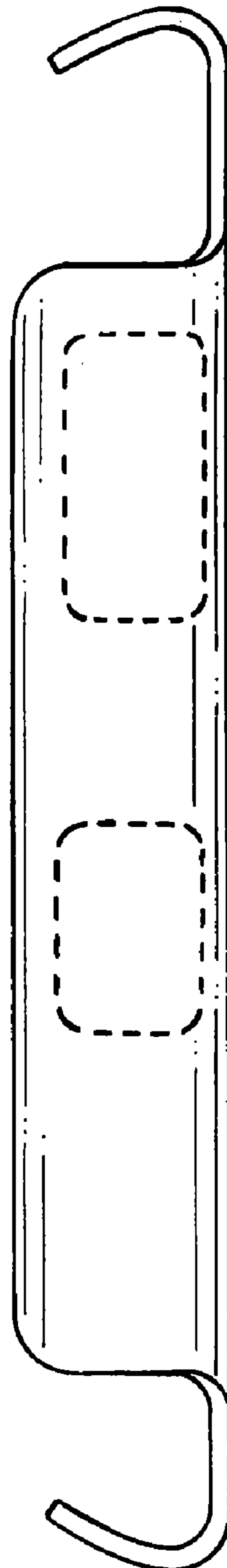


FIG. 7