



US00D616416S

(12) **United States Design Patent**  
**Lin**

(10) **Patent No.:** **US D616,416 S**

(45) **Date of Patent:** **\*\* May 25, 2010**

(54) **MUSIC PLAYER**

(75) Inventor: **George Lin, Yung Kang (TW)**

(73) Assignee: **Mony Industrial Co., Ltd., Tainan County (TW)**

(\*\*) Term: **14 Years**

(21) Appl. No.: **29/347,080**

(22) Filed: **Sep. 17, 2009**

(51) **LOC (9) Cl.** ..... **14-03**

(52) **U.S. Cl.** ..... **D14/189; D9/772; D9/773; D14/496**

(58) **Field of Classification Search** ..... D14/168, D14/169, 179, 188, 189, 194-198, 204, 210, D14/212, 214, 217, 257, 265, 299; D9/518, D9/633, 763, 772, 776-779; 455/344-351; 381/86.12; D7/300, 301, 608; 220/669, 220/675; 330/1 R, 3, 4, 250

See application file for complete search history.

(56) **References Cited**

**U.S. PATENT DOCUMENTS**

D327,218 S *	6/1992	Nickerson	.....	D9/772
D371,075 S *	6/1996	Stonehouse	.....	D9/772
D393,730 S *	4/1998	Petruzzi	.....	D9/772
D396,916 S *	8/1998	Ochs, Sr.	.....	D9/518
D405,792 S *	2/1999	McCorkindale et al.	....	D14/189
6,112,932 A *	9/2000	Holdren	.....	220/269
D432,015 S *	10/2000	Holiday	.....	D9/772
D510,083 S *	9/2005	Kasden	.....	D14/207

D526,308 S *	8/2006	Kasden	.....	D14/207
D530,685 S *	10/2006	Dupuis	.....	D14/125
D570,228 S *	6/2008	van Dam	.....	D9/772
D585,893 S *	2/2009	Wang	.....	D14/356
D588,579 S *	3/2009	Ross et al.	.....	D14/217
D601,436 S *	10/2009	Stephens et al.	.....	D9/772
D603,722 S *	11/2009	Reimer	.....	D9/766
D604,181 S *	11/2009	Reimer	.....	D9/766
D605,060 S *	12/2009	Reimer	.....	D9/766
D607,754 S *	1/2010	Hayden et al.	.....	D9/772

\* cited by examiner

*Primary Examiner*—Stella M Reid

*Assistant Examiner*—Keli L Hill

(74) *Attorney, Agent, or Firm*—Rosenberg, Klein & Lee

(57) **CLAIM**

The ornamental design for a music player, as shown and described.

**DESCRIPTION**

FIG. 1 is a perspective view of a music player showing my new design;

FIG. 2 is a front view thereof;

FIG. 3 is a rear view thereof;


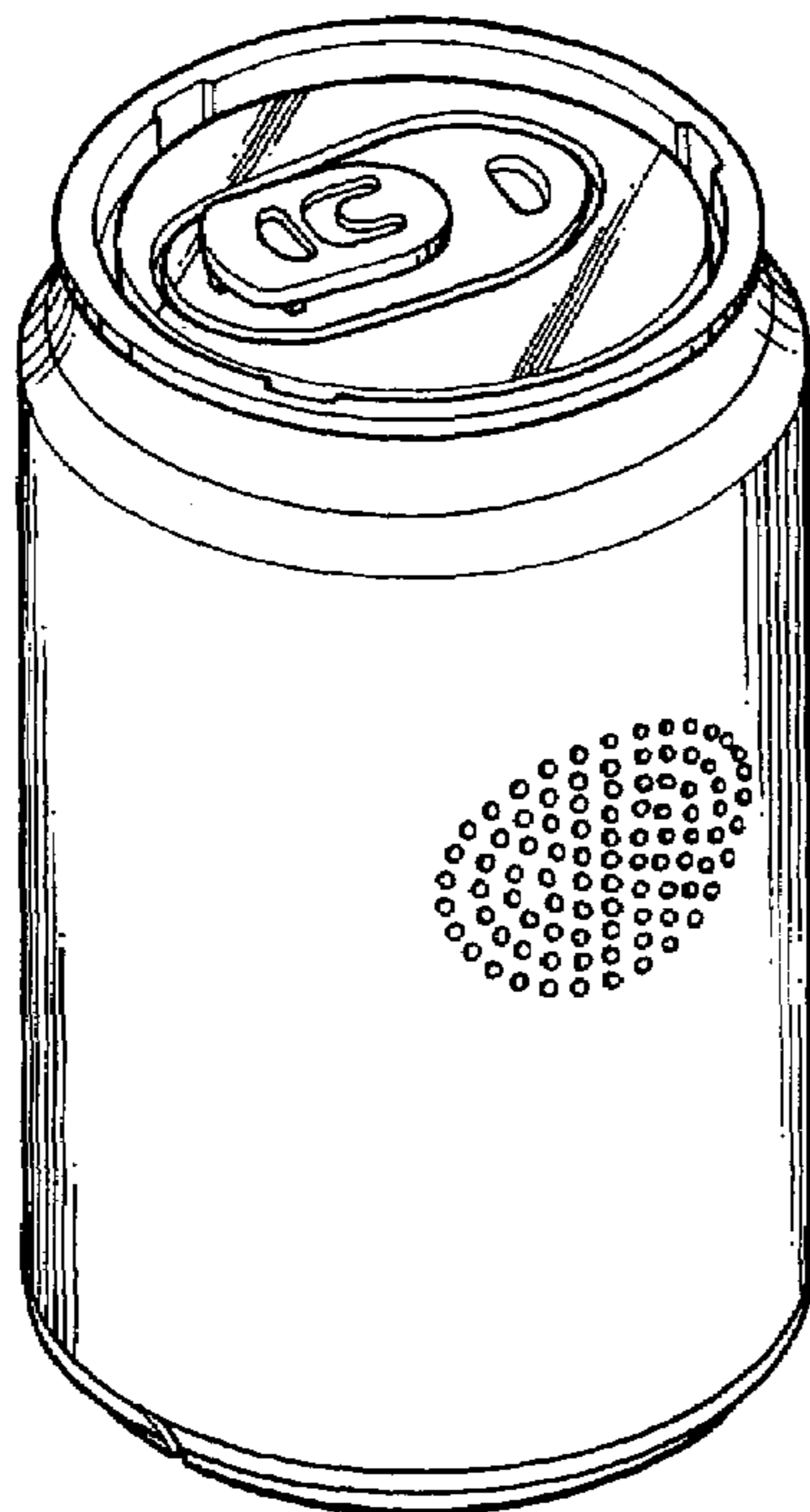
FIG. 4 is a left side view thereof;

FIG. 5 is a right side view thereof;

FIG. 6 is a top view thereof; and,

FIG. 7 is a bottom view thereof.

**1 Claim, 4 Drawing Sheets**



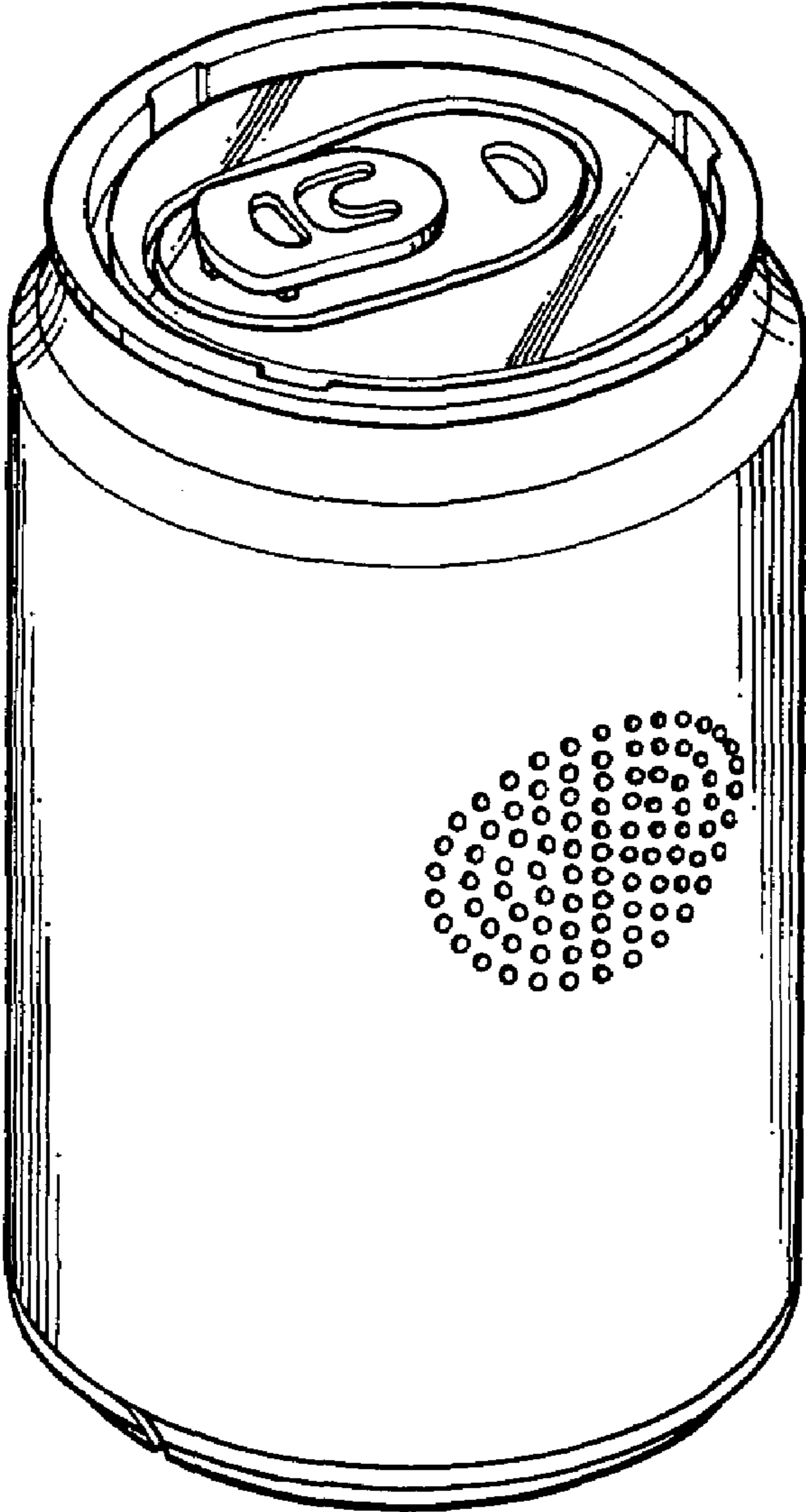


Fig. 1

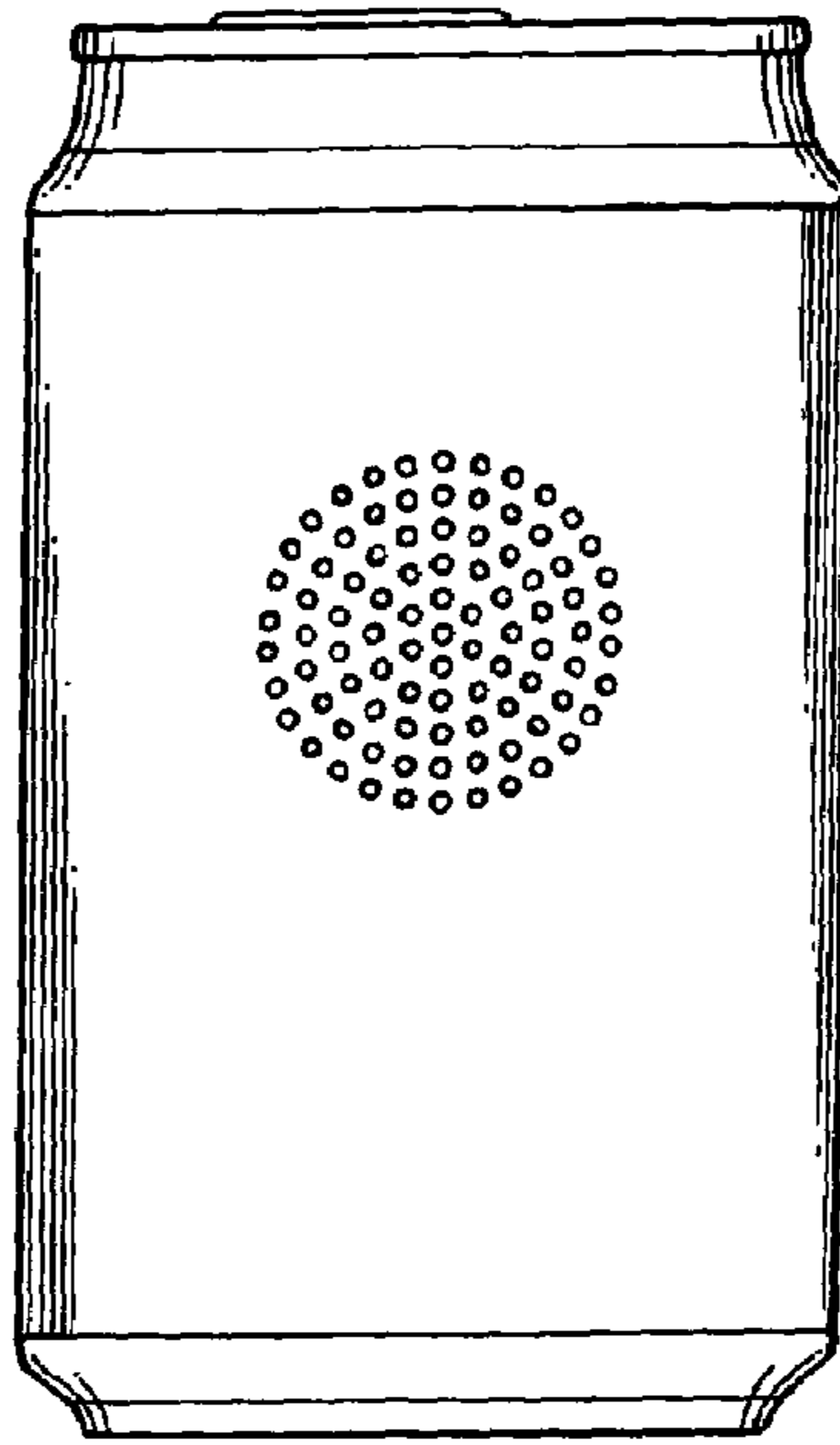


Fig.2

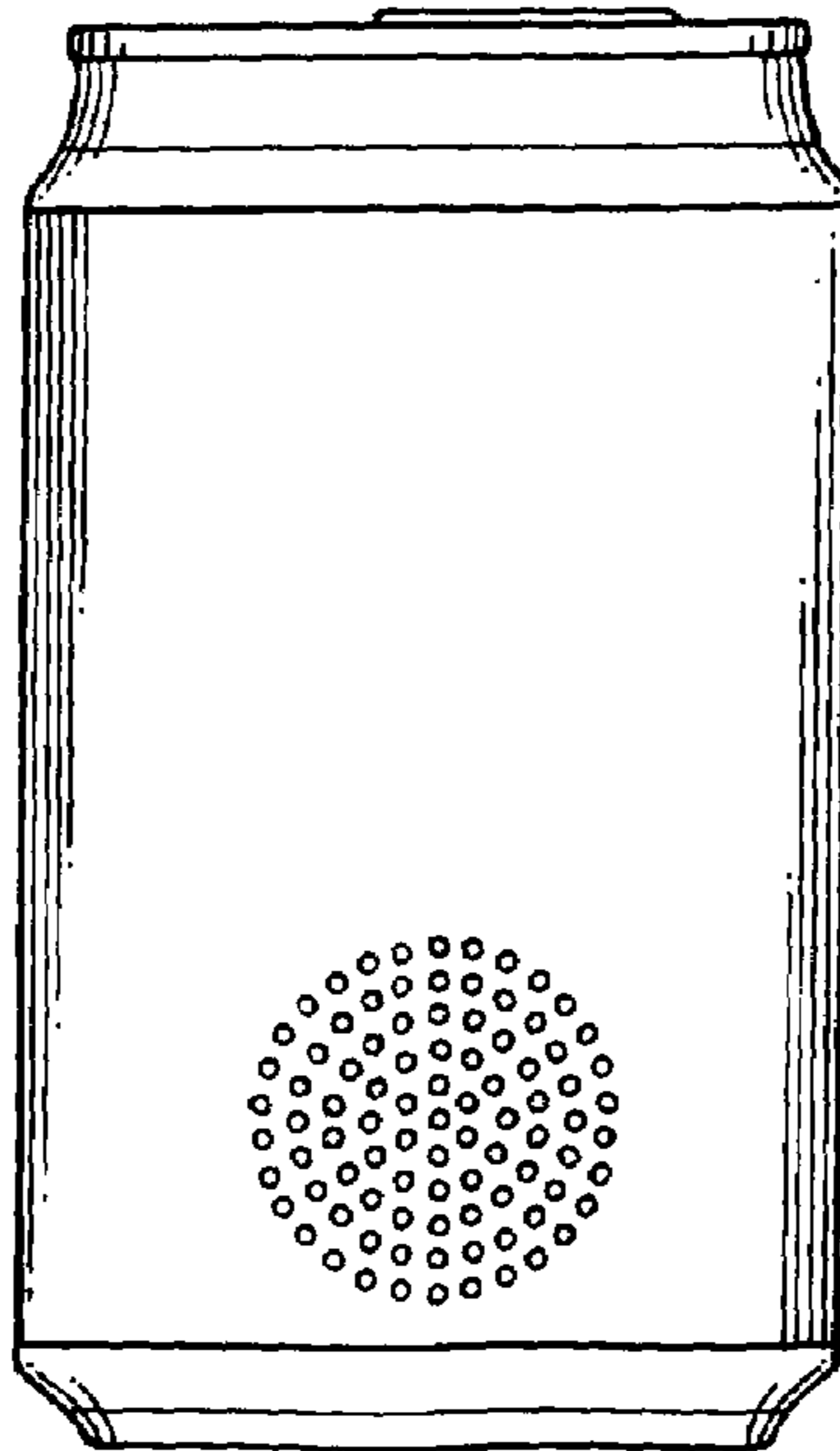


Fig.3




Fig.4

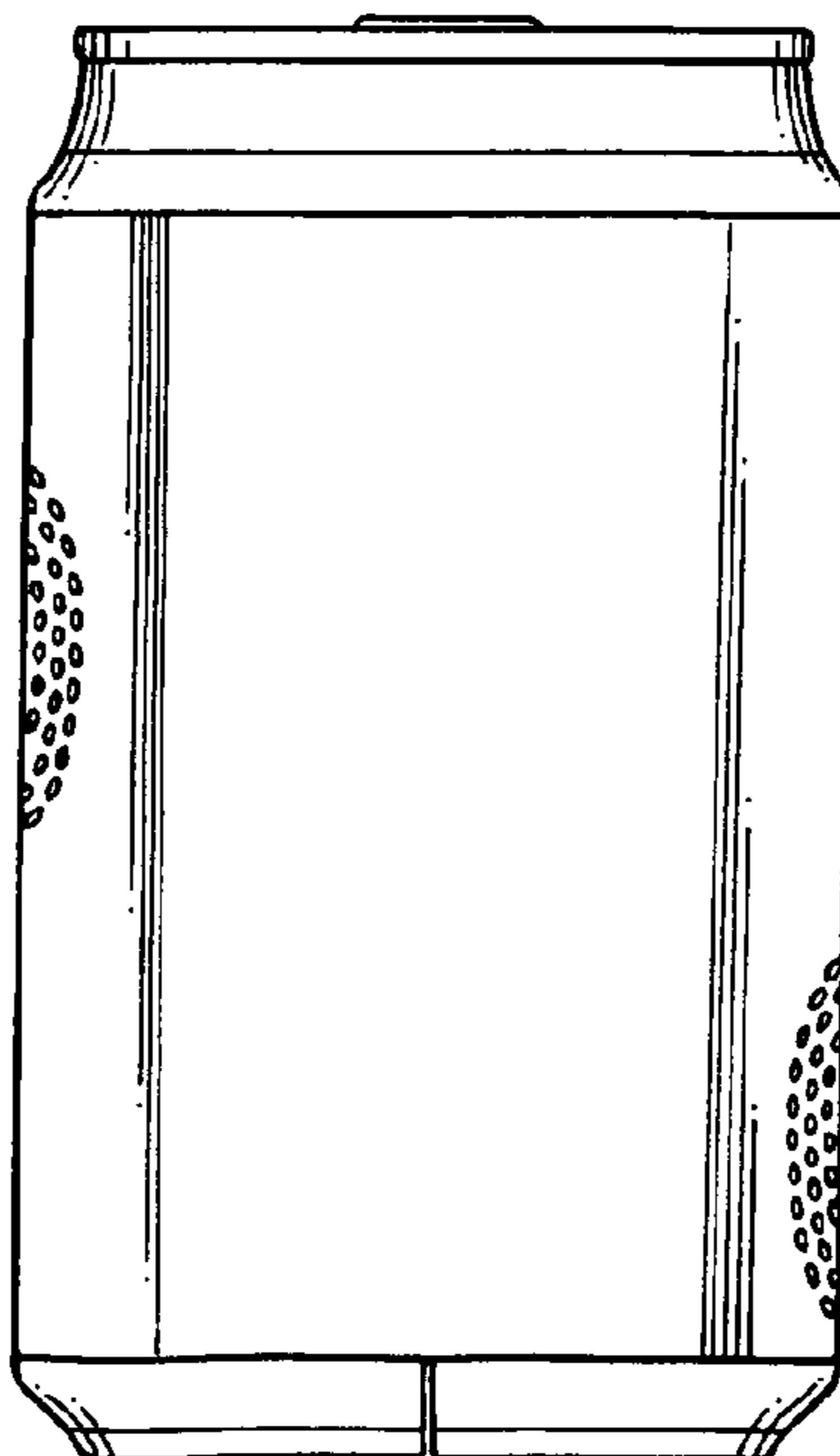


Fig.5




Fig.6

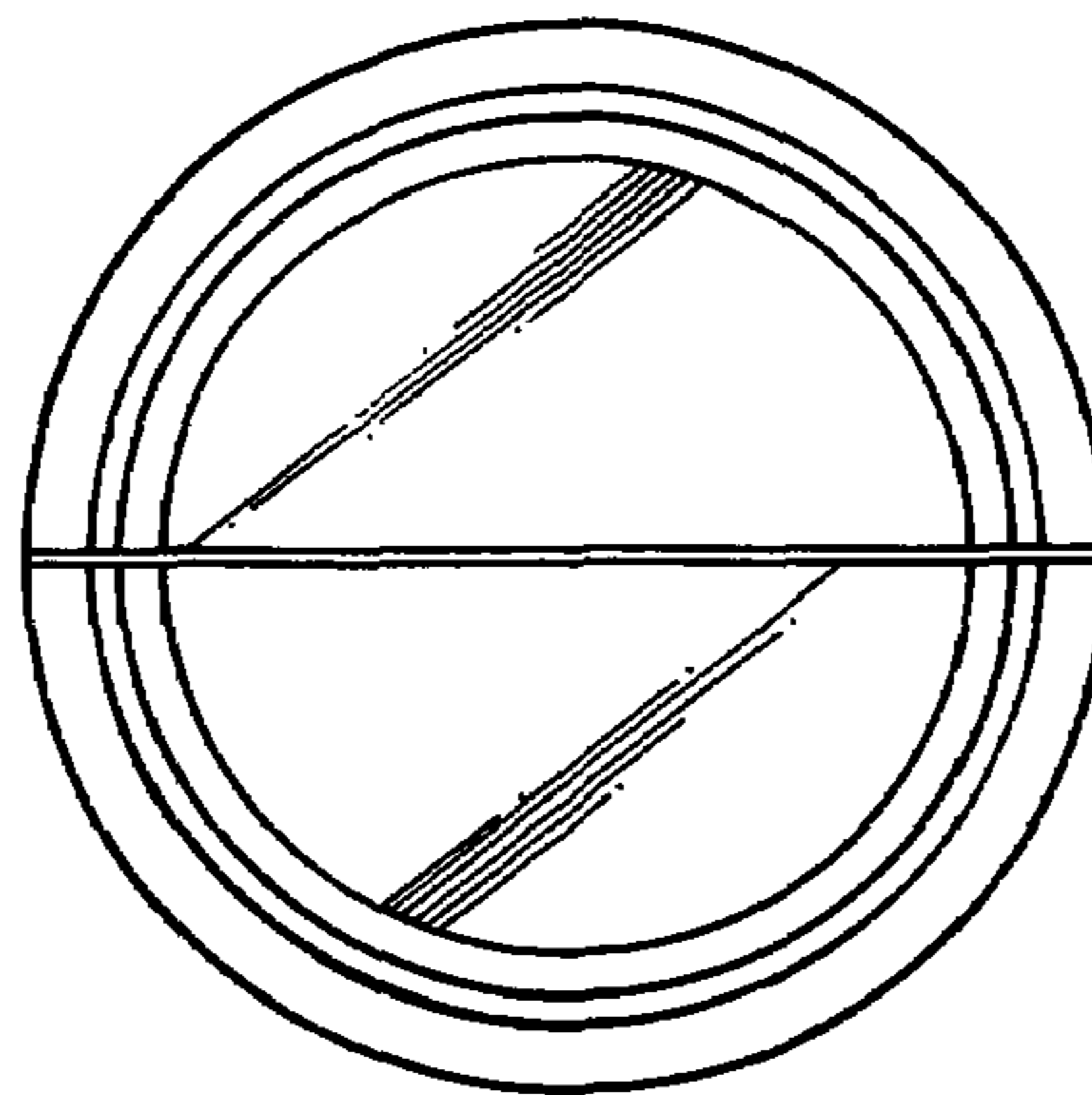


Fig.7