



US00D616401S

(12) **United States Design Patent**
Choi

(10) **Patent No.:** **US D616,401 S**
(45) **Date of Patent:** **** May 25, 2010**

(54) **OLED TELEVISION RECEIVER**

(75) Inventor: **Kwang Ho Choi**, Seoul (KR)

(73) Assignee: **LG Electronics Inc.**, Seoul (KR)

(**) Term: **14 Years**

(21) Appl. No.: **29/344,427**

(22) Filed: **Sep. 29, 2009**

(30) **Foreign Application Priority Data**

Apr. 9, 2009 (KR) 30-2009-0015081

(51) **LOC (9) Cl.** **14-03**

(52) **U.S. Cl.** **D14/126**

(58) **Field of Classification Search** D14/125-134,
D14/239, 371, 136, 374-377, 440, 450, 448,
D14/336, 342; 312/7.2; 348/836, 838, 180,
348/184, 325, 739; 341/12; 248/917-924,
248/465; 345/104, 133, 156, 168, 87, 173;
720/605, 669, 600, 655; 369/99, 197; 455/344,
455/347; D21/329, 515, 577, 622, 333, 433,
D21/448, 452, 450, 331; D6/477, 479, 300;
273/148 B; 446/484, 175, 356; D10/15,
D10/26

See application file for complete search history.

(56) **References Cited**

U.S. PATENT DOCUMENTS

D429,227 S * 8/2000 Shimizu D14/126
D471,914 S * 3/2003 Kanatani D14/448

D491,902 S * 6/2004 Chen D14/126
D496,013 S * 9/2004 Tanaka D14/132
D518,799 S * 4/2006 Peng D14/126
D519,088 S * 4/2006 Lin D14/126
D532,387 S * 11/2006 Lukic et al. D14/126
D545,782 S * 7/2007 Schiller et al. D14/126
D554,086 S * 10/2007 Hsiung D14/129
D564,994 S * 3/2008 Yamaguchi D14/126
D573,117 S * 7/2008 Niitsu D14/126
D580,383 S * 11/2008 Kuramashi D14/126
D590,785 S * 4/2009 Yokota D14/126

* cited by examiner

Primary Examiner—Raphael Barkai

(74) *Attorney, Agent, or Firm*—Morgan Lewis & Bockius LLP

(57) **CLAIM**

I claim the ornamental design for an OLED television receiver, as shown and described.

DESCRIPTION

FIG. 1 is a perspective view of an OLED television receiver showing our new design:

FIG. 2 is a front elevation view thereof;

FIG. 3 is a rear elevation view thereof;

FIG. 4 is a left-side elevation view thereof;

FIG. 5 is a right-side elevation view thereof;

FIG. 6 is a top plan view thereof; and,

FIG. 7 is a bottom plan view thereof.

1 Claim, 5 Drawing Sheets

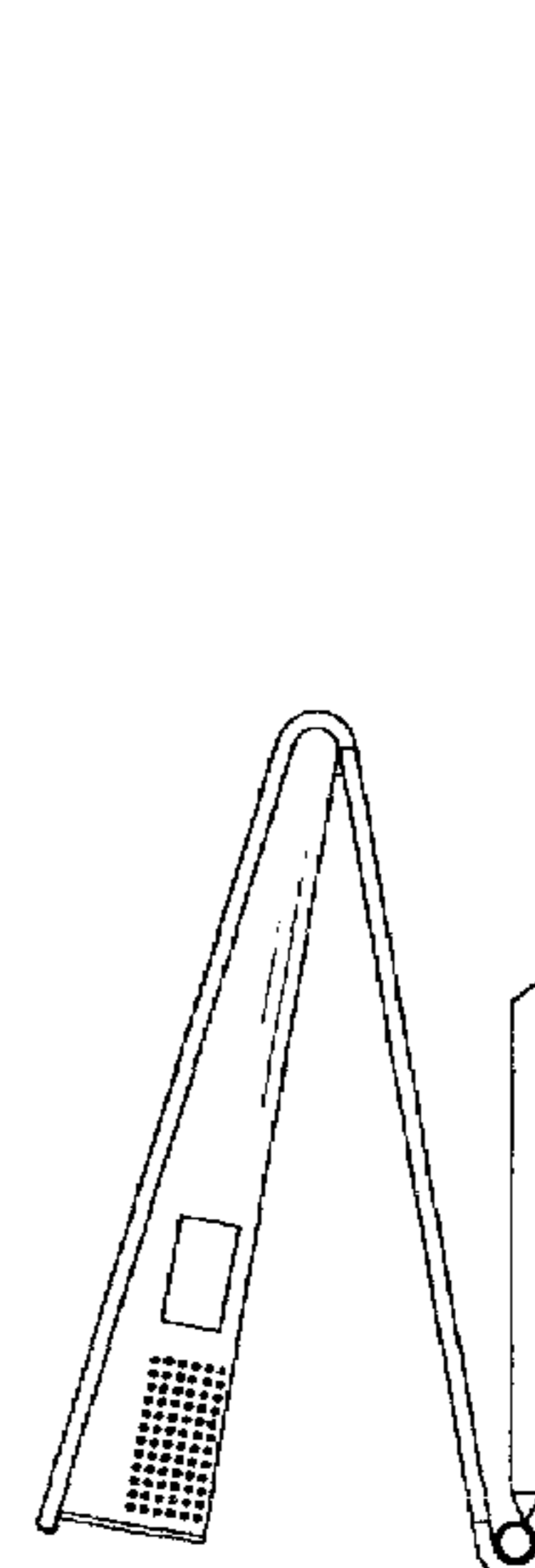
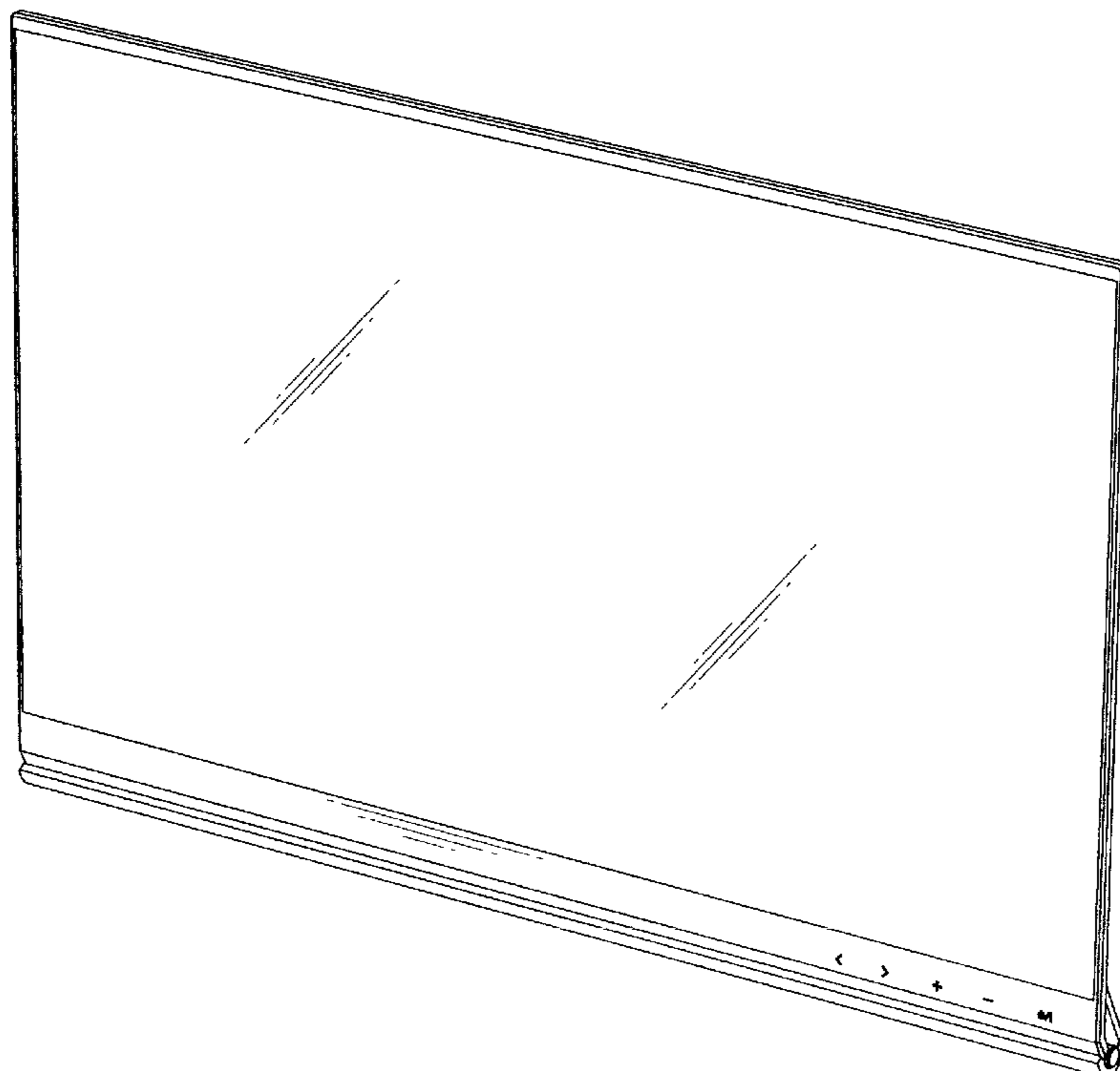


FIG. 1

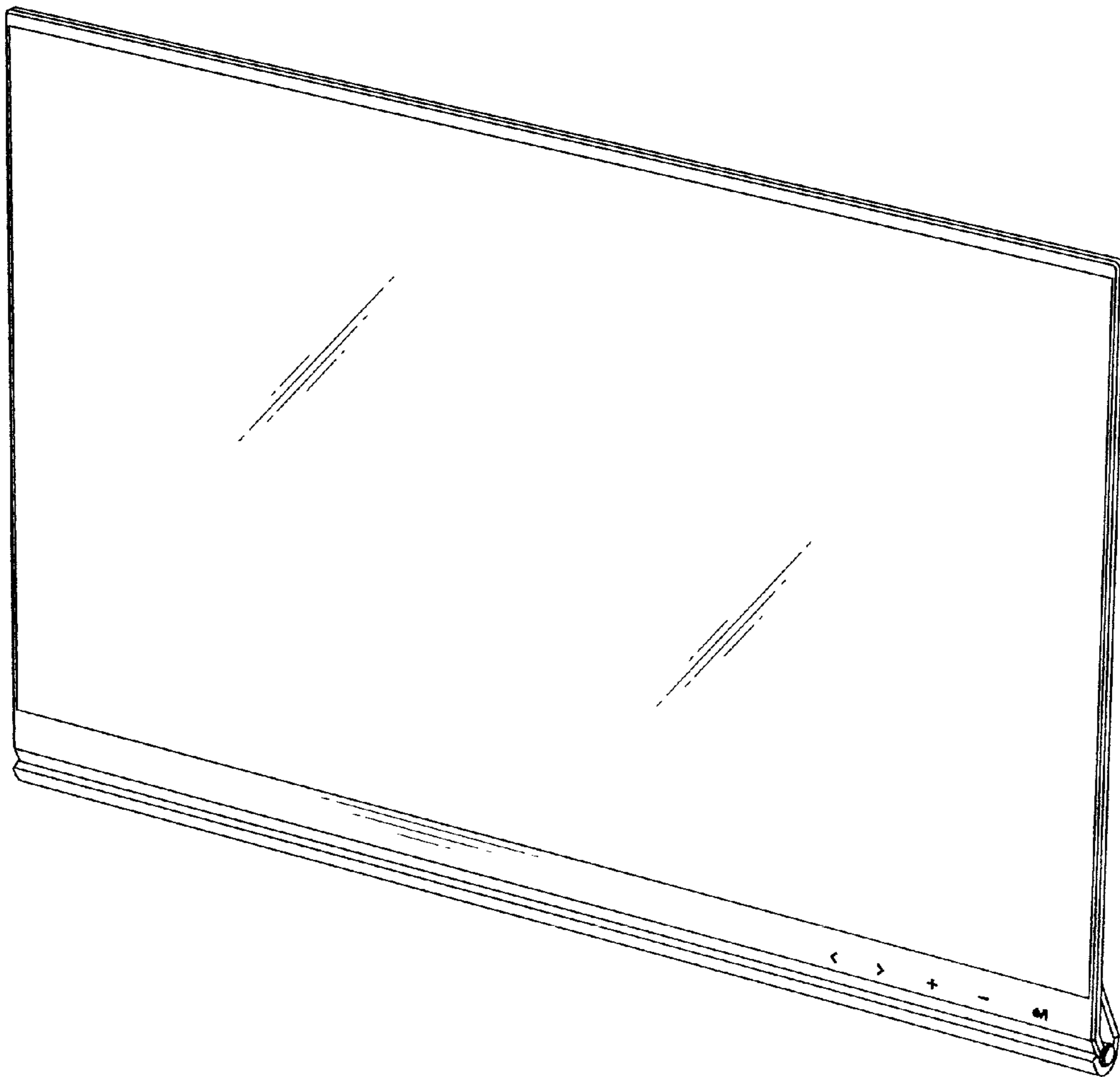


FIG. 2




FIG. 3

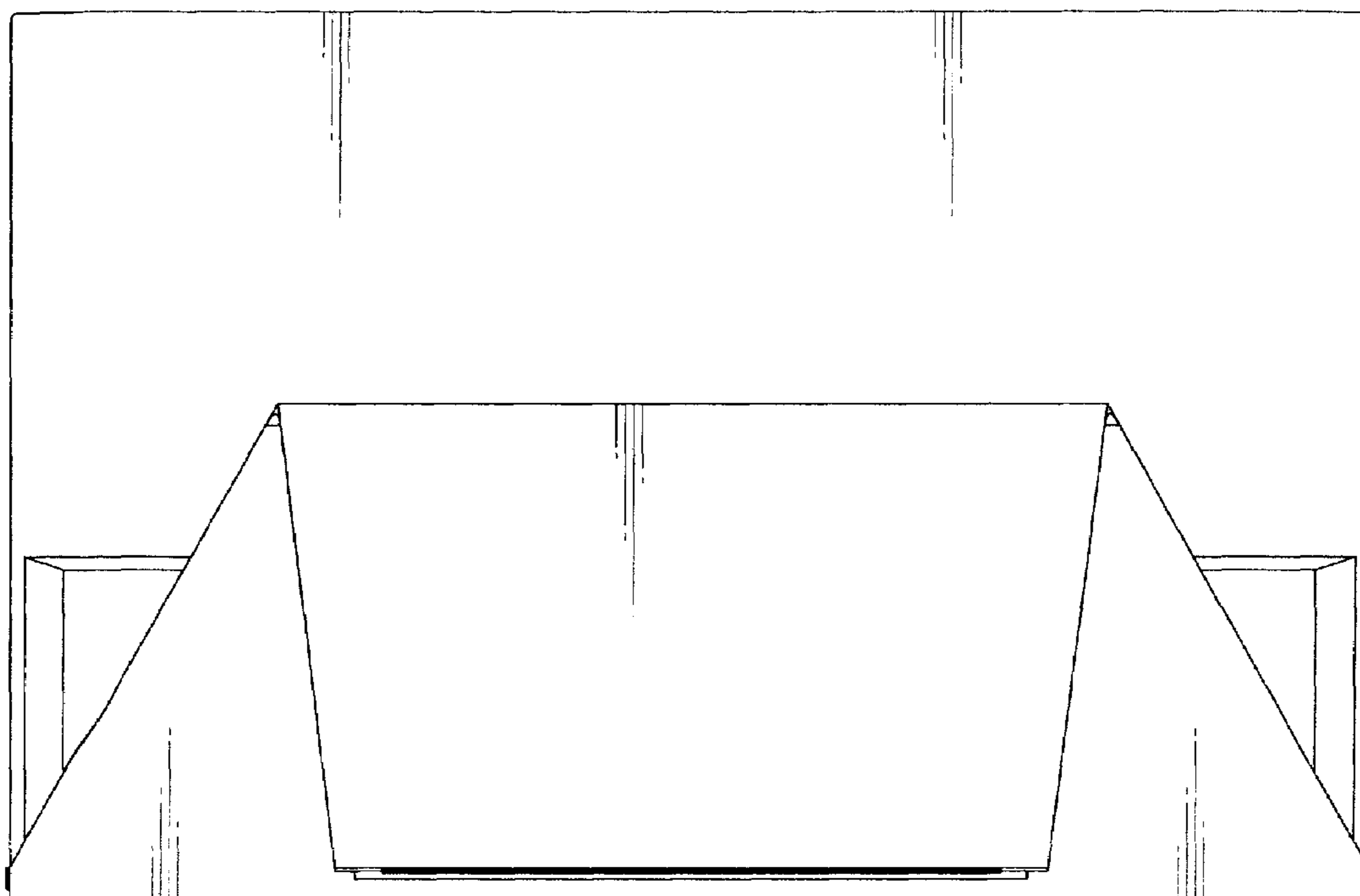


FIG. 4

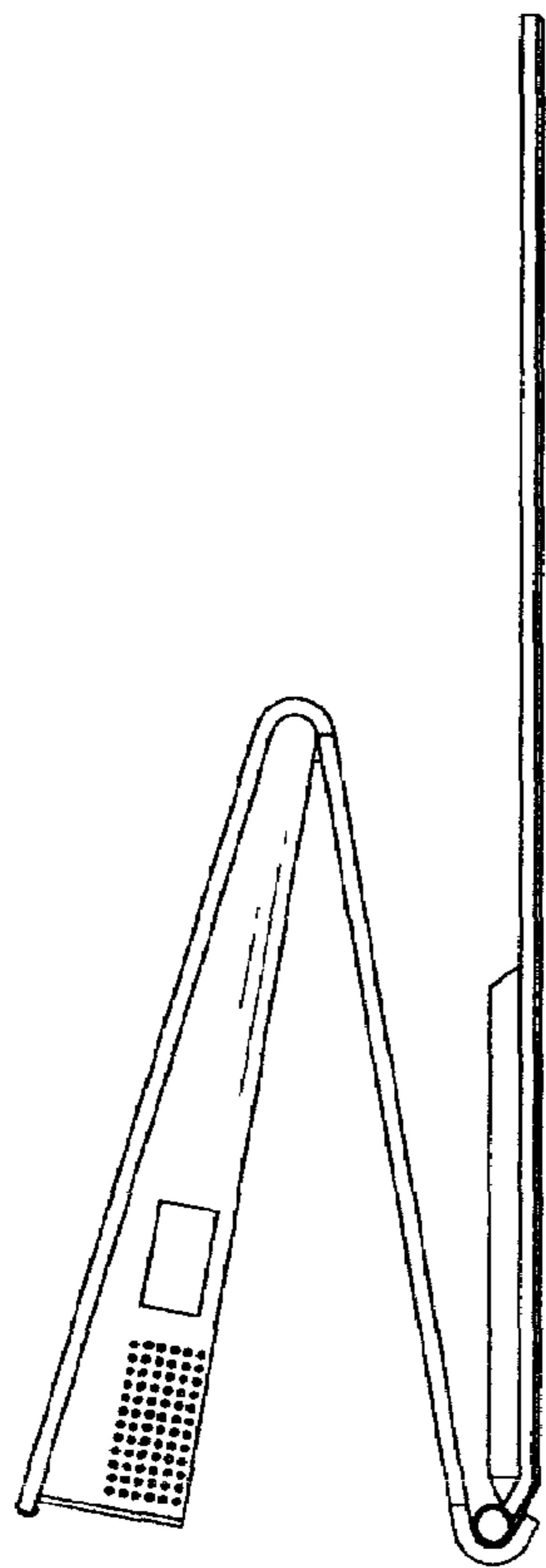


FIG. 5

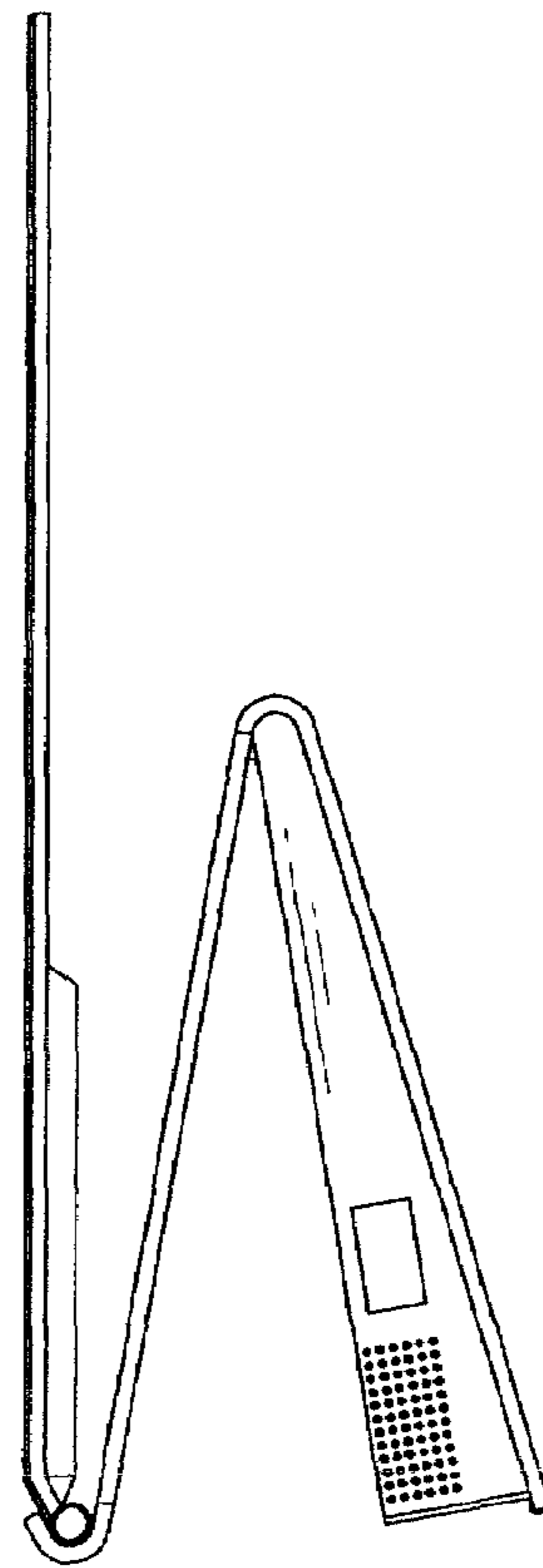


FIG.6




FIG.7

