



US00D616360S

(12) **United States Design Patent**
Huang

(10) **Patent No.:** **US D616,360 S**

(45) **Date of Patent:** **** May 25, 2010**

(54) **BATTERY PACK**

(76) Inventor: **Daniel Huang**, 1801 E. Edinger Ave.,
Suite 255, Santa Ana, CA (US) 92705

(**) Term: **14 Years**

(21) Appl. No.: **29/334,607**

(22) Filed: **Mar. 30, 2009**

Related U.S. Application Data

(63) Continuation-in-part of application No. 12/356,068,
filed on Jan. 19, 2009, now abandoned.

(51) **LOC (9) Cl.** **13-02**

(52) **U.S. Cl.** **D13/103**

(58) **Field of Classification Search** D13/102–110,
D13/118–119, 184; D14/250, 251, 253,
D14/432, 434; D3/201, 215, 218, 226, 230,
D3/299; 429/96–100, 163, 176; 320/101–102,
320/107–115; 206/320, 701

See application file for complete search history.

(56) **References Cited**

U.S. PATENT DOCUMENTS

D267,795 S *	2/1983	Mallon	D13/119
D327,868 S *	7/1992	Oka	D13/110
D407,063 S *	3/1999	Reis et al.	D13/103
D407,708 S *	4/1999	Nagele et al.	D14/240
D424,512 S *	5/2000	Ho	D13/103
D439,218 S *	3/2001	Yu	D13/103
D446,497 S *	8/2001	Yu	D13/103
D460,411 S *	7/2002	Wang	D13/103
D481,716 S *	11/2003	He et al.	D14/248
D517,007 S *	3/2006	Yong-Jian et al.	D13/108

D525,582 S *	7/2006	Chan	D13/107
D526,958 S *	8/2006	Shimizu	D13/108
D535,252 S *	1/2007	Sandnes	D13/108
D542,286 S *	5/2007	Taniyama et al.	D14/248
D556,681 S *	12/2007	Kim	D13/103
D561,092 S *	2/2008	Kim	D13/103
D574,326 S *	8/2008	Lim	D13/118
2008/0053770 A1 *	3/2008	Tynyk	190/100

* cited by examiner

Primary Examiner—Rosemary K Tarcza

(74) *Attorney, Agent, or Firm*—Julio M. Loza; Loza & Loza,
LLP

(57) **CLAIM**

The ornamental design for a battery pack, as shown and described.

DESCRIPTION

FIG. 1 is a perspective view of a battery pack, showing my new design;

FIG. 2 is a perspective view of the battery pack showing a mobile phone for illustrative purposes;

FIG. 3 is a front view of the battery pack;

FIG. 4 is a top view of the battery pack;

FIG. 5 is a bottom view of the battery pack;

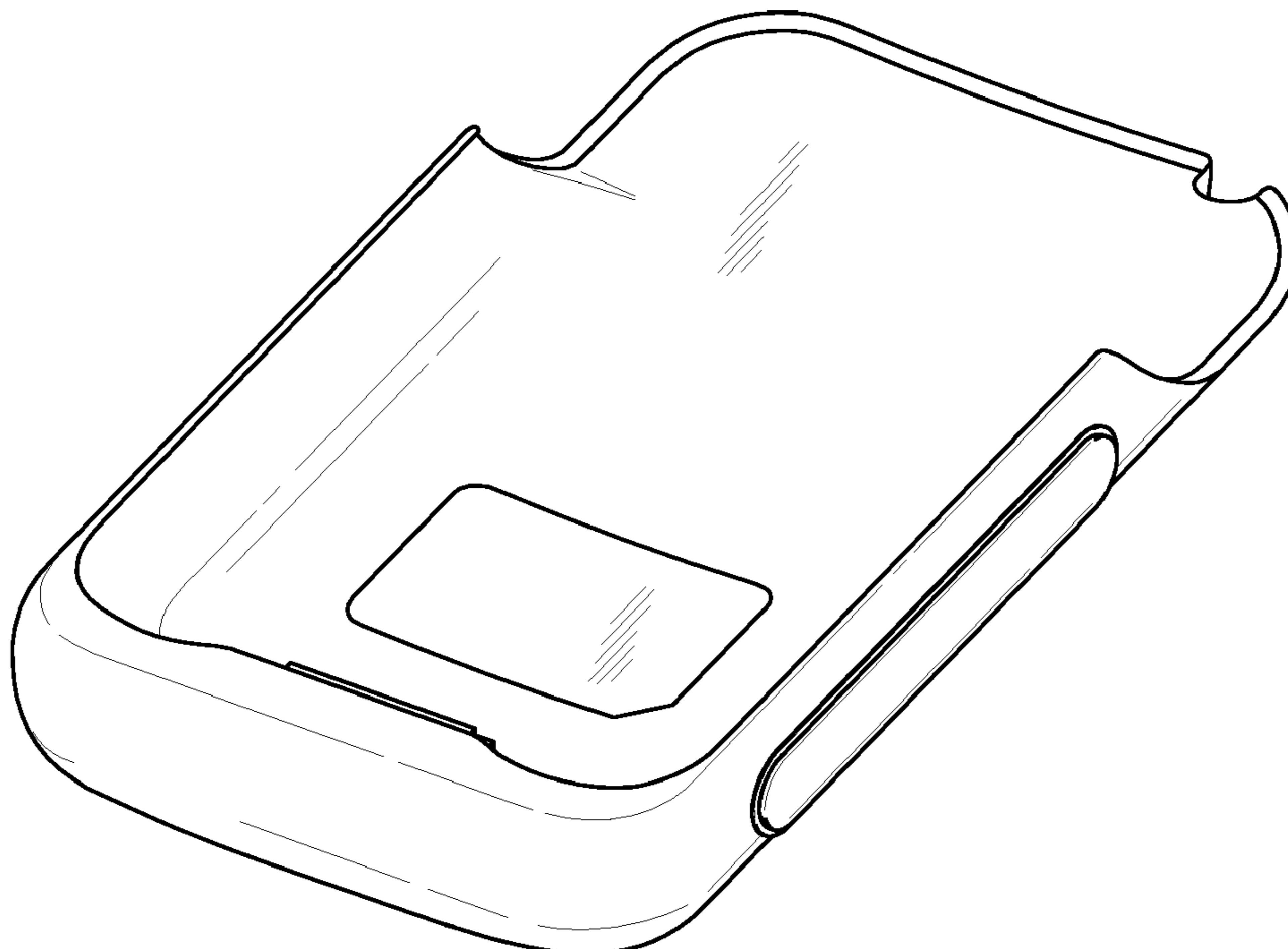
FIG. 6 is a back view of the battery pack;

FIG. 7 is a first side view of the battery pack; and,

FIG. 8 is a second side view of the battery pack.

The broken line showing of environment is for illustrative purposes only and forms no part of the claimed design.

1 Claim, 7 Drawing Sheets



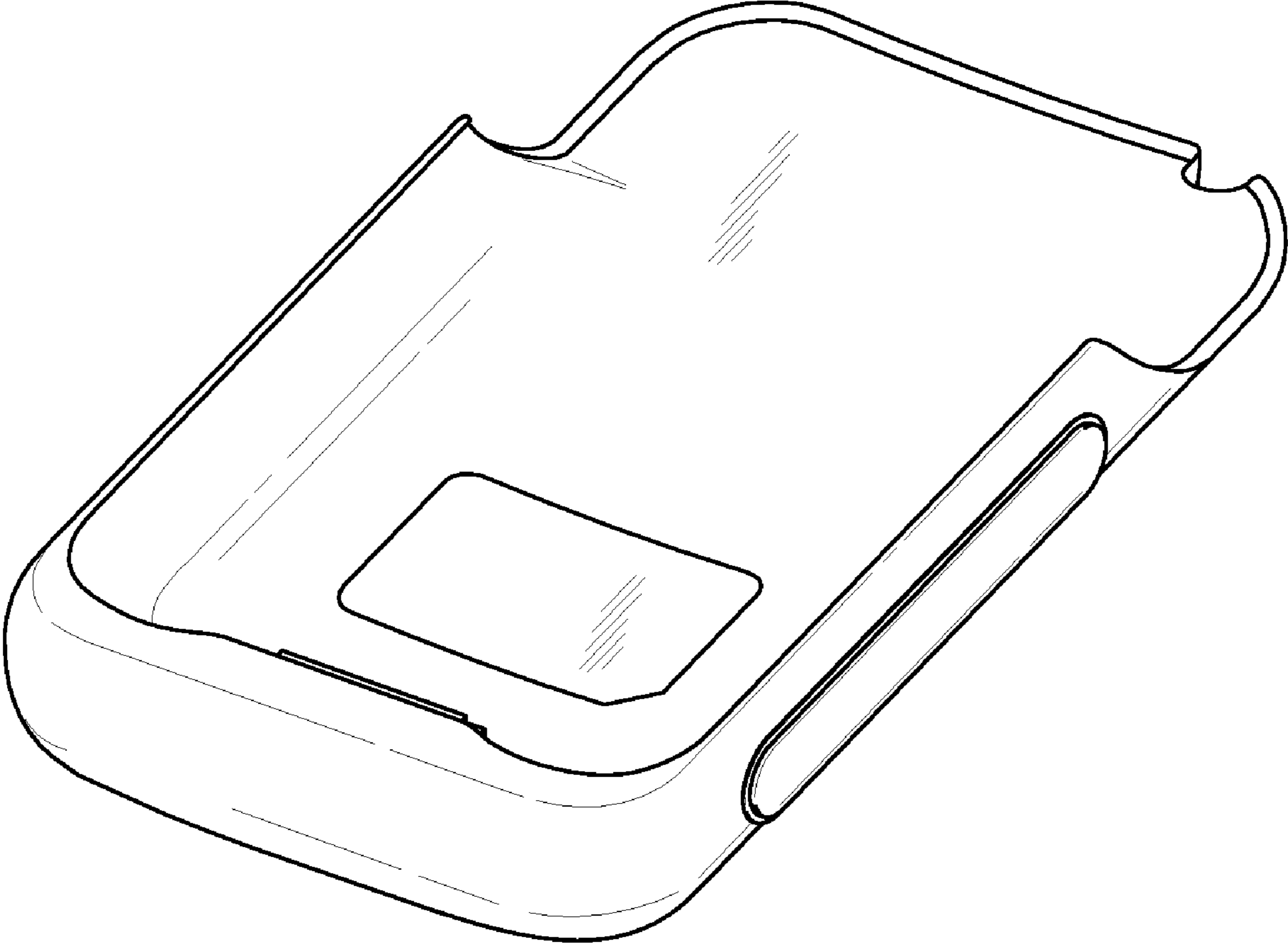


FIG. 1

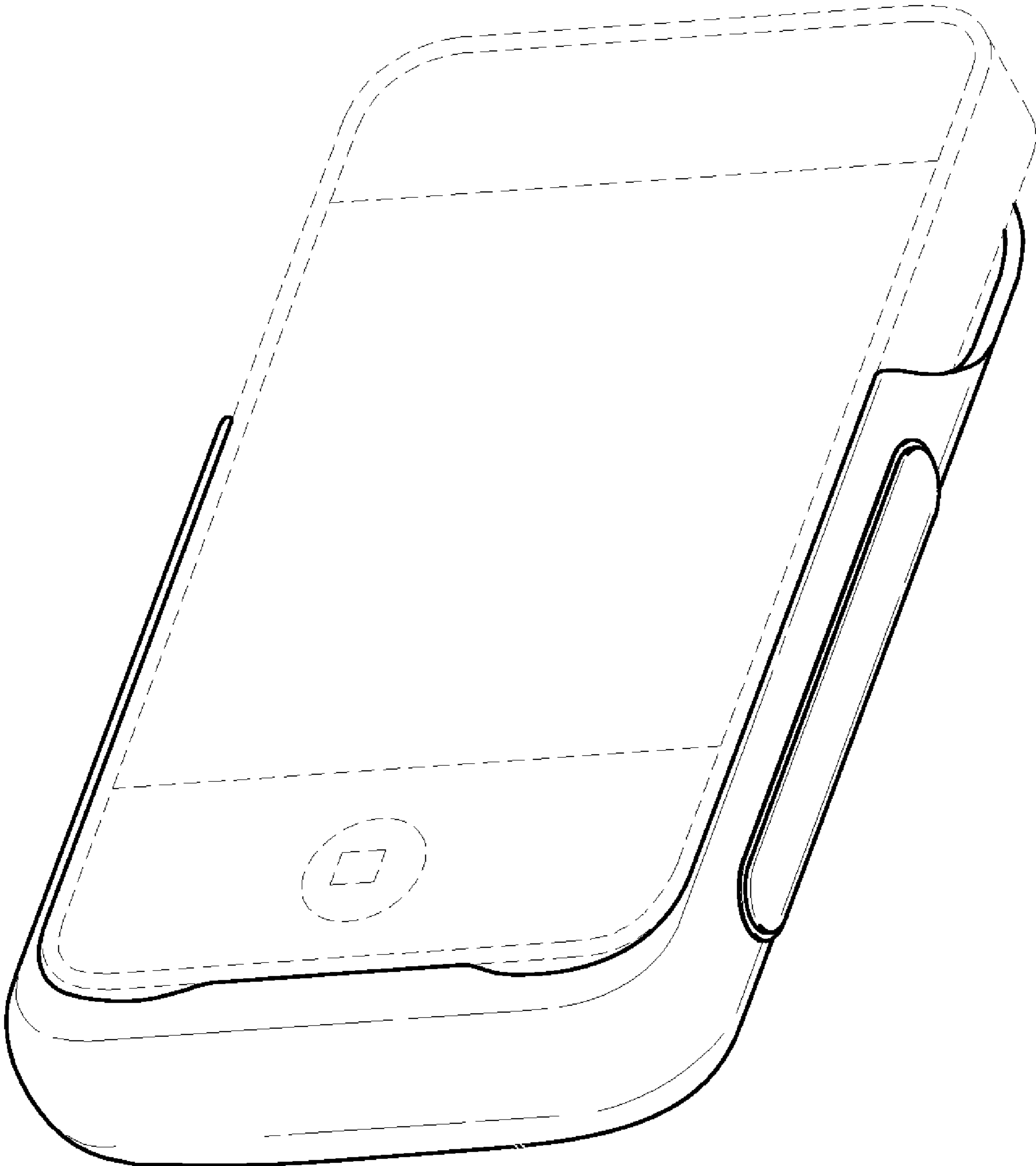


FIG. 2

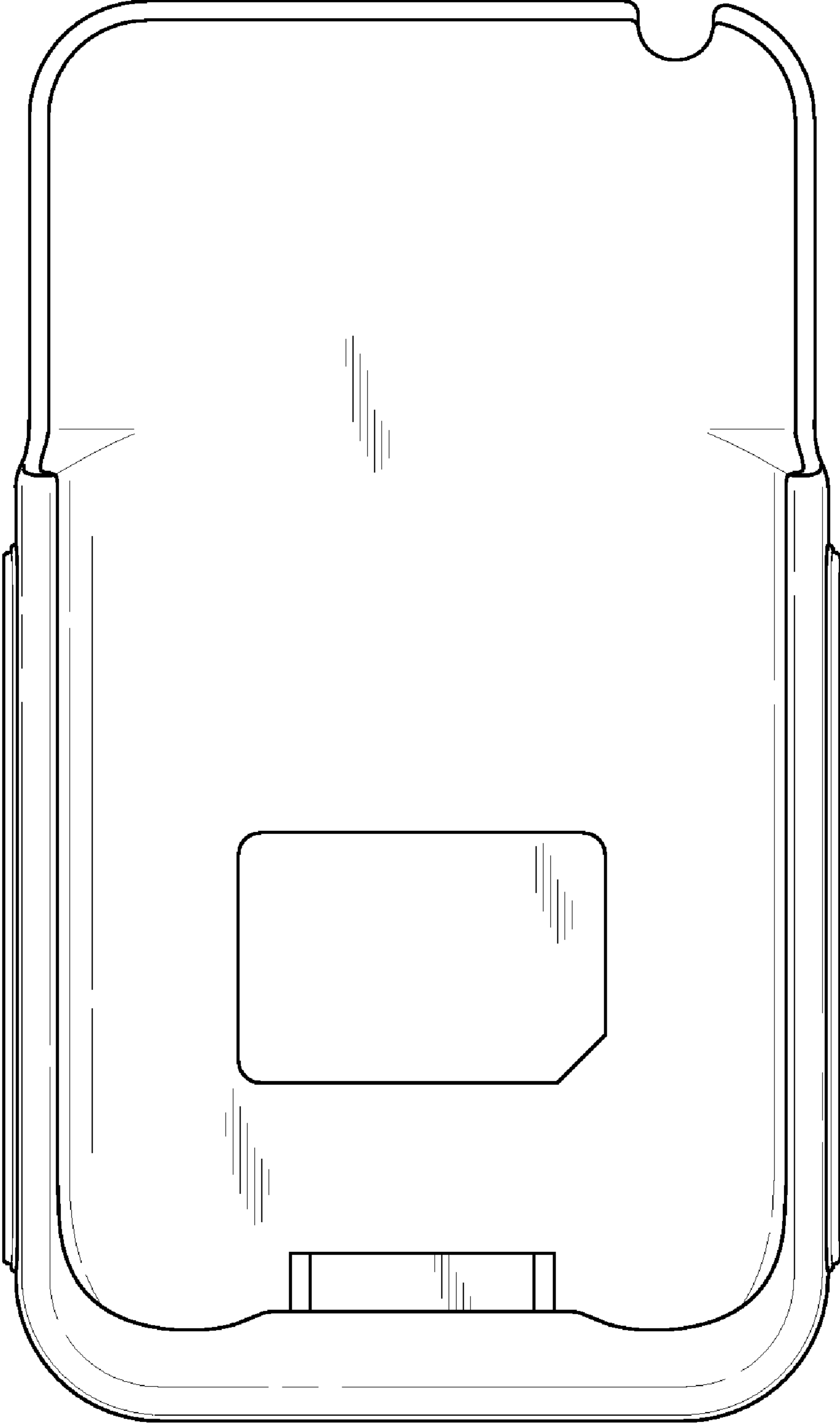


FIG. 3

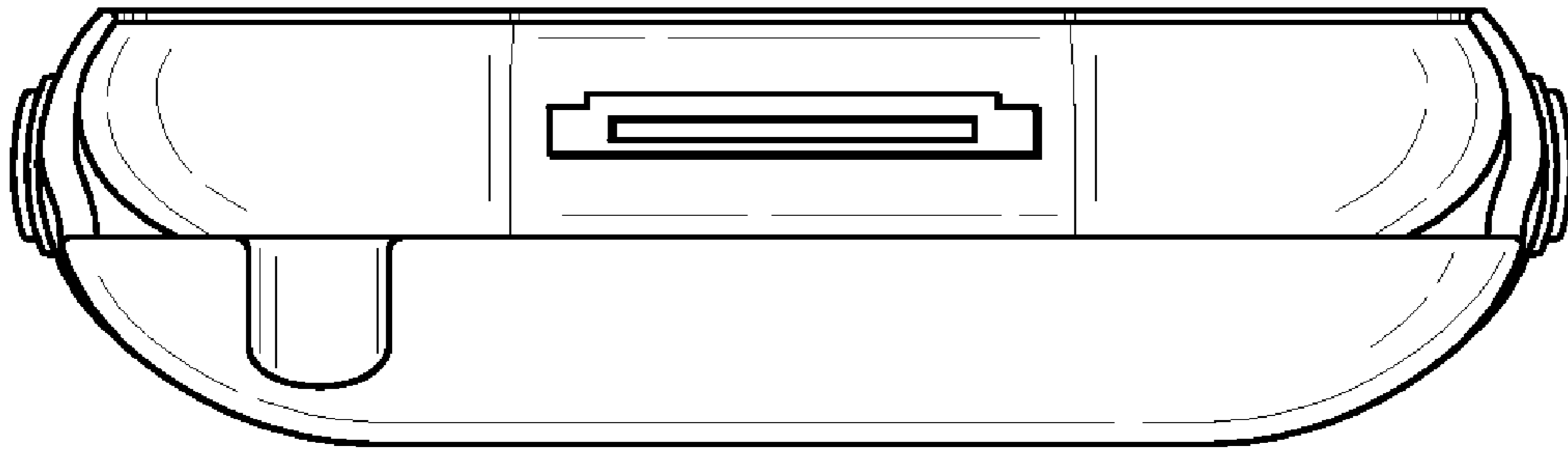


FIG. 4




FIG. 5

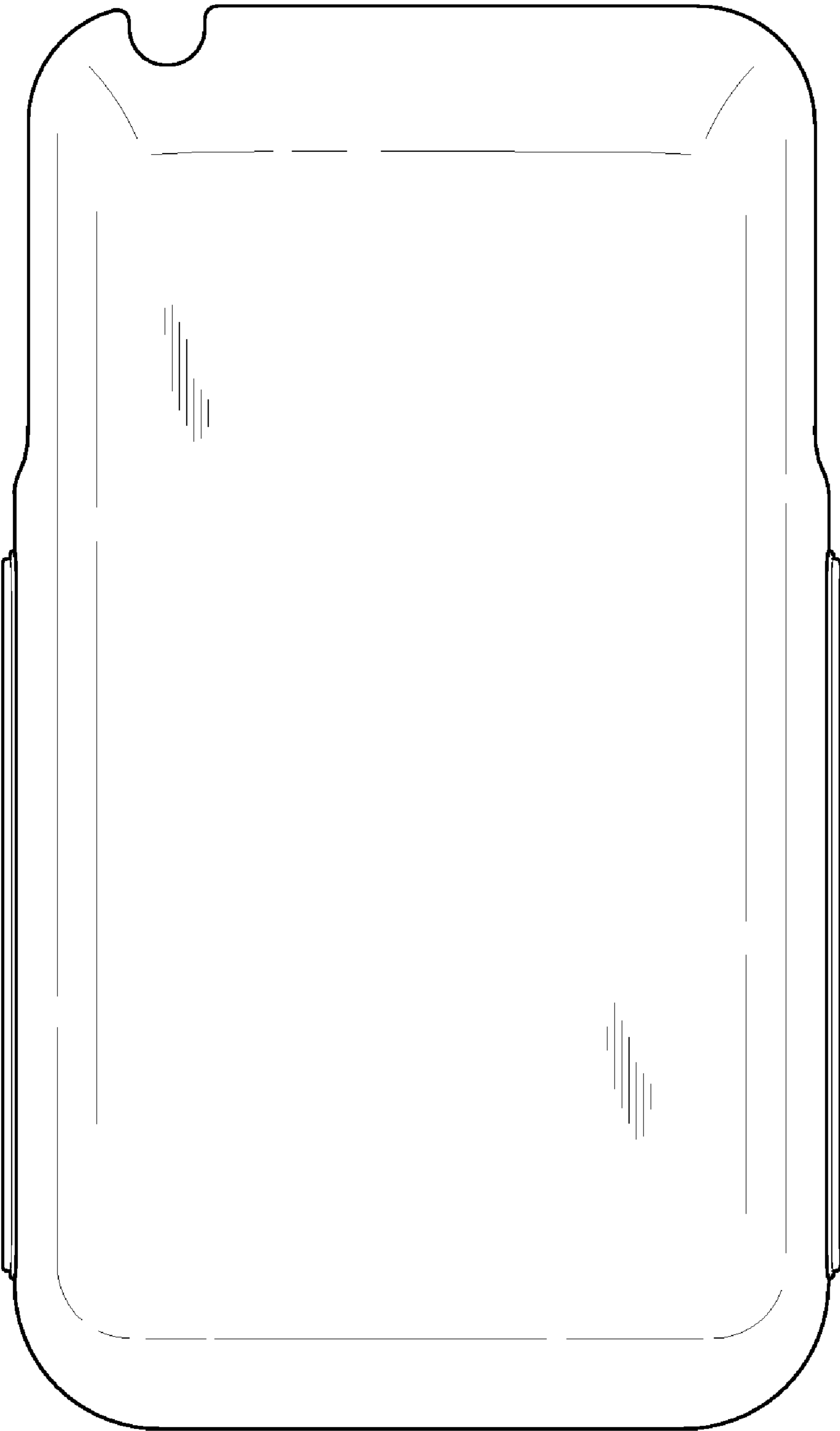


FIG. 6

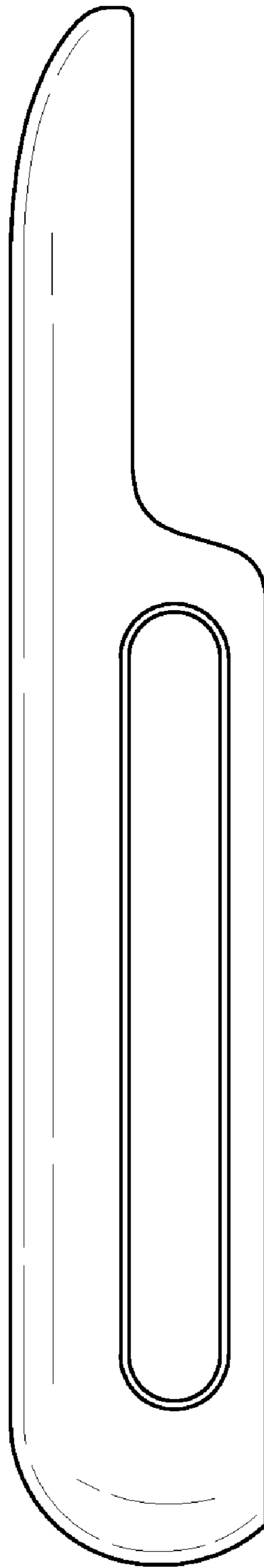


FIG. 7

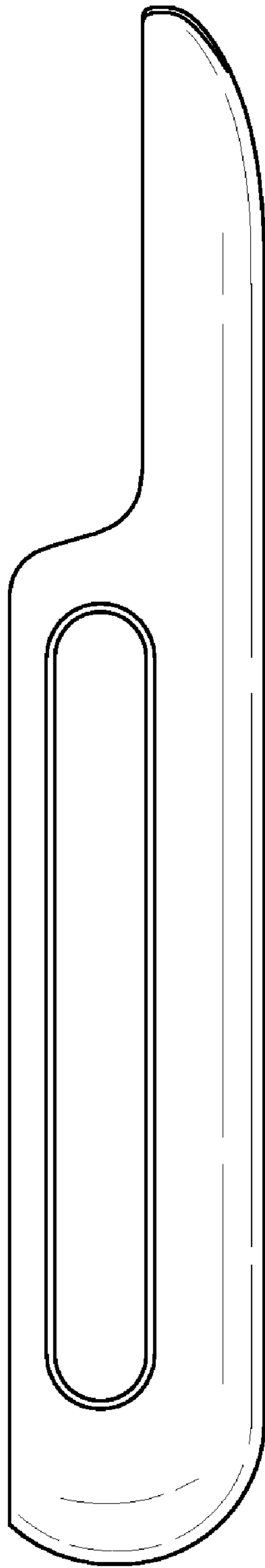


FIG. 8