



US00D616355S

(12) **United States Design Patent**
Leone

(10) **Patent No.:** **US D616,355 S**
(45) **Date of Patent:** **** May 25, 2010**

(54) **VEHICLE PILLAR UNIT WITH OPENING**

(75) Inventor: **Michael Leone**, Beverly Hills, CA (US)

(73) Assignee: **Michael Leone Design LLC**, Encino, CA (US)

(**) Term: **14 Years**

(21) Appl. No.: **29/342,012**

(22) Filed: **Aug. 17, 2009**

(51) **LOC (9) Cl.** **12-16**

(52) **U.S. Cl.** **D12/404**

(58) **Field of Classification Search** D12/400,
D12/401, 404, 406, 412, 414, 222, 223, 86,
D12/93, 101; 224/923, 924; 211/100, 124,
211/2, 4, 85.7; D6/552

See application file for complete search history.

(56) **References Cited**

U.S. PATENT DOCUMENTS

D159,335 S * 7/1950 Graham D12/92
3,241,877 A * 3/1966 Tate 296/136.09
D256,908 S * 9/1980 Muir D12/404
4,516,803 A * 5/1985 Kaltz et al. 296/107.09
4,606,573 A * 8/1986 Schneider 296/210
5,009,938 A * 4/1991 Raj 428/31
D352,994 S * 11/1994 Parker D23/304
D373,985 S * 9/1996 Weaver et al. D12/401
D385,845 S * 11/1997 Wagner D12/401
D438,167 S * 2/2001 Goplen D12/404
D543,915 S 6/2007 Fisker et al.

OTHER PUBLICATIONS

1967 Ford Mustang Vehicle, images 1-3.

2008 Ford Mustang Vehicle, images 1-10.

2010 Ford Mustang Vehicle, images 1-8.

* cited by examiner

Primary Examiner—Caron Veynar

Assistant Examiner—Katrina A Kile

(74) *Attorney, Agent, or Firm*—SoCal IP Law Group LLP;
Steven C. Sereboff; John E. Gunther

(57) **CLAIM**

The ornamental design of a vehicle pillar unit with opening,
as shown and described.

DESCRIPTION

A portion of the disclosure of this patent document contains
material which is subject to copyright protection. This patent
document may show and/or describe matter which is or may
become trade dress of the owner. The copyright and trade
dress owner has no objection to the facsimile reproduction by
anyone of the patent disclosure as it appears in the Patent and
Trademark Office patent files or records, but otherwise
reserves all copyright and trade dress rights whatsoever.

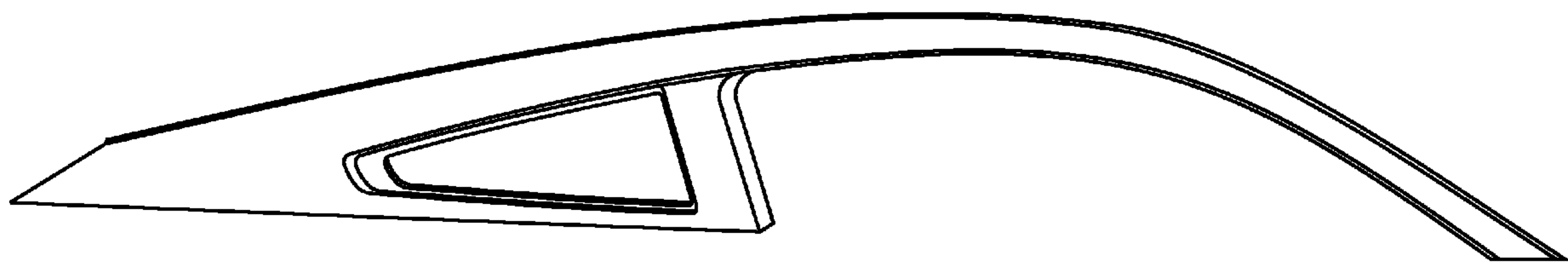
FIG. 1 is a front perspective view of a right vehicle pillar unit
with opening showing my new design, the left being a mirror
image thereof;

FIG. 2 is a top perspective view thereof;

FIG. 3 is a front perspective view of a left pillar unit thereof;
and,

FIG. 4 is a top perspective view thereof.

1 Claim, 4 Drawing Sheets



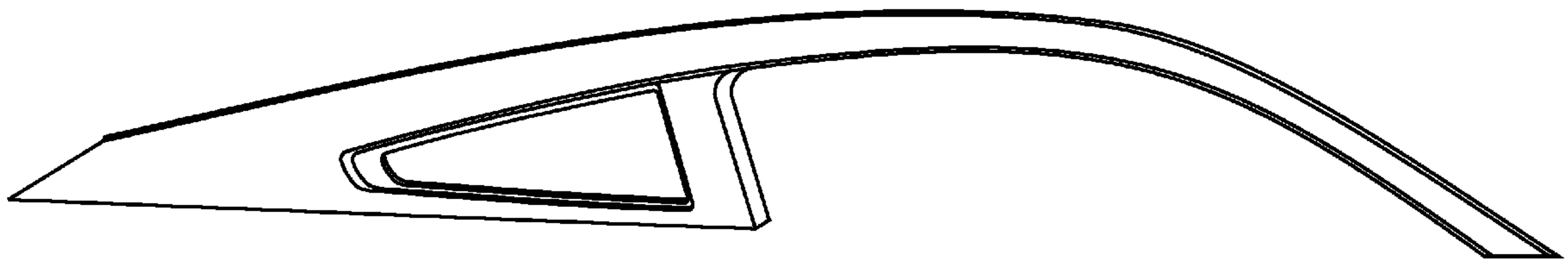


FIG. 1

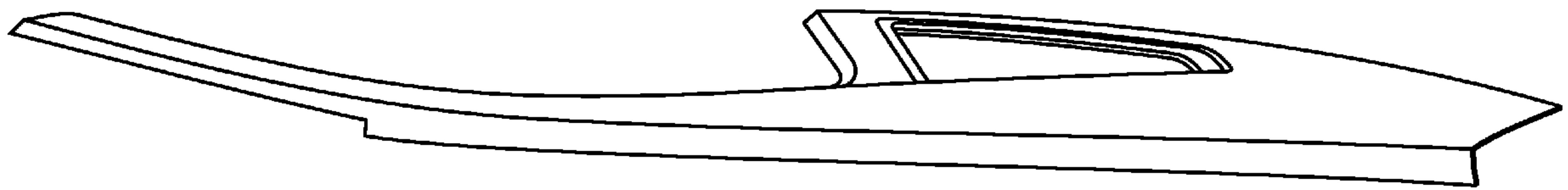


FIG. 2

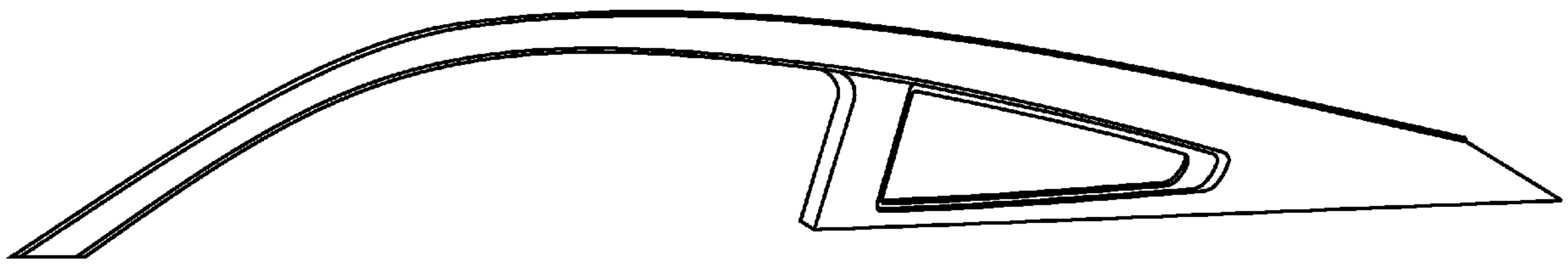


FIG. 3

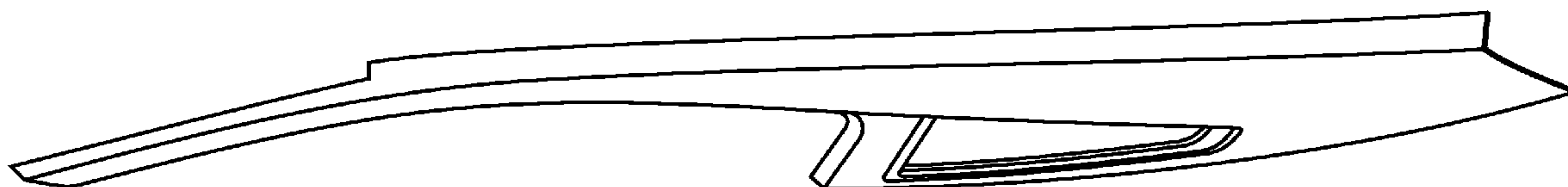


FIG. 4