



US00D616352S

(12) **United States Design Patent**  
**Schafroth**

(10) **Patent No.:** **US D616,352 S**  
(45) **Date of Patent:** **\*\* May 25, 2010**

- (54) **AIRPLANE**
- (75) Inventor: **Konrad Schafroth**, Berne (CH)
- (73) Assignee: **Team Smartfish GmbH**, Stans (CH)
- (\*\*) Term: **14 Years**
- (21) Appl. No.: **29/333,535**
- (22) Filed: **Mar. 11, 2009**
- (30) **Foreign Application Priority Data**  
Sep. 11, 2008 (CH) ..... 135468
- (51) **LOC (9) Cl.** ..... **12-07**
- (52) **U.S. Cl.** ..... **D12/319**
- (58) **Field of Classification Search** ..... D12/319,  
D12/331-333, 341, 342, 343, 345; 244/45 A,  
244/49, 15, 53 B, 91; D21/447, 448; 446/30,  
446/34, 36, 56  
See application file for complete search history.

(56) **References Cited**

**U.S. PATENT DOCUMENTS**

- D382,851 S \* 8/1997 Knutson et al. .... D12/333
- D467,217 S \* 12/2002 Andreyko ..... D12/319
- D477,806 S \* 7/2003 Gopaldaswami et al. .... D12/319
- D499,689 S \* 12/2004 Han ..... D12/319

- D503,141 S \* 3/2005 Schafroth ..... D12/319
- D583,295 S \* 12/2008 Au ..... D12/343
- D588,519 S \* 3/2009 Westra et al. .... D12/319
- D588,976 S \* 3/2009 Westra et al. .... D12/319

\* cited by examiner

*Primary Examiner*—Cathron C. Brooks

*Assistant Examiner*—Maurice Stevens

(74) *Attorney, Agent, or Firm*—Pearne & Gordon LLP

(57) **CLAIM**

The ornamental design for an airplane, as shown and described.

**DESCRIPTION**

FIG. 1 is a top view of an airplane, according to a first embodiment of this invention;

FIG. 2 is a front and top view of the airplane thereof of FIG. 1;

FIG. 3 is a back view of the airplane thereof of FIG. 1;



FIG. 4 is a bottom view of the airplane thereof of FIG. 1;

FIG. 5 a front view of the airplane thereof of FIG. 1;

FIG. 6 a side view of the airplane thereof of FIG. 1; and,

FIG. 7 a front and bottom view of the airplane thereof of FIG. 1.

**1 Claim, 7 Drawing Sheets**








FIG. 1






FIG. 2



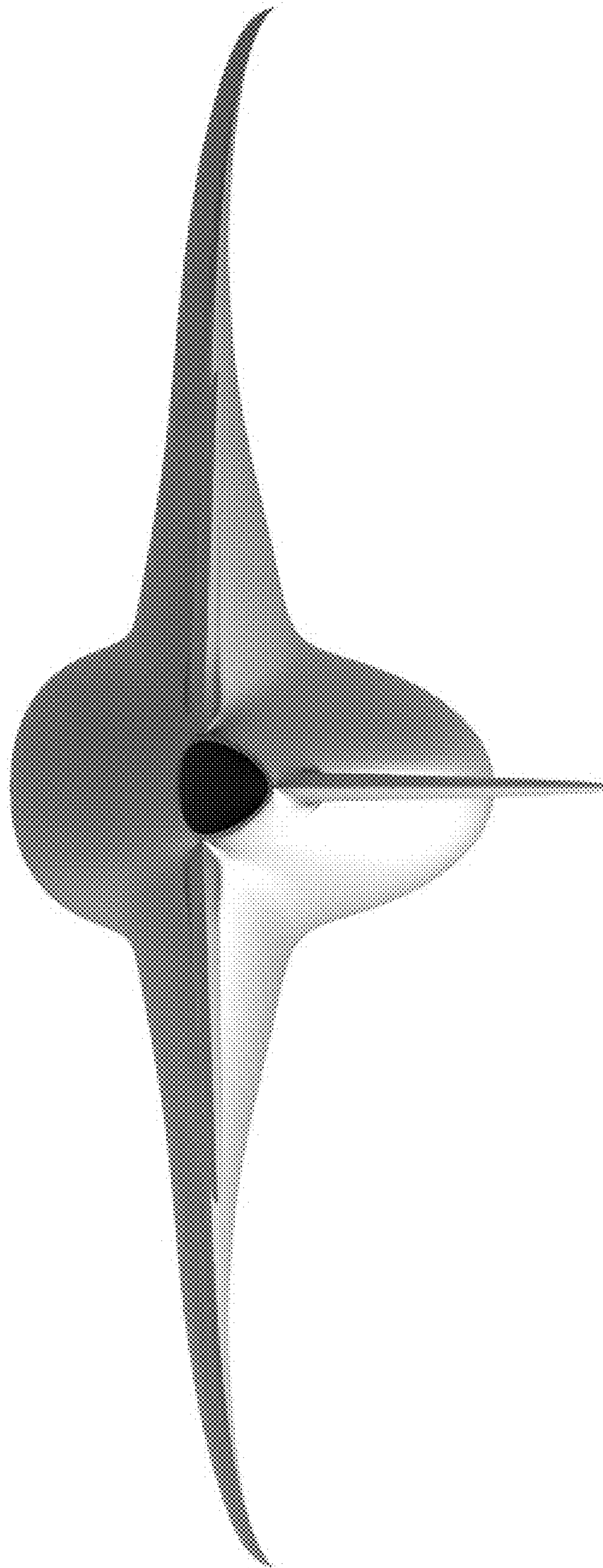


FIG. 3






FIG. 4



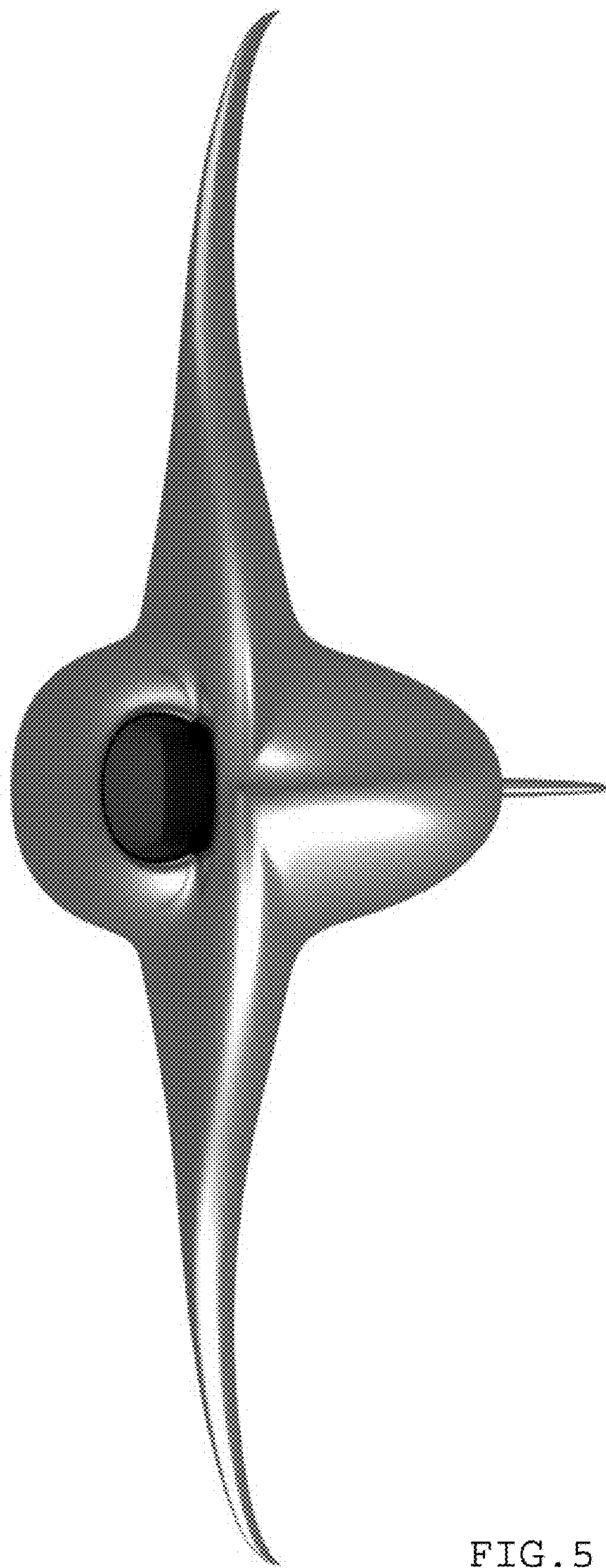


FIG. 5






FIG. 6






FIG. 7