



US00D616339S

(12) **United States Design Patent**
Kho et al.

(10) **Patent No.:** **US D616,339 S**
(45) **Date of Patent:** **** May 25, 2010**

(54) **STROLLER**

(76) Inventors: **David Chuanhankho Kho**, Calle Avila
4, 46185, La Pobla de Vallbona (ES);
En-Chi Wang, No. 51, Lane 31, Sec. 2,
Changping Rd., Beitun Dist., Taichung
(TW)

(**) Term: **14 Years**

(21) Appl. No.: **29/343,240**

(22) Filed: **Sep. 9, 2009**

(51) **LOC (9) Cl.** **12-12**

(52) **U.S. Cl.** **D12/129**

(58) **Field of Classification Search** D12/128-133;
D6/360, 367; 280/62, 647-650, 29, 200,
280/47.38, 250.1, 259, 642, 658; 297/DIG. 4;
296/65.03, 65.04; 224/409; D21/425, 426;
D34/17, 18

See application file for complete search history.

(56) **References Cited**

U.S. PATENT DOCUMENTS

7,377,537 B2 * 5/2008 Li 280/650
D572,175 S * 7/2008 Lai D12/129

D585,336 S * 1/2009 van Buul et al. D12/129
D587,635 S * 3/2009 Gower et al. D12/129
D596,997 S * 7/2009 Yeh D12/129
2008/0224450 A1 * 9/2008 Van der Vegt 280/642

* cited by examiner

Primary Examiner—Charles A Rademaker
Assistant Examiner—Charles D Hanson
(74) *Attorney, Agent, or Firm*—patenttm.us

(57) **CLAIM**

The ornamental design for a stroller, as shown.

DESCRIPTION

FIG. 1 is a perspective view of a stroller, showing our new design;

FIG. 2 is a front view thereof in FIG. 1;

FIG. 3 is a rear view thereof in FIG. 1;

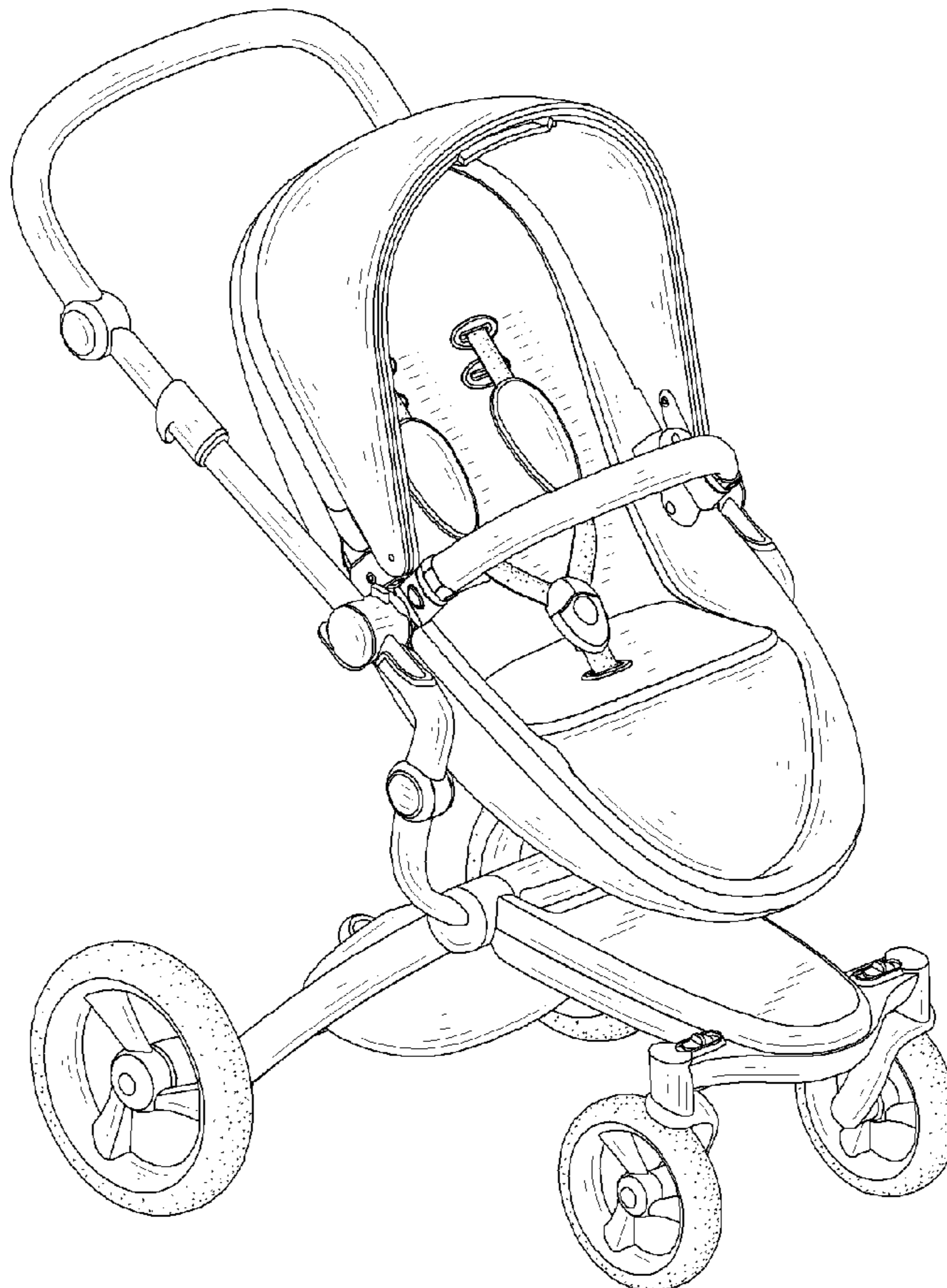
FIG. 4 is a left side view thereof in FIG. 1;

FIG. 5 is a right side view thereof in FIG. 1;

FIG. 6 is a top view thereof in FIG. 1; and,

FIG. 7 is an operational perspective view thereof in FIG. 1 with the orientation of the seat being changed.

1 Claim, 7 Drawing Sheets



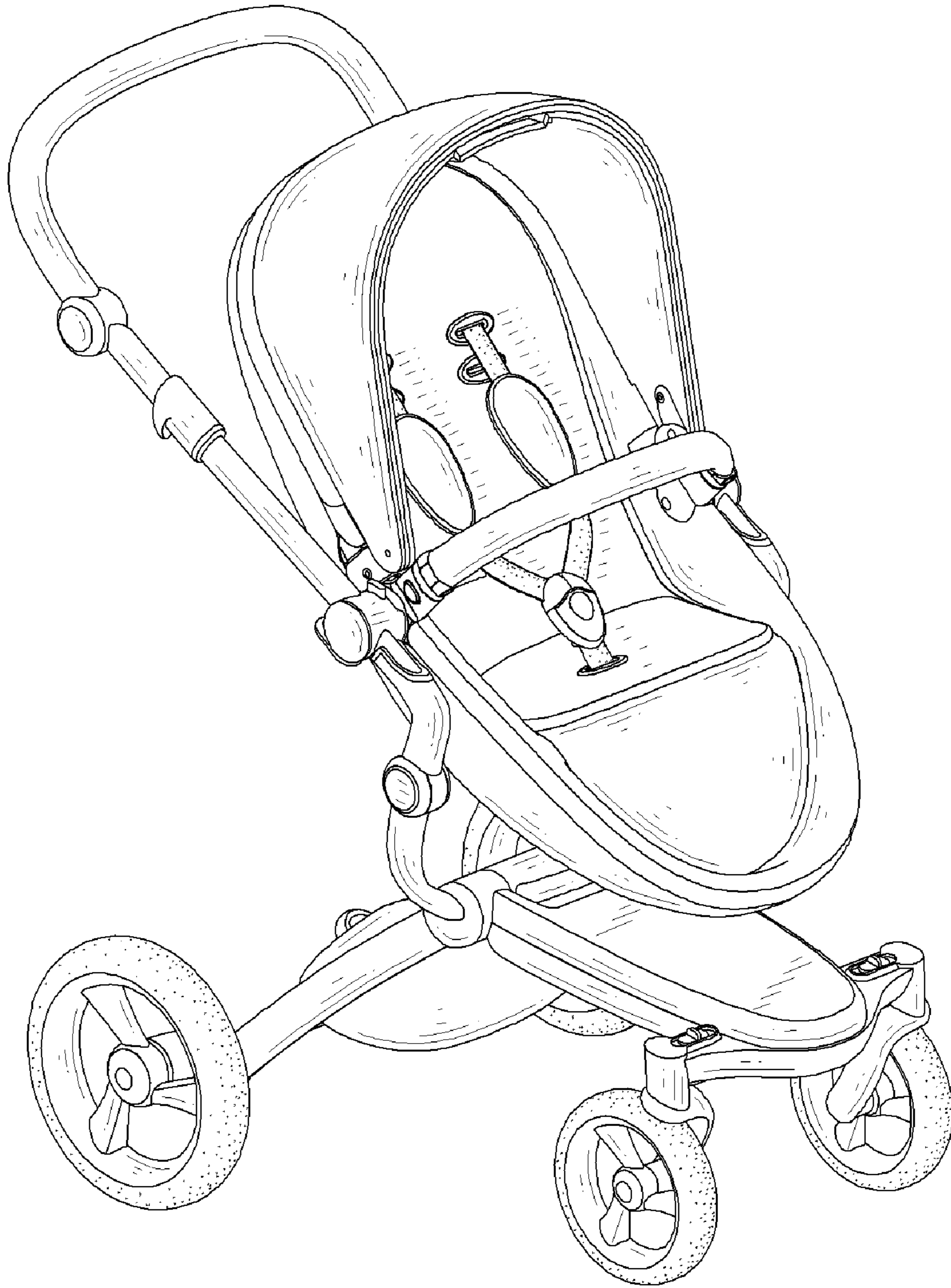


FIG. 1




FIG. 2




FIG.3

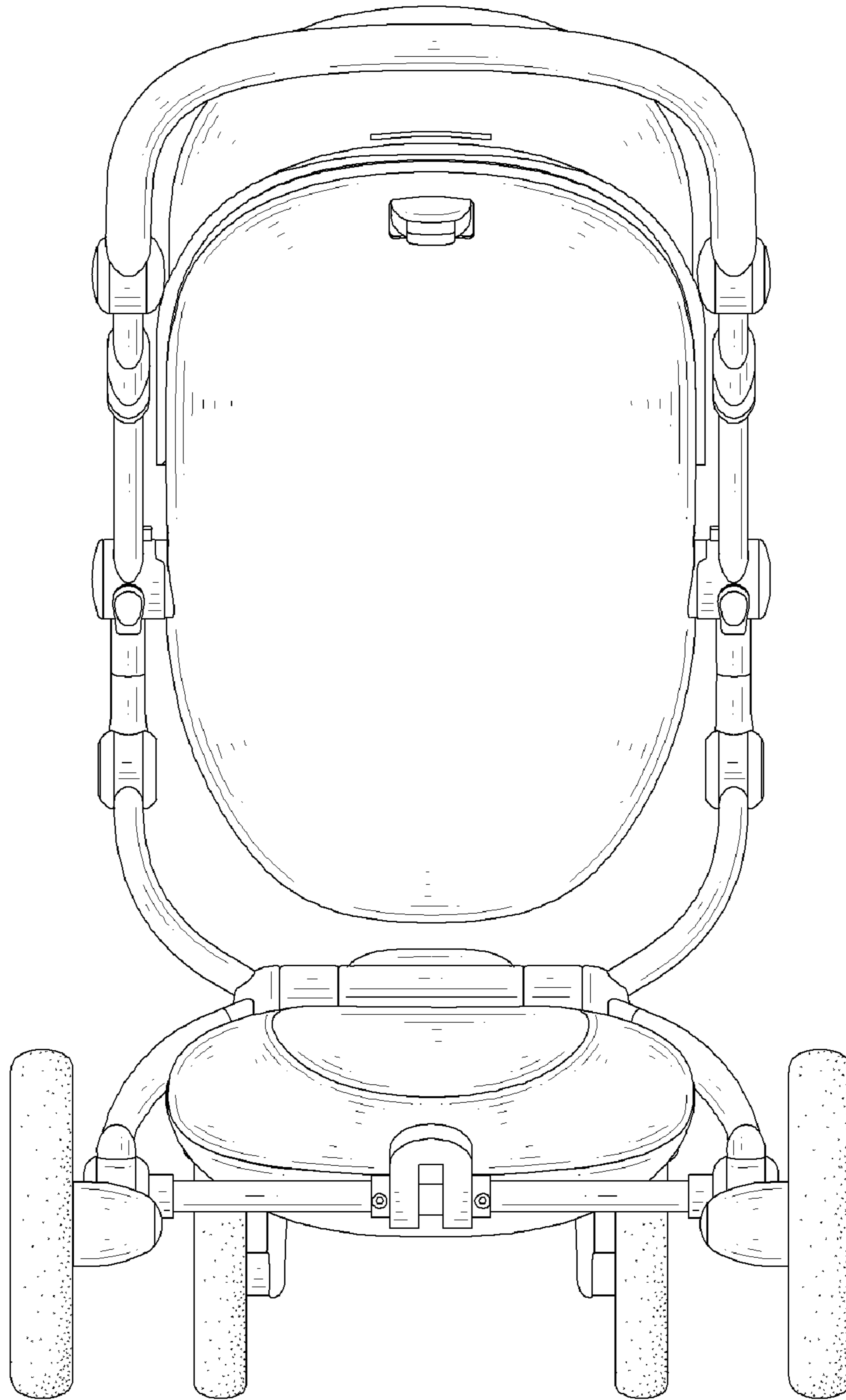


FIG.4

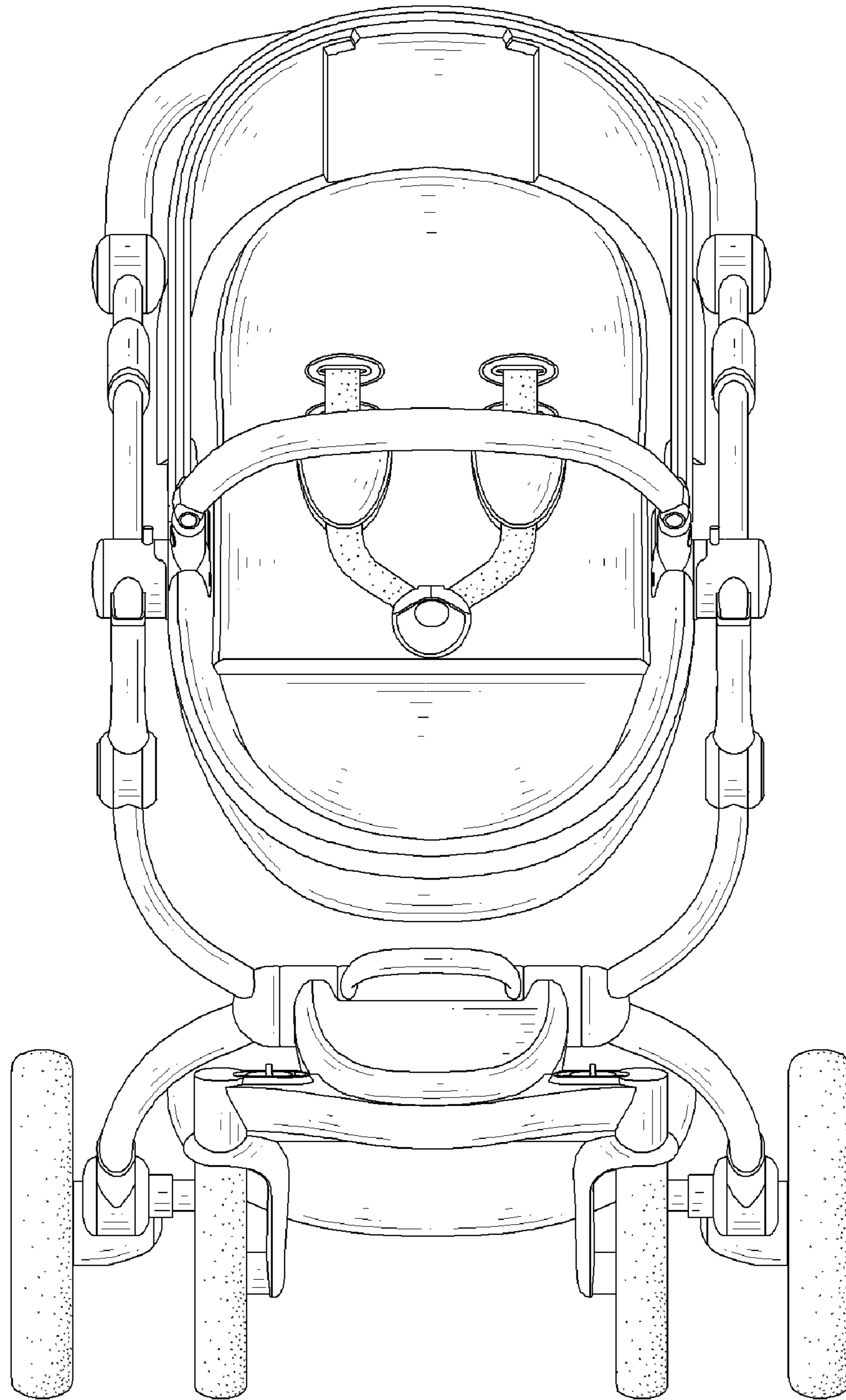


FIG. 5

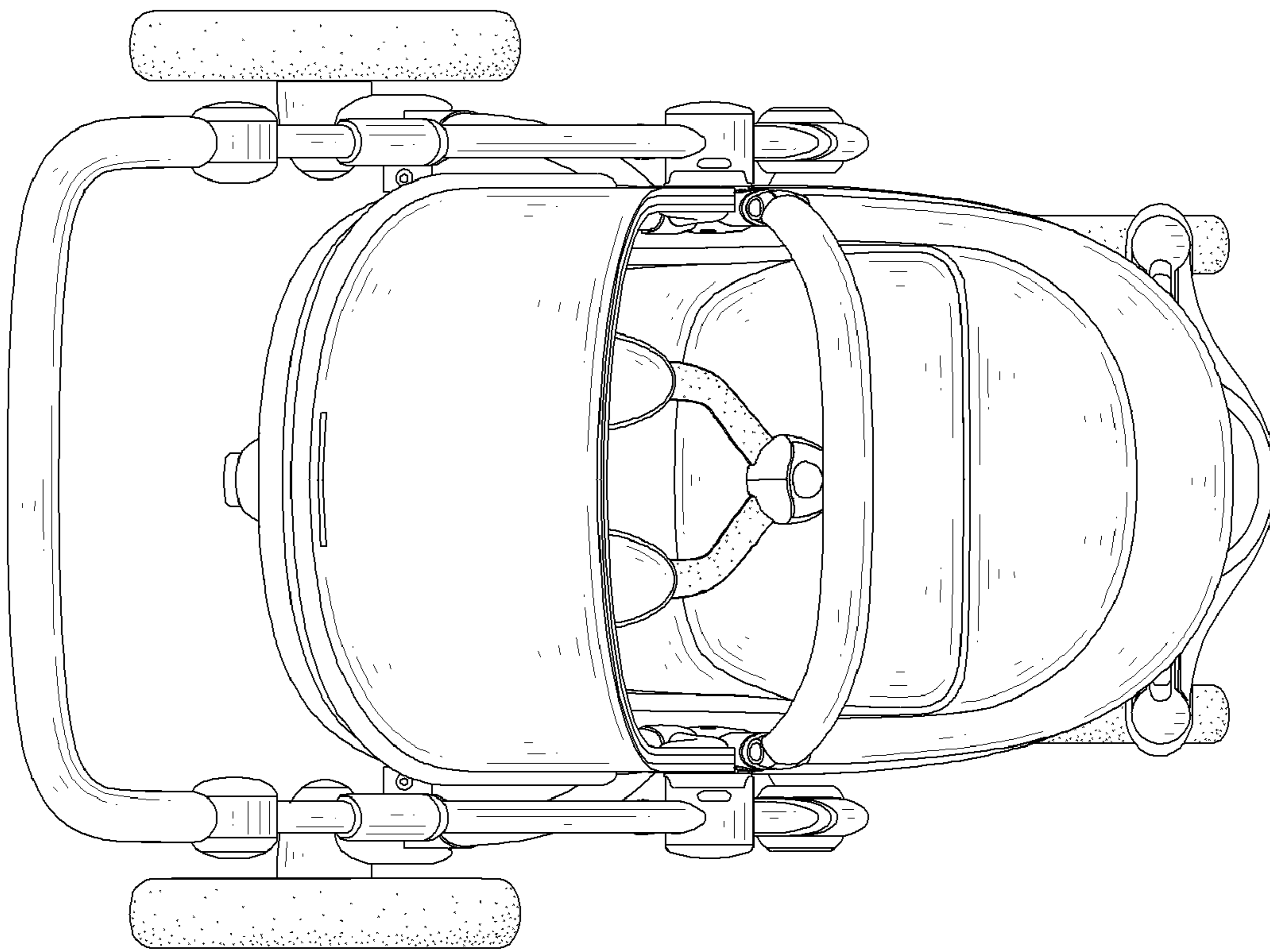


FIG.6



FIG. 7