



US00D616304S

(12) **United States Design Patent**
Prunier et al.

(10) **Patent No.:** **US D616,304 S**

(45) **Date of Patent:** **** May 25, 2010**

(54) **PACKAGING FOR COSMETIC PRODUCTS**

(75) Inventors: **Julien Prunier**, Chevilly Larue (FR);
Michel Limongi, Clichy (FR)

(73) Assignee: **Alcan Packaging Beauty Services** (FR)

(**) Term: **14 Years**

(21) Appl. No.: **29/320,956**

(22) Filed: **Jul. 8, 2008**

(51) **LOC (9) Cl.** **09-01**

(52) **U.S. Cl.** **D9/504**

(58) **Field of Classification Search** D9/500,
D9/502-505, 516, 545, 549, 558, 682, 686,
D9/688-692; D28/91; D7/603, 608, 612,
D7/615, 629, 635, 709; D3/200-201, 203.2,
D3/205, 229, 291; 215/379, 381-382; 220/660,
220/662, 669-673, 675

See application file for complete search history.

(56) **References Cited**

U.S. PATENT DOCUMENTS

D177,570 S *	5/1956	James	D7/612
D197,572 S *	2/1964	Ziskin	D7/615
D210,311 S *	2/1968	Newman	D7/615
D213,430 S *	3/1969	Kneapler	D9/452
D218,399 S *	8/1970	Campbell et al.	D9/504
D221,978 S *	9/1971	Daenen et al.	D7/503
D237,926 S *	12/1975	Katzander	D6/529
D243,975 S *	4/1977	Persson	D3/300
D247,945 S *	5/1978	Saunders	D7/539
D281,764 S *	12/1985	Legrottaglie	D9/504
4,615,442 A *	10/1986	Beeken	206/397
D317,044 S *	5/1991	Thomson	D23/367
D318,983 S *	8/1991	Unger	D7/591

D341,320 S *	11/1993	Morin	D9/443
D365,500 S *	12/1995	Hansen et al.	D7/597
D397,586 S *	9/1998	Bowers	D7/615
D437,528 S *	2/2001	Kitamura et al.	D7/608
D442,031 S *	5/2001	Perez	D7/628
D446,692 S *	8/2001	Bodum	D7/679
D470,364 S *	2/2003	Dretzka	D7/615
D488,355 S *	4/2004	Irvine	D7/603
D519,376 S *	4/2006	Ames	D9/504
D581,750 S *	12/2008	de Groote	D7/679
D588,916 S *	3/2009	DeMarco	D9/504

* cited by examiner

Primary Examiner—Ian Simmons

Assistant Examiner—Dana L Sipos

(74) *Attorney, Agent, or Firm*—Cantor Colburn LLP

(57) **CLAIM**

I claim, the ornamental design for a packaging for cosmetic products, as shown and described.

DESCRIPTION

FIG. 1 is a top perspective view of a packaging for cosmetic products showing our new design;

FIG. 2 is a side elevation view thereof;

FIG. 3 is the opposing side elevation view thereof;

FIG. 4 is a rear elevation view thereof;


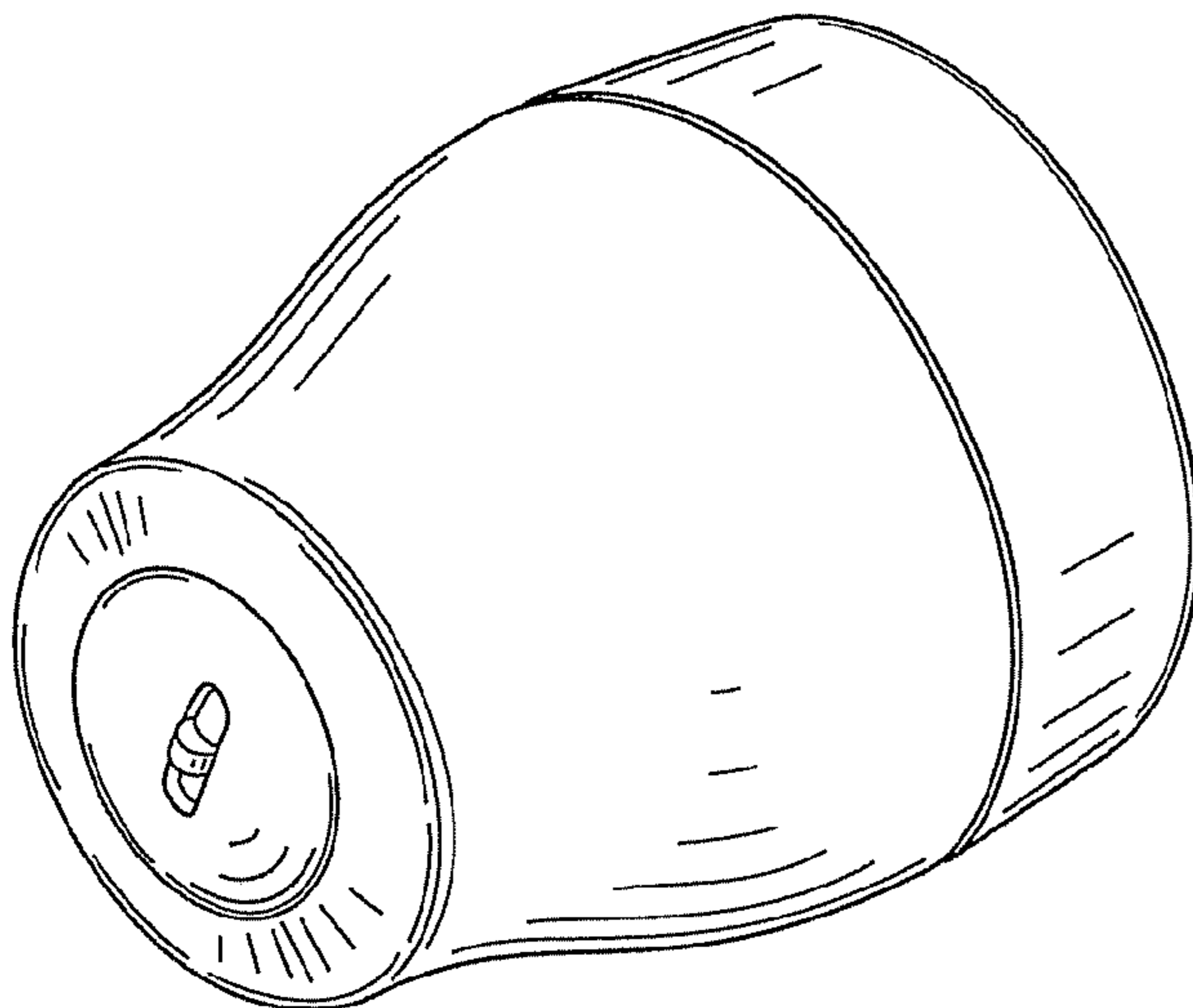
FIG. 5 is a bottom plan view thereof;

FIG. 6 is a front elevation view thereof; and,

FIG. 7 is a top plan view thereof.

The dot-dash broken line defines the bounds of the claim and forms no part thereof.

1 Claim, 2 Drawing Sheets



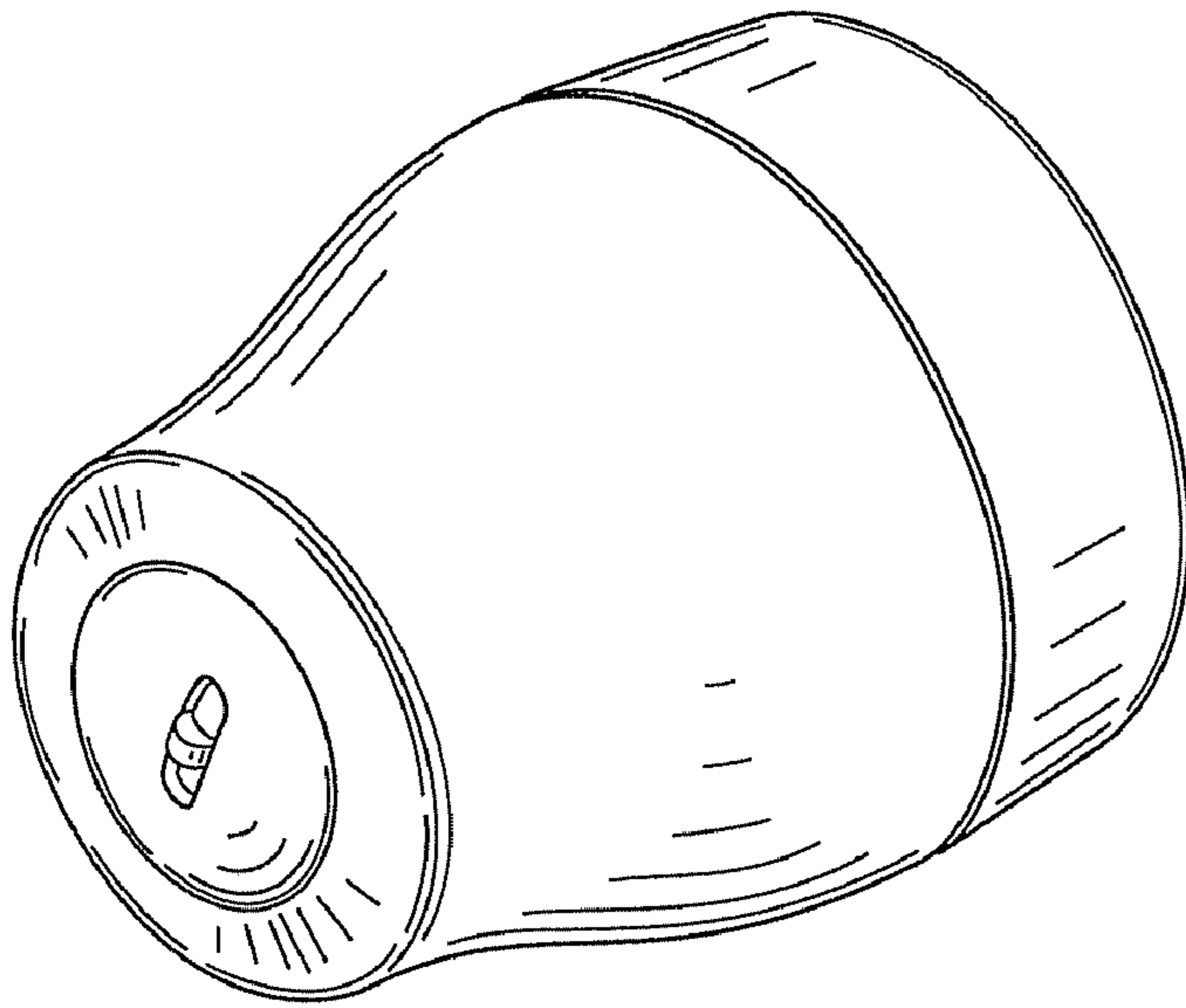


FIG. 1




FIG. 2




FIG. 3




FIG. 4

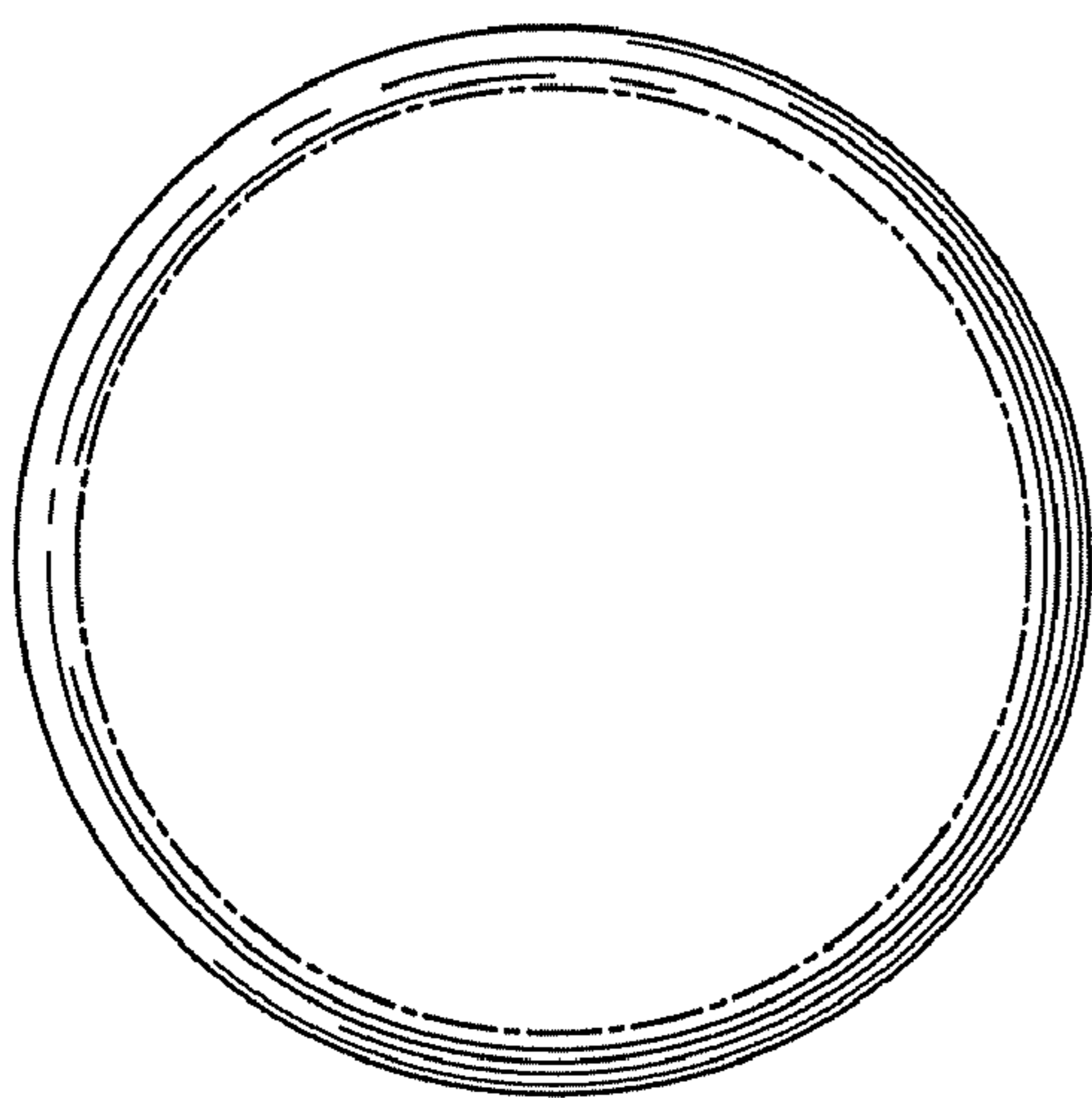


FIG. 5




FIG. 6

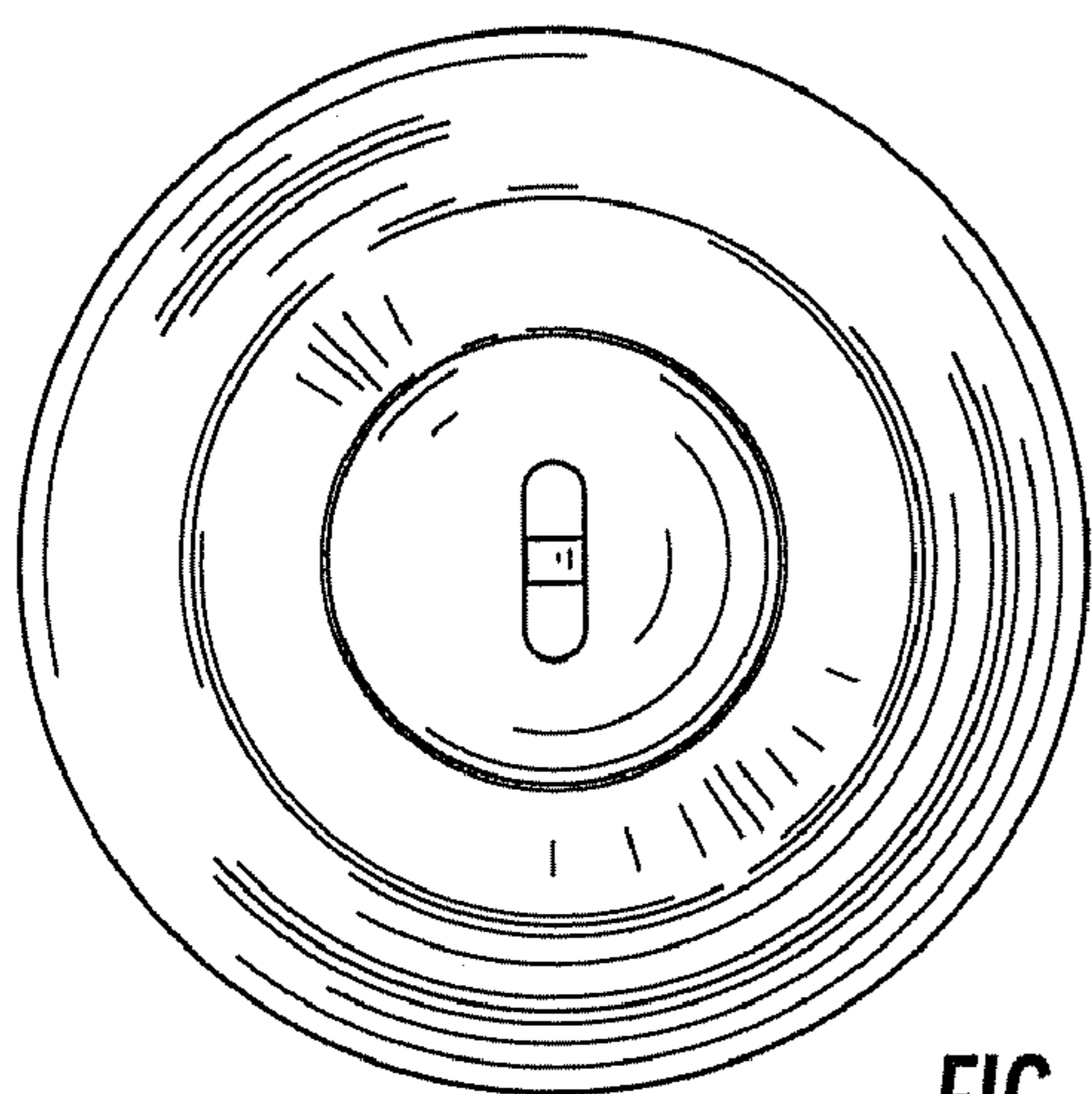


FIG. 7