



US00D616293S

(12) **United States Design Patent**
Goodman et al.

(10) **Patent No.:** **US D616,293 S**

(45) **Date of Patent:** **** May 25, 2010**

(54) **DOOR STOP/DOOR HANGER**

2006/0032017 A1* 2/2006 Agster et al. 16/86 R

* cited by examiner

(75) Inventors: **Sheldon H. Goodman**, Solon, OH (US);
Omer I. Sazir, Cleveland, OH (US)

Primary Examiner—Cathron C Brooks

Assistant Examiner—Barbara Fox

(73) Assignee: **Spectrum Diversified Designs, Inc.**,
Streetsboro, OH (US)

(74) *Attorney, Agent, or Firm*—Pearne & Gordon LLP

(**) Term: **14 Years**

(57) **CLAIM**

(21) Appl. No.: **29/340,239**

The ornamental design for a door stop/door hanger, as shown and described.

(22) Filed: **Jul. 15, 2009**

DESCRIPTION

(51) **LOC (9) Cl.** **08-09**

FIG. 1 is a perspective view of a door stop/door hanger showing our new design;

(52) **U.S. Cl.** **D8/402**

FIG. 2 is a top plan view thereof;

(58) **Field of Classification Search** D8/400-499;
D25/48; 160/181, 182, 379, 377, 110, 112,
160/DIG. 8; 292/259 R

FIG. 3 is a rear elevational view thereof;

FIG. 4 is a front elevational view thereof;

See application file for complete search history.

FIG. 5 is a right side elevational view thereof, the left side elevational view being a mirror image;

FIG. 6 is a bottom plan view thereof; and,

(56) **References Cited**

U.S. PATENT DOCUMENTS


D337,129 S *	7/1993	Sandy	D20/10
5,381,627 A *	1/1995	Simon et al.	49/70
D439,280 S *	3/2001	Perelli	D20/42
D450,350 S *	11/2001	Perelli	D20/42
D456,703 S *	5/2002	Sornsriwichai	D8/402
D481,625 S *	11/2003	Ellsworth	D8/402
D509,253 S *	9/2005	Makki	D20/42
D578,872 S *	10/2008	Healy	D8/402
D604,156 S *	11/2009	Healy	D8/402

FIG. 7 is a front elevational view of the door stop/door hanger of FIG. 1 with different broken line indicia.

The broken lines shown in the drawings are for the purpose of illustrating unclaimed portions of the door stop/door hanger and form no part of the claimed design.

The dotted-line showing in the drawings illustrates environmental matter or material reduction recesses and forms no part of the claimed design.

1 Claim, 3 Drawing Sheets






FIG. 1




FIG. 2

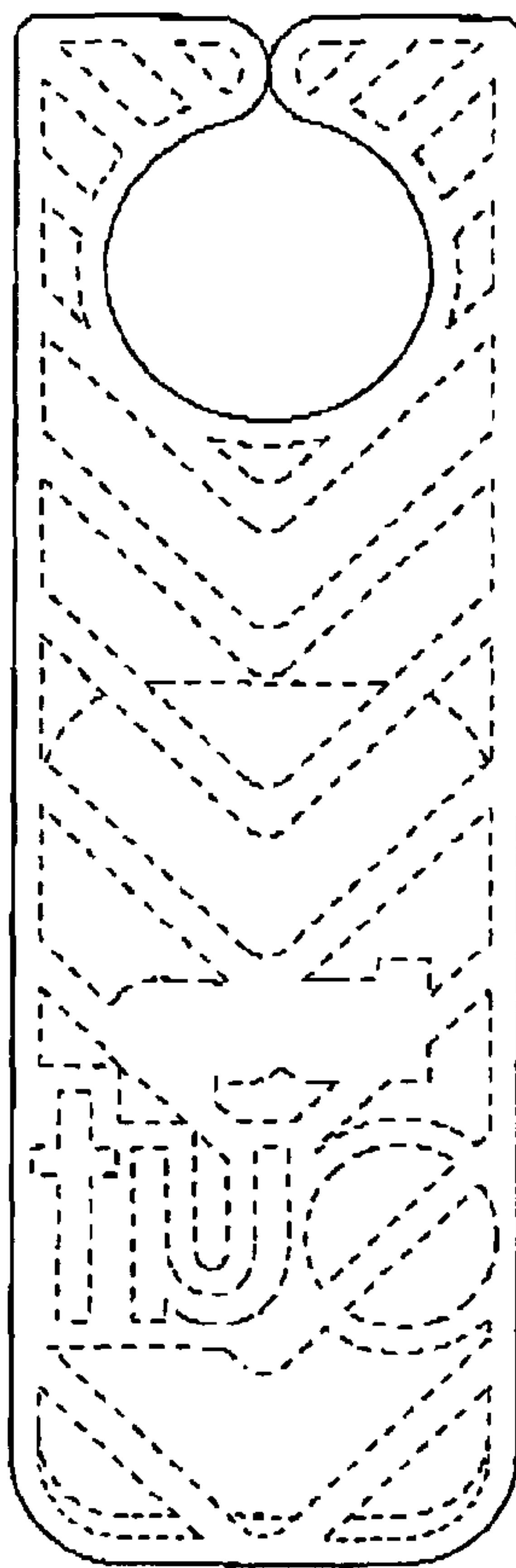


FIG. 3




FIG. 4




FIG. 5




FIG. 6

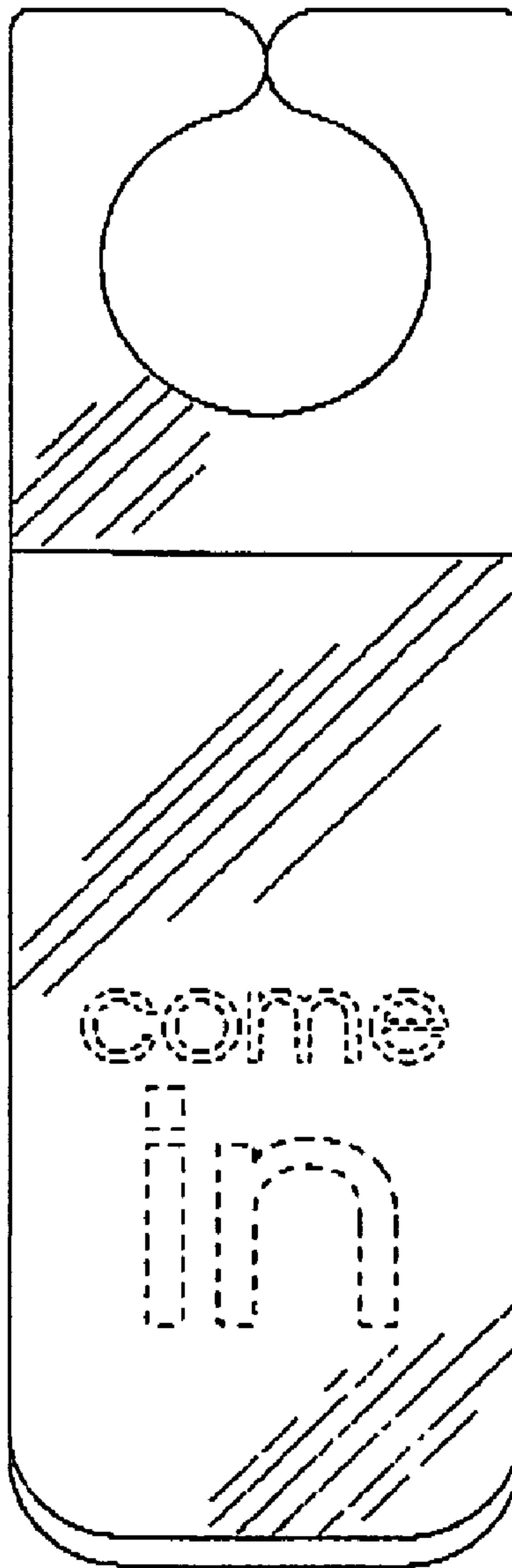


FIG. 7