



US00D616287S

(12) **United States Design Patent**  
**Lavoie**

(10) **Patent No.:** **US D616,287 S**

(45) **Date of Patent:** **\*\* May 25, 2010**

(54) **BRACKET FOR SUPPORTING SNOWBOARDS/SKIS**

(76) Inventor: **Brian Lavoie**, 2058 Transcanada Highway, Golden, BC (CA) V0A 1H1

(\*\*) Term: **14 Years**

(21) Appl. No.: **29/314,336**

(22) Filed: **Mar. 20, 2009**

(51) **LOC (9) Cl.** ..... **08-05**

(52) **U.S. Cl.** ..... **D8/354**

(58) **Field of Classification Search** ..... D8/349,  
D8/354, 380; 248/303, 200, 229.1, 27.1,  
248/317

See application file for complete search history.

(56) **References Cited**

**U.S. PATENT DOCUMENTS**

- D191,032 S \* 8/1961 De Vines ..... D8/313
- D318,007 S \* 7/1991 Hansen et al. .... D8/336
- D409,474 S \* 5/1999 Chou ..... D8/354
- D429,208 S \* 8/2000 McCoy et al. .... D12/223
- D462,930 S \* 9/2002 McCoy et al. .... D12/223
- D464,866 S \* 10/2002 Switz et al. .... D8/354
- D479,793 S \* 9/2003 Jones ..... D8/349
- D487,391 S \* 3/2004 Balaban ..... D8/354
- D520,336 S \* 5/2006 Hansen ..... D8/321
- D533,828 S \* 12/2006 Reimitz ..... D12/223
- D536,957 S \* 2/2007 Reiff ..... D8/394
- D558,192 S \* 12/2007 Daly et al. .... D14/251
- D563,770 S \* 3/2008 Payne, Jr. .... D8/354

D607,568 S \* 1/2010 Stevens ..... D24/180

\* cited by examiner

*Primary Examiner*—Elizabeth A Albert

*Assistant Examiner*—Kelley A Donnelly

(74) *Attorney, Agent, or Firm*—Brownstein Hyatt Faber Schreck, LLP

(57) **CLAIM**

The ornamental design for a bracket for supporting snowboards/skis, as shown and described.

**DESCRIPTION**

FIG. 1 shows a perspective view of the bracket attached to a snowmobile, wherein the stippled lines represent environment and do not form part of the claimed design;

FIG. 2 is a side view of the bracket;

FIG. 3 is a top view of the bracket;

FIGS. 4 and 5 are front and rear views of the bracket;

FIG. 6 is a bottom view of the bracket;

FIG. 7 is a perspective view of a second embodiment of a bracket for supporting snowboards/skis;

FIG. 8 is a side view thereof;

FIG. 9 is a top view thereof;

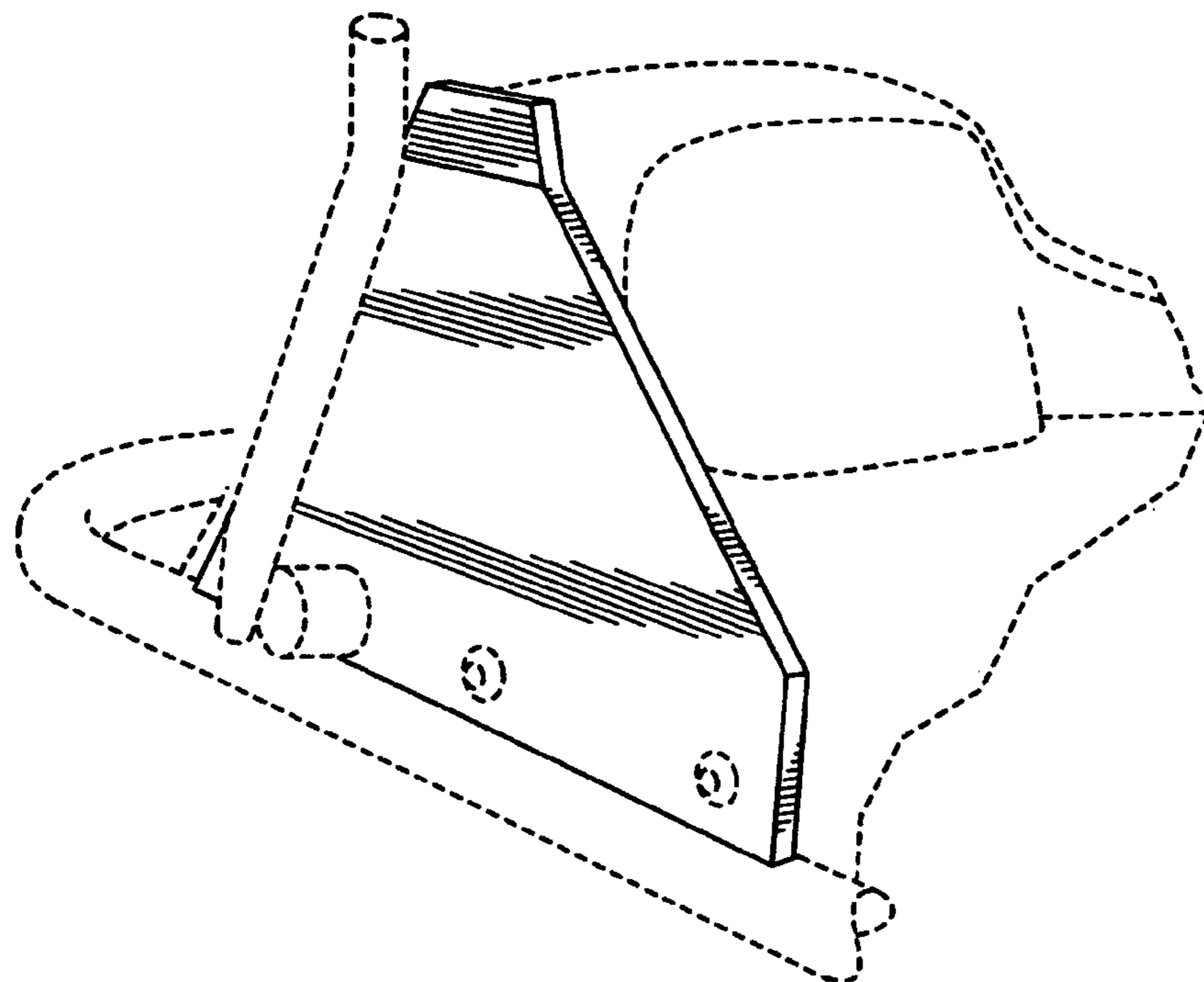
FIG. 10 is a front view thereof;

FIG. 11 is a rear view thereof; and,

FIG. 12 is a bottom view thereof.

The broken lines are for environmental purposes only and form no part of the claimed design.

**1 Claim, 4 Drawing Sheets**



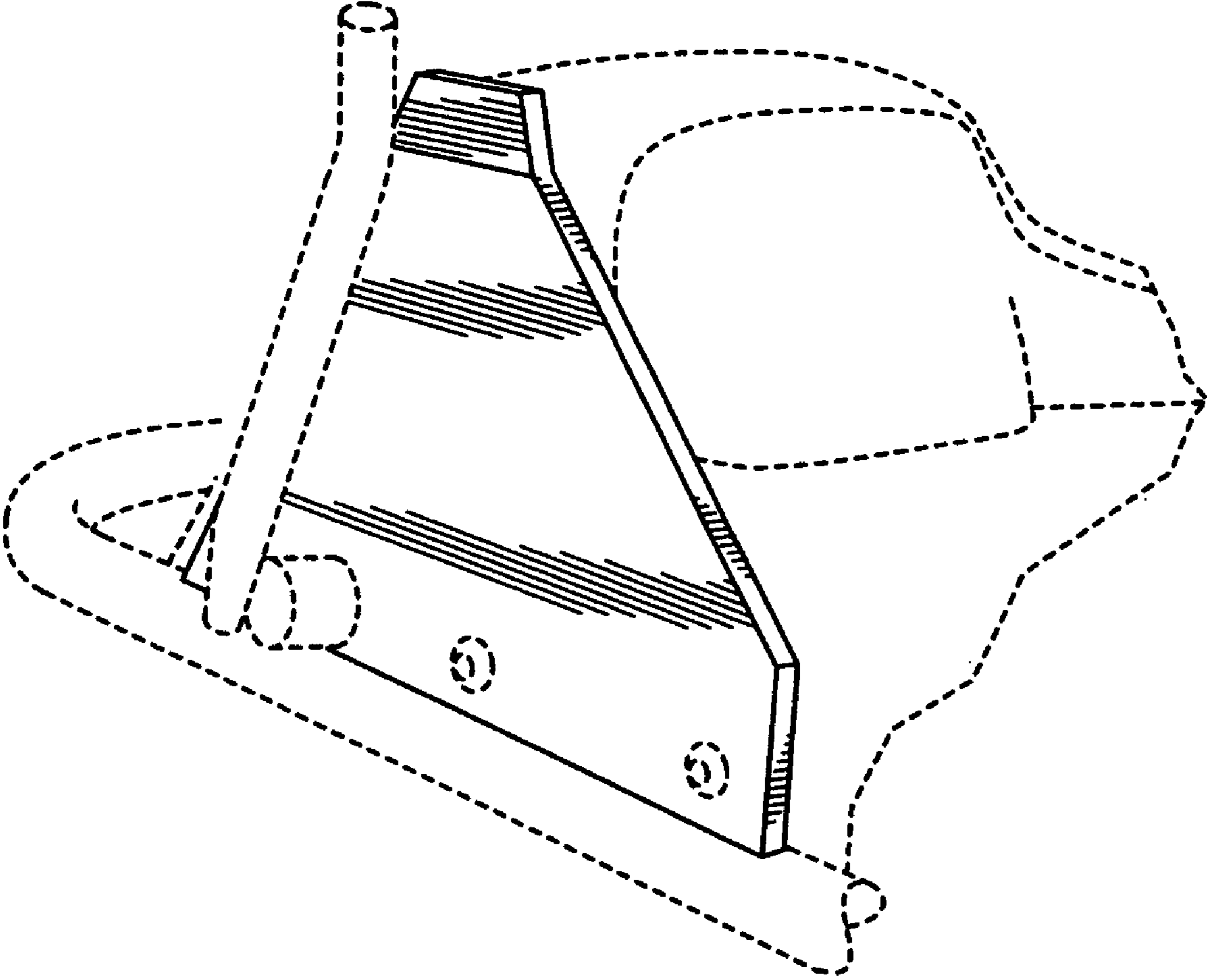


FIG. 1



FIG. 3

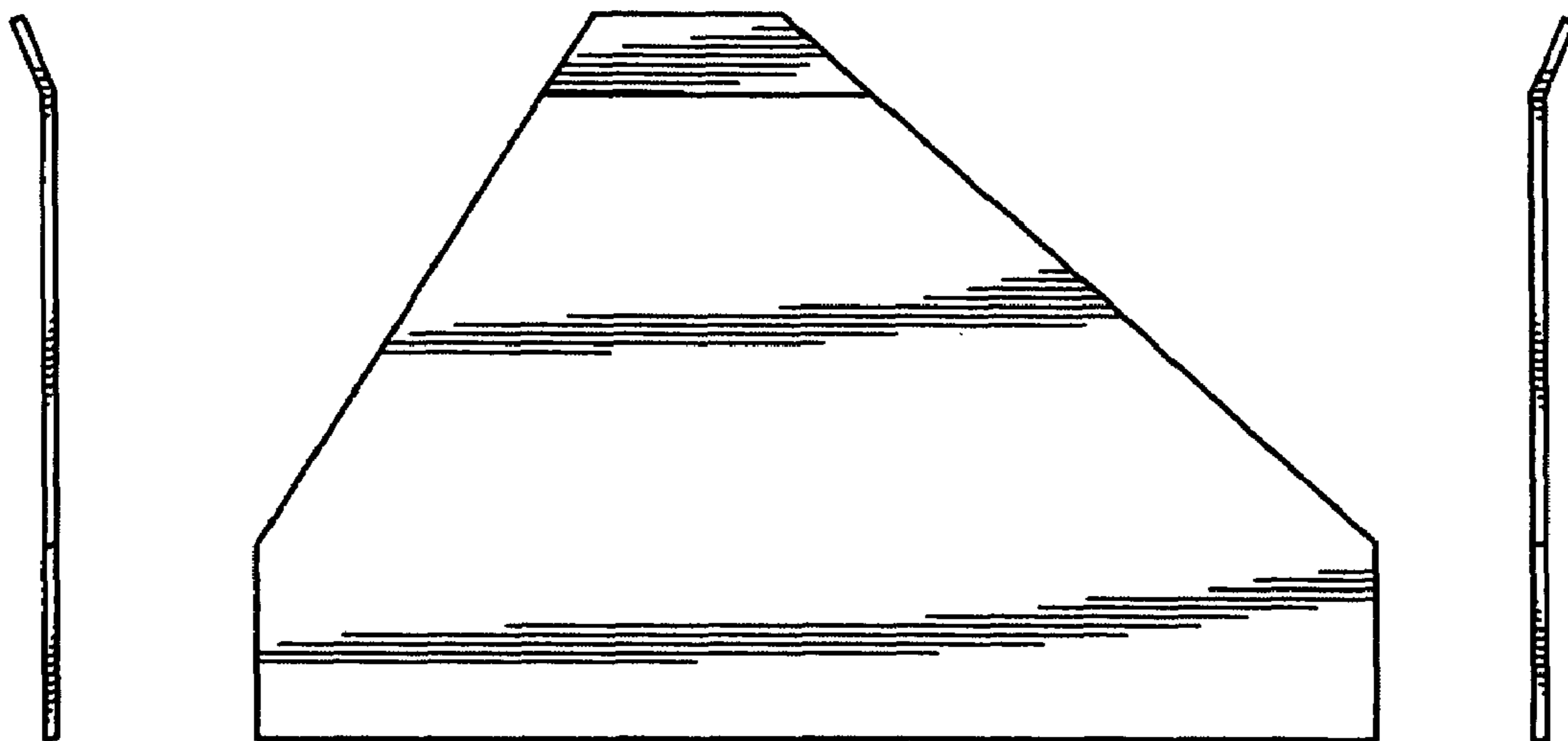


FIG. 4

FIG. 2

FIG. 5



FIG. 6

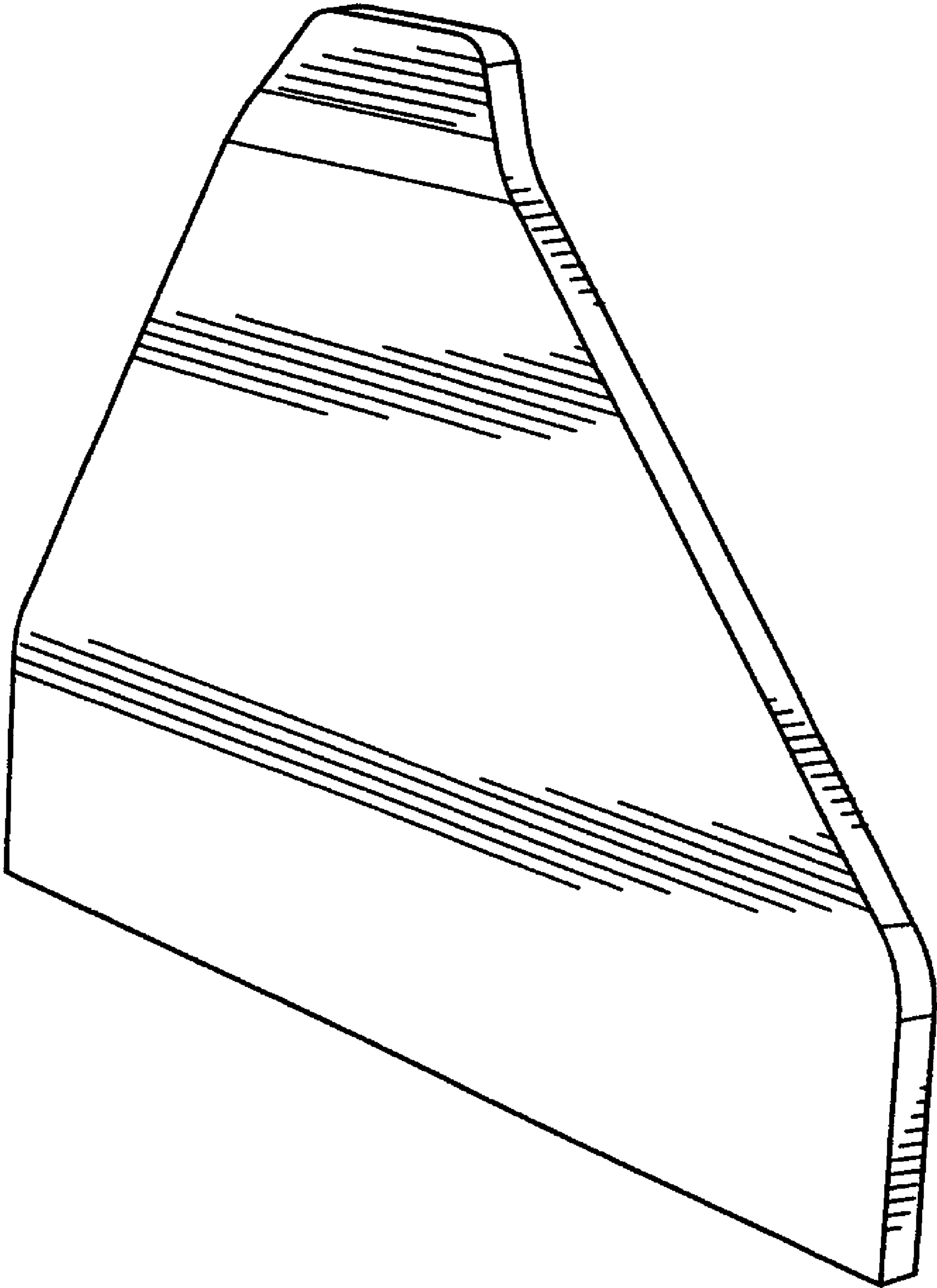


FIG. 7



FIG. 9

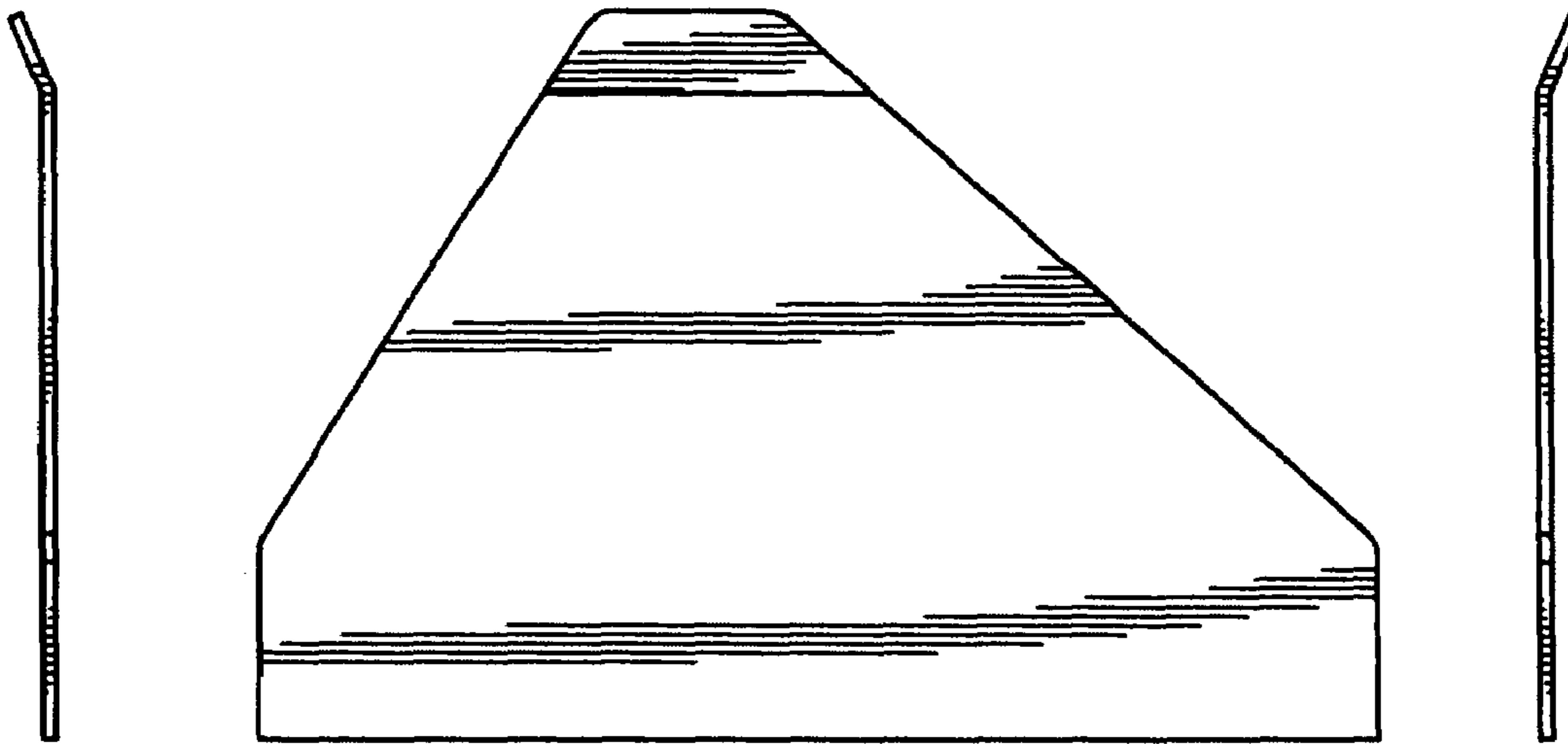


FIG. 10

FIG. 8

FIG. 11



FIG. 12