



US00D616278S

(12) **United States Design Patent**  
**Deguglimo et al.**

(10) **Patent No.:** **US D616,278 S**

(45) **Date of Patent:** **\*\* May 25, 2010**

(54) **MINI-SCREWDRIVER**

(75) Inventors: **Joe Deguglimo**, Boca Raton, FL (US);  
**Glenn Robinson**, Coral Springs, FL  
(US)

(73) Assignee: **IBT Holdings, LLC**, Deerfield Beach,  
FL (US)

(\*\*) Term: **14 Years**

(21) Appl. No.: **29/350,694**

(22) Filed: **Nov. 20, 2009**

(51) **LOC (9) Cl.** ..... **08-04**

(52) **U.S. Cl.** ..... **D8/82**

(58) **Field of Classification Search** ..... D8/82-87,  
D8/107; 16/110.1; 81/177.1, 177.4, 436-440,  
81/489

See application file for complete search history.

(56) **References Cited**

**U.S. PATENT DOCUMENTS**

D376,528 S	*	12/1996	Krapowicz	.....	D8/82
D379,750 S	*	6/1997	Thompson et al.	.....	D8/83
D413,782 S	*	9/1999	Krapowicz	.....	D8/82
D419,847 S	*	2/2000	Chen	.....	D8/83
D425,387 S	*	5/2000	Shiao	.....	D8/82
D440,479 S	*	4/2001	Hsiao	.....	D8/82
D449,506 S	*	10/2001	Haung	.....	D8/87
D454,767 S	*	3/2002	Edwards	.....	D8/83

D467,153 S	*	12/2002	Edwards	.....	D8/83
D503,080 S	*	3/2005	Chen	.....	D8/82
D508,192 S	*	8/2005	Wang	.....	D8/82
D515,899 S	*	2/2006	Chan	.....	D8/83
D522,836 S	*	6/2006	Rinner et al.	.....	D8/107
D538,129 S	*	3/2007	Jansson et al.	.....	D8/82
D559,070 S	*	1/2008	Singh et al.	.....	D8/83
D567,621 S	*	4/2008	Singh et al.	.....	D8/83

\* cited by examiner

*Primary Examiner*—Philip S Hyder

*Assistant Examiner*—Roselynn Cody

(74) *Attorney, Agent, or Firm*—Steven M. Greenberg, Esq.;  
Carey, Rodriguez, Greenberg & Paul, LLP

(57) **CLAIM**

The ornamental design for a mini-screwdriver, as shown and described.

**DESCRIPTION**

FIG. 1 is a front, left, bottom perspective of the screwdriver thereof.

FIG. 2 is a front view of the screwdriver thereof.

FIG. 3 is a rear view of the screwdriver thereof.

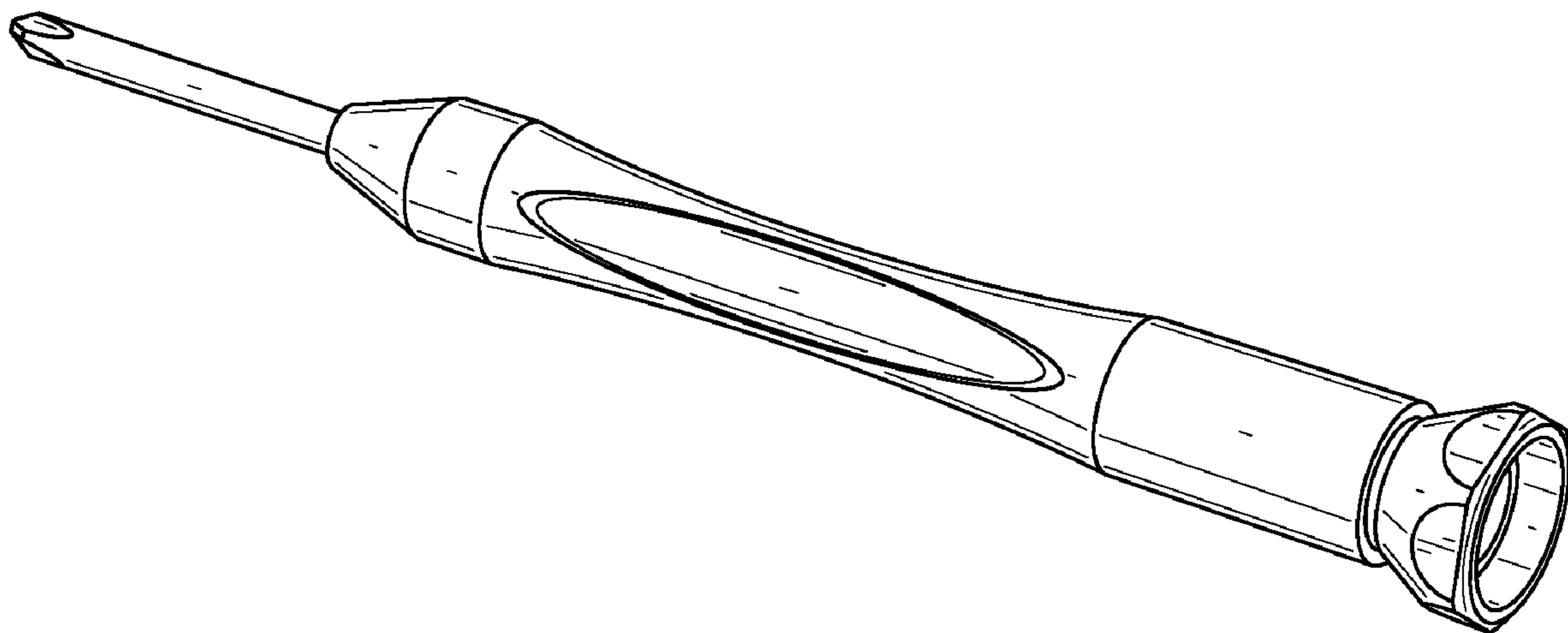
FIG. 4 is a top view of the screwdriver thereof.

FIG. 5 is a bottom view of the screwdriver thereof.

FIG. 6 is a left-side view of the screwdriver thereof; and,

FIG. 7 is a right-side view of the screwdriver thereof.

**1 Claim, 4 Drawing Sheets**



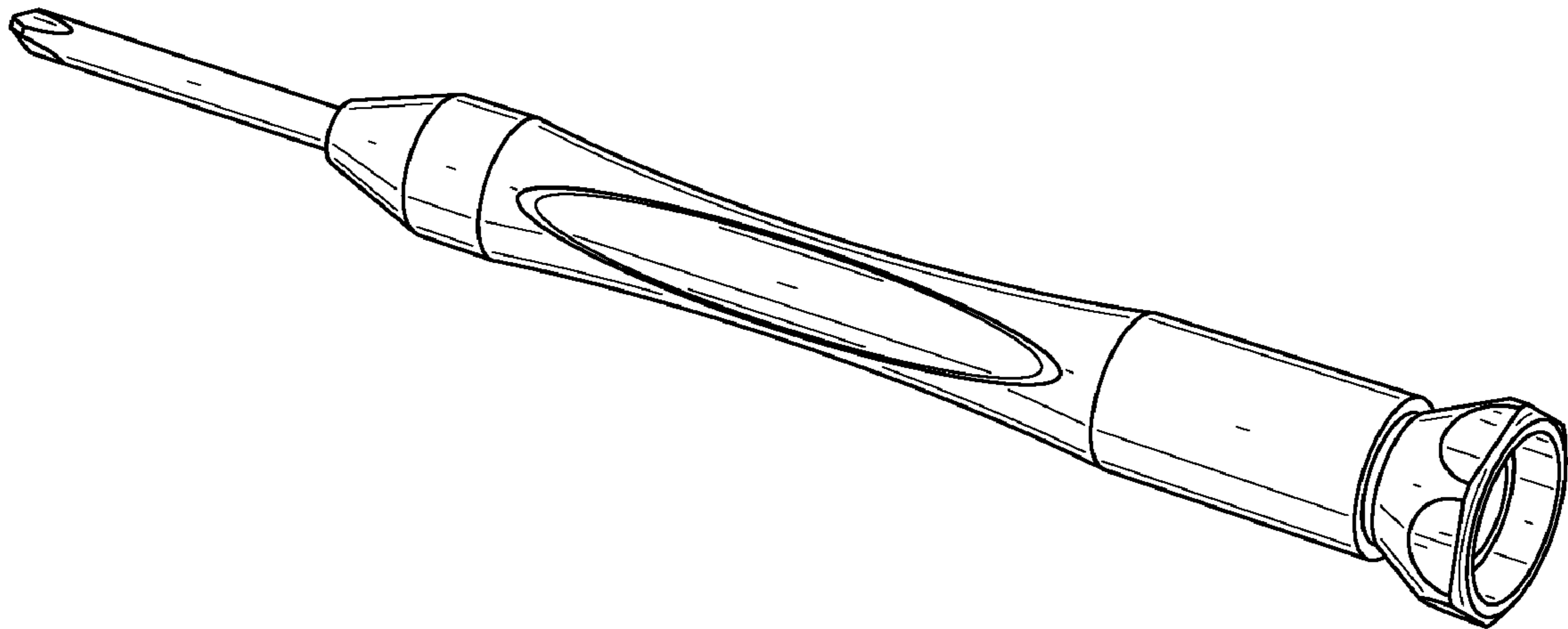


FIG. 1

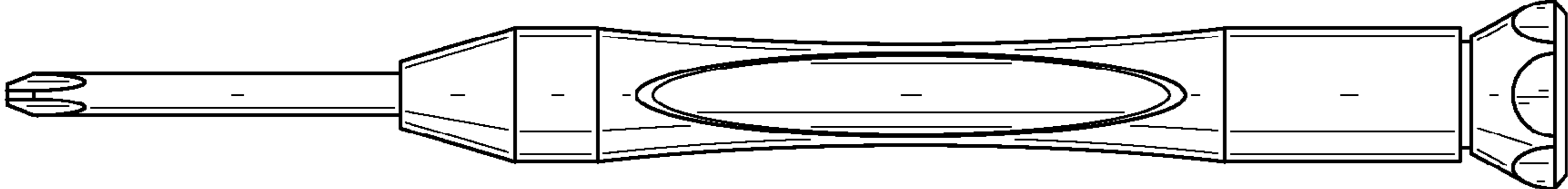


FIG. 2

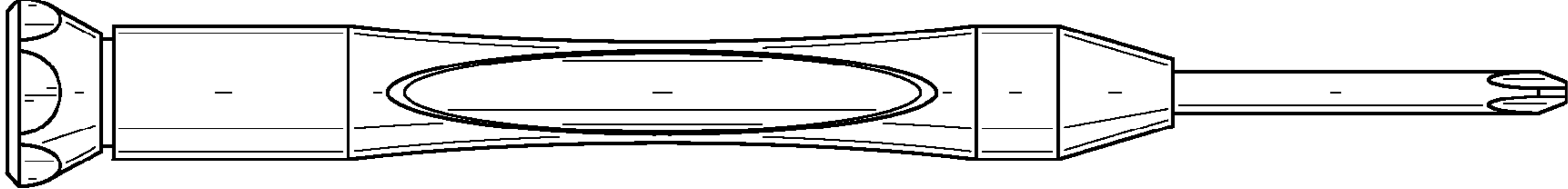


FIG. 3

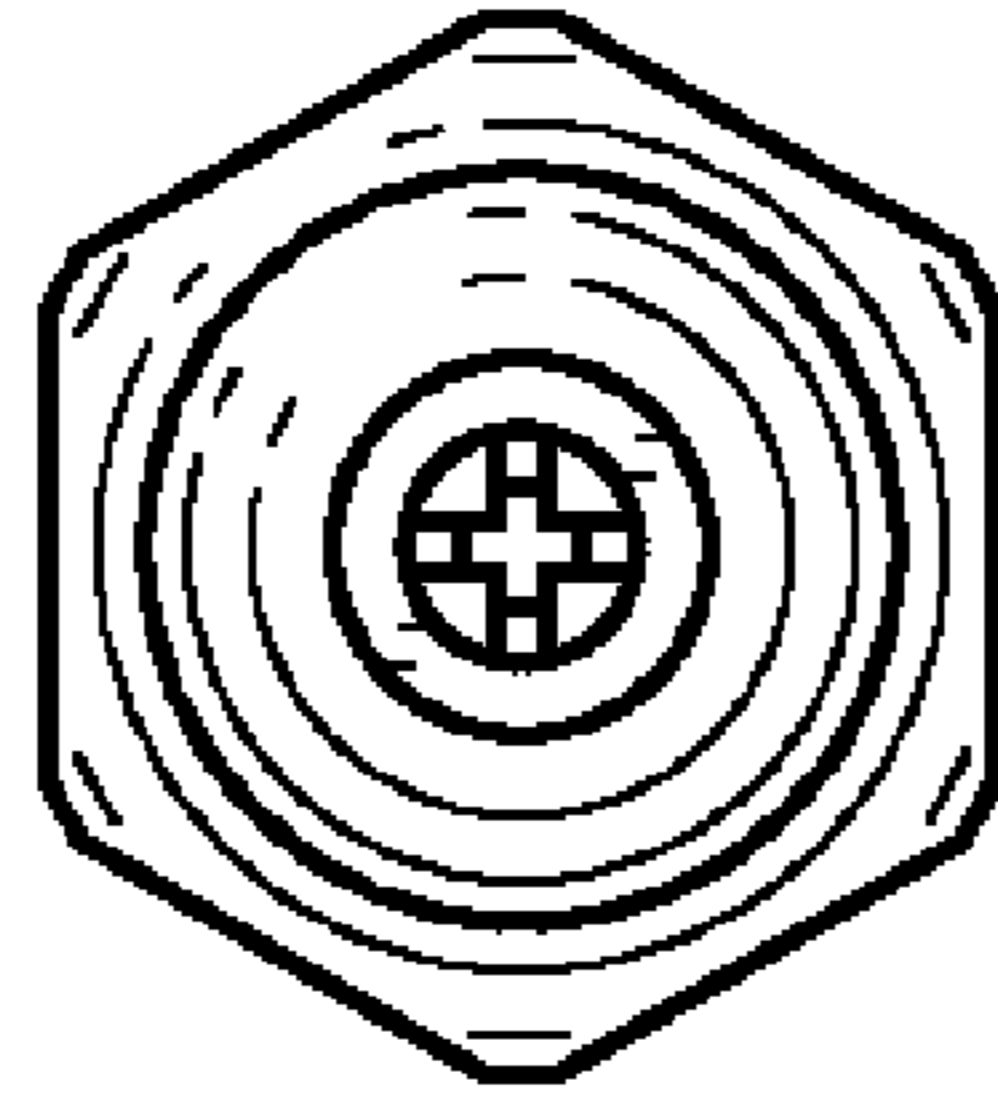


FIG. 4

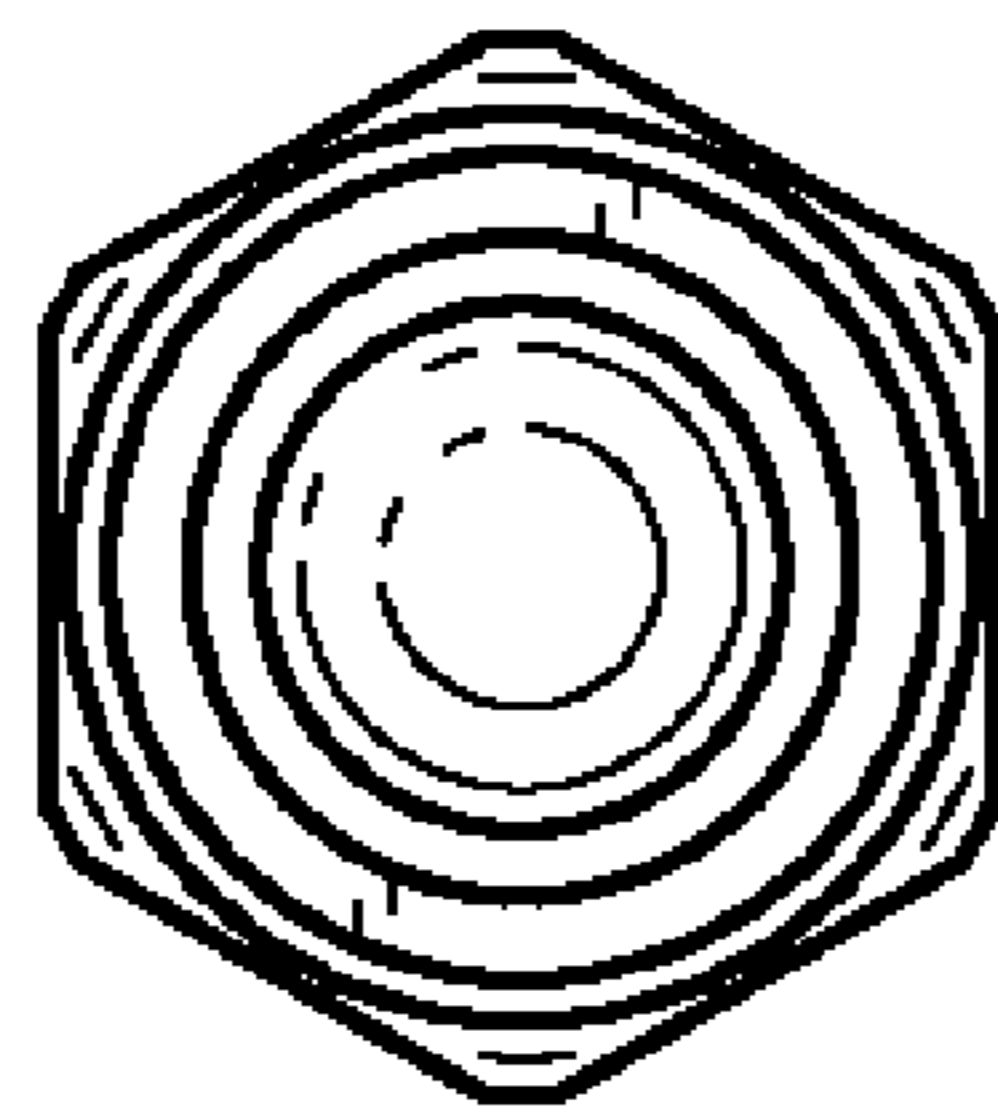


FIG. 5

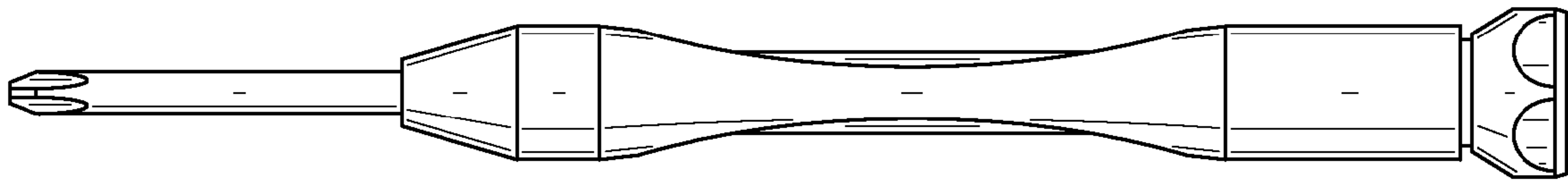


FIG. 6

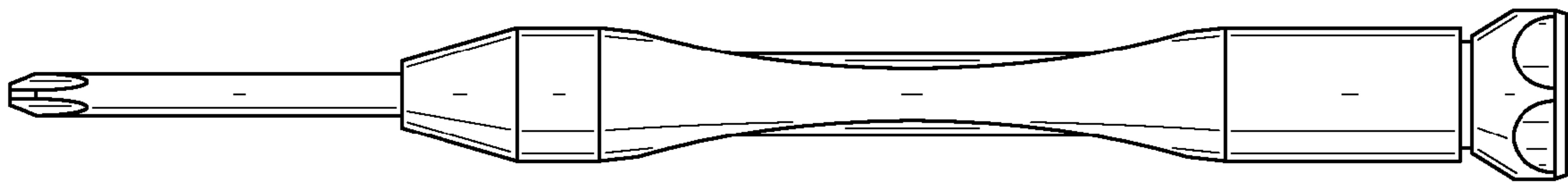


FIG. 7