



US00D616267S

(12) **United States Design Patent**
Kulzer

(10) **Patent No.:** **US D616,267 S**

(45) **Date of Patent:** **** May 25, 2010**

(54) **SCULPTED TOP SQUARED CUP TRAY**

(75) Inventor: **Darrell A. Kulzer**, Denver, CO (US)

(73) Assignee: **B & R Plastics, Inc.**, Denver, CO (US)

(**) Term: **14 Years**

(21) Appl. No.: **29/343,515**

(22) Filed: **Sep. 14, 2009**

(51) **LOC (9) Cl.** **07-06**

(52) **U.S. Cl.** **D7/701**

(58) **Field of Classification Search** D7/701-708,
D7/550.1-554.4, 357; D9/760; 99/426,
99/428; 206/217, 203, 557, 561, 558, 564;
47/66.1-66.6, 84, 87; D11/155; D15/90;
220/23.6, 23.8; 249/122, 117, 130, 127,
249/176, 155, 98, 156, 160, DIG. 1; 294/143,
294/172, 159, 87.28, 87.2, 144
See application file for complete search history.

(56) **References Cited**

U.S. PATENT DOCUMENTS

3,162,344	A *	12/1964	Sabol	294/143
D241,622	S *	9/1976	Smith	D9/760
4,039,797	A *	8/1977	Olsen	219/732
D263,682	S *	4/1982	Urciuoli	D9/760
D307,997	S *	5/1990	Bernstein	D7/707
4,931,301	A *	6/1990	Giuseppe	426/505
D369,508	S *	5/1996	Jones et al.	D7/357
5,543,104	A *	8/1996	Stratford et al.	264/328.8
D384,000	S *	9/1997	Panth	D11/143
D401,530	S *	11/1998	Keskilohko	D11/155
5,976,588	A *	11/1999	Vincent	426/119

6,453,613	B1 *	9/2002	Gratz	47/84
D488,952	S *	4/2004	Cubillos	D7/357
7,093,816	B2 *	8/2006	Lacan et al.	249/61
D540,711	S *	4/2007	Howard et al.	D11/155
D574,182	S *	8/2008	Shannon et al.	D7/357
D577,535	S *	9/2008	Courington et al.	D7/357
D592,911	S *	5/2009	Buchanan	D7/605
2002/0078833	A1 *	6/2002	Sloan et al.	99/426

* cited by examiner

Primary Examiner—Terry A Wallace

(74) *Attorney, Agent, or Firm*—William W. Cochran;
Cochran Freund & Young LLC

(57) **CLAIM**

The ornamental design for a sculpted top squared cup tray, as shown and described.

DESCRIPTION

FIG. 1 is a top isometric view of a sculpted top squared cup tray showing our new design.

FIG. 2 is a bottom isometric view thereof.

FIG. 3 is a bottom view thereof.

FIG. 4 is a top view thereof.

FIG. 5 is a left side view thereof.

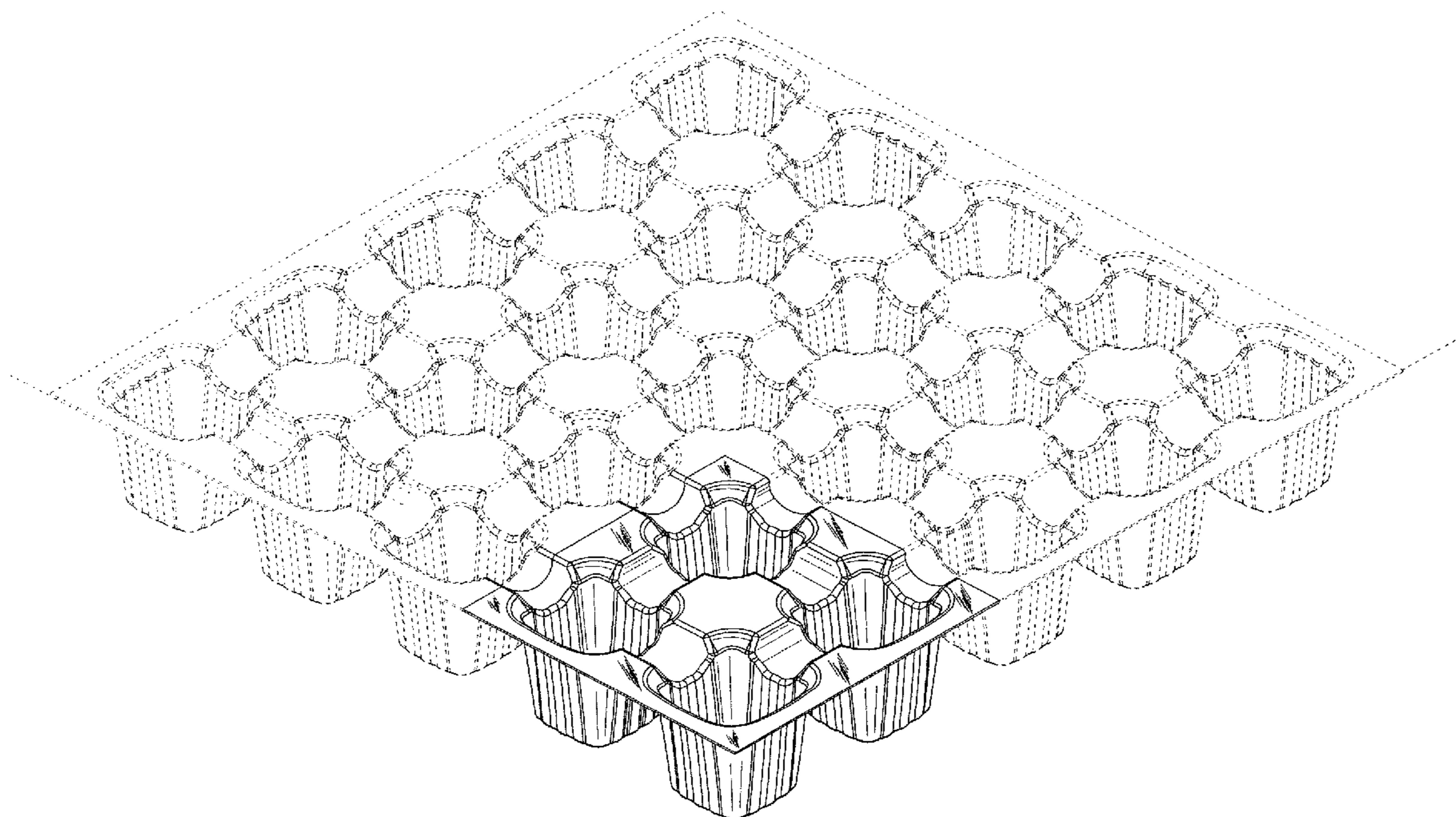
FIG. 6 is a right side view thereof.

FIG. 7 is a front view thereof; and,

FIG. 8 is a rear view thereof.

The broken lines are for illustrative purposes only and form no part of the claimed design.

1 Claim, 8 Drawing Sheets



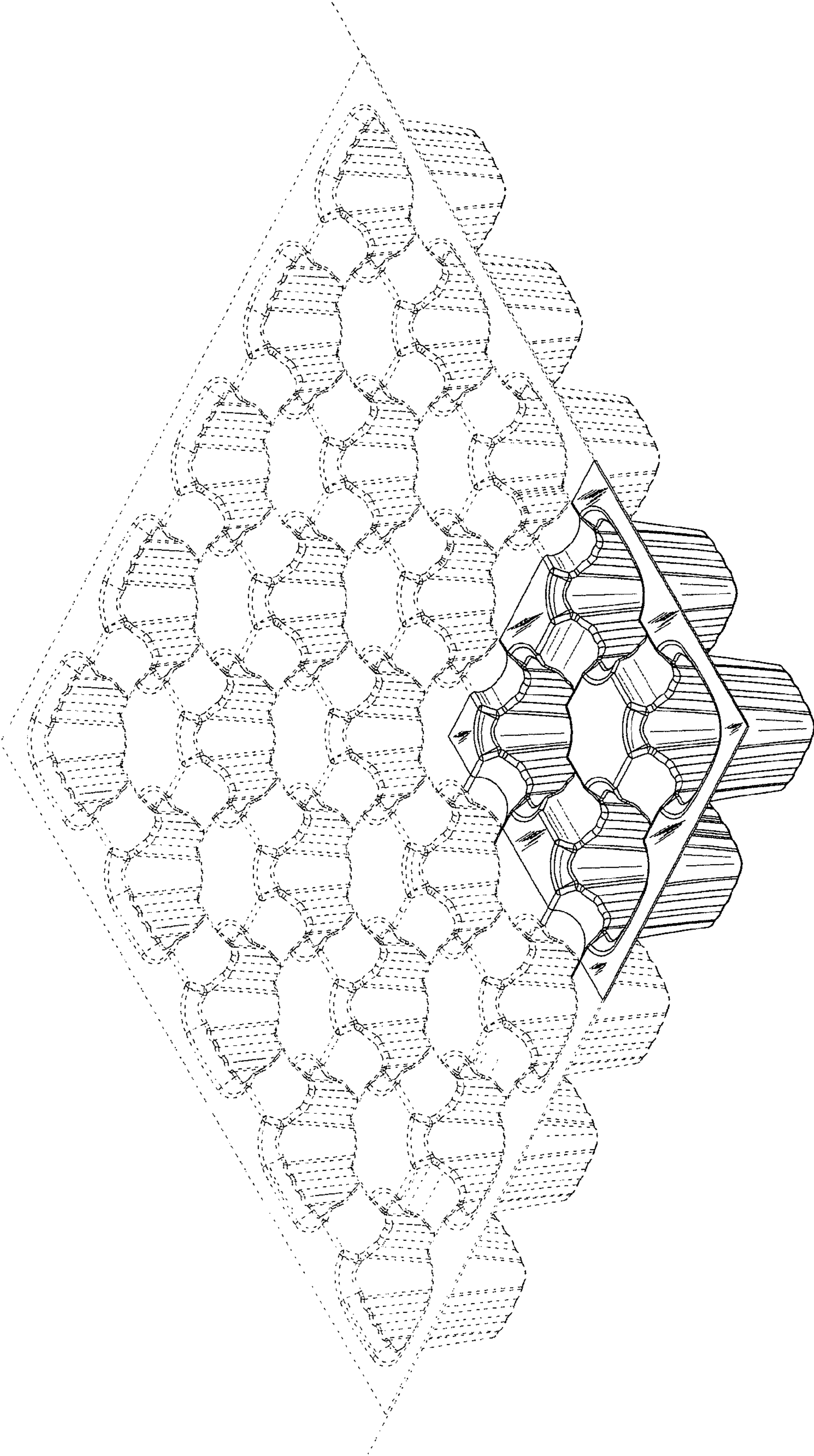


FIG. 1

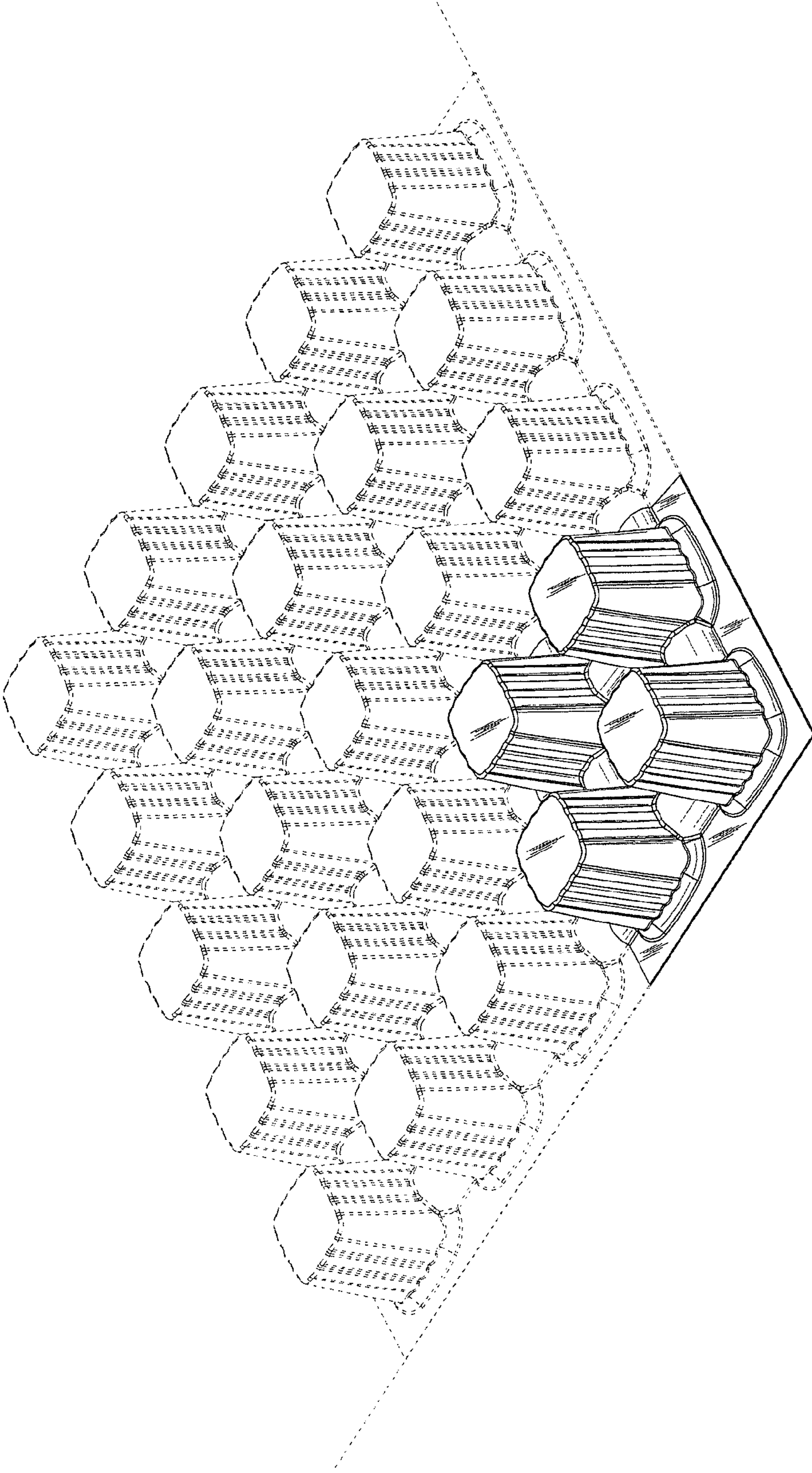


FIG. 2

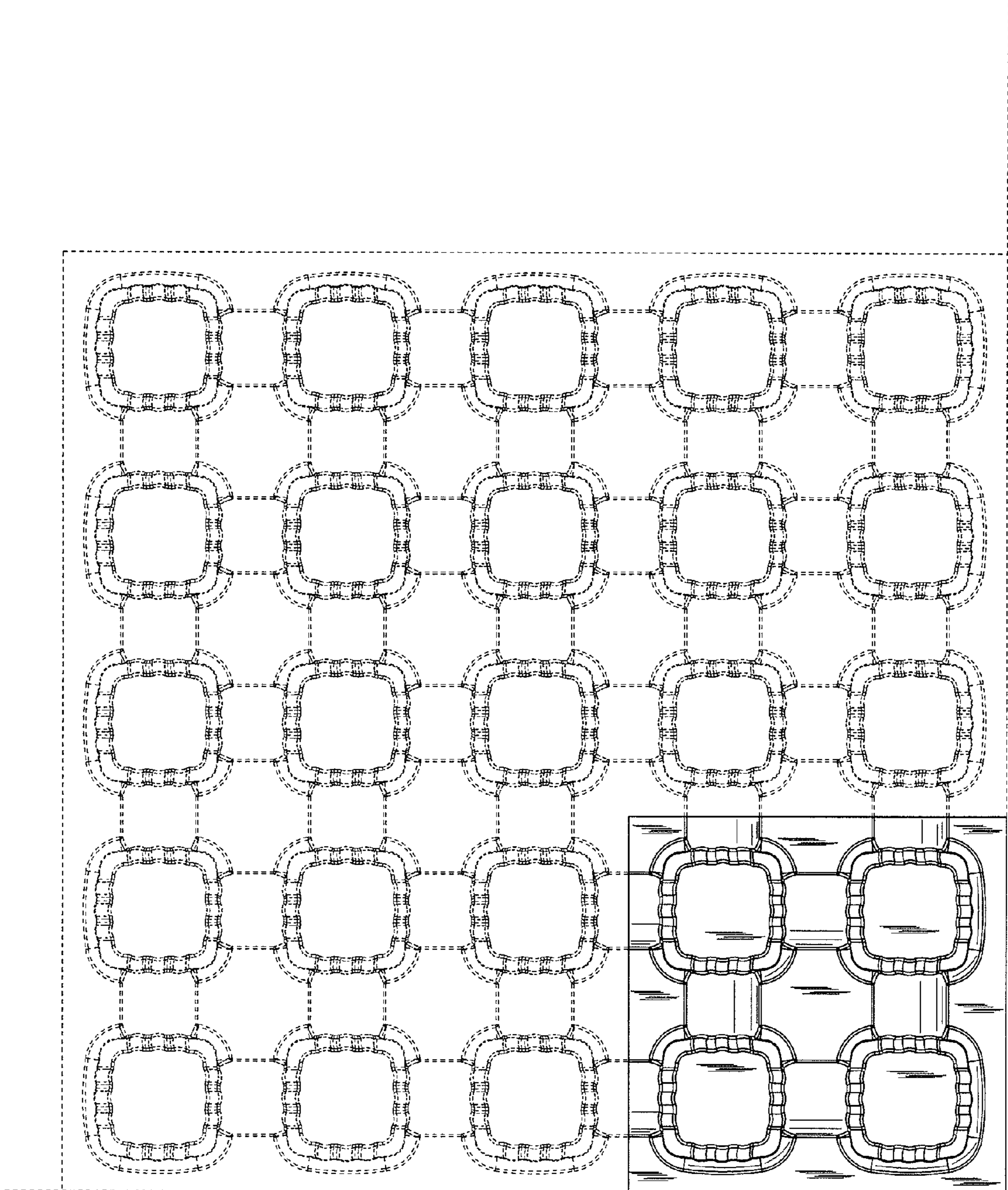


FIG. 3

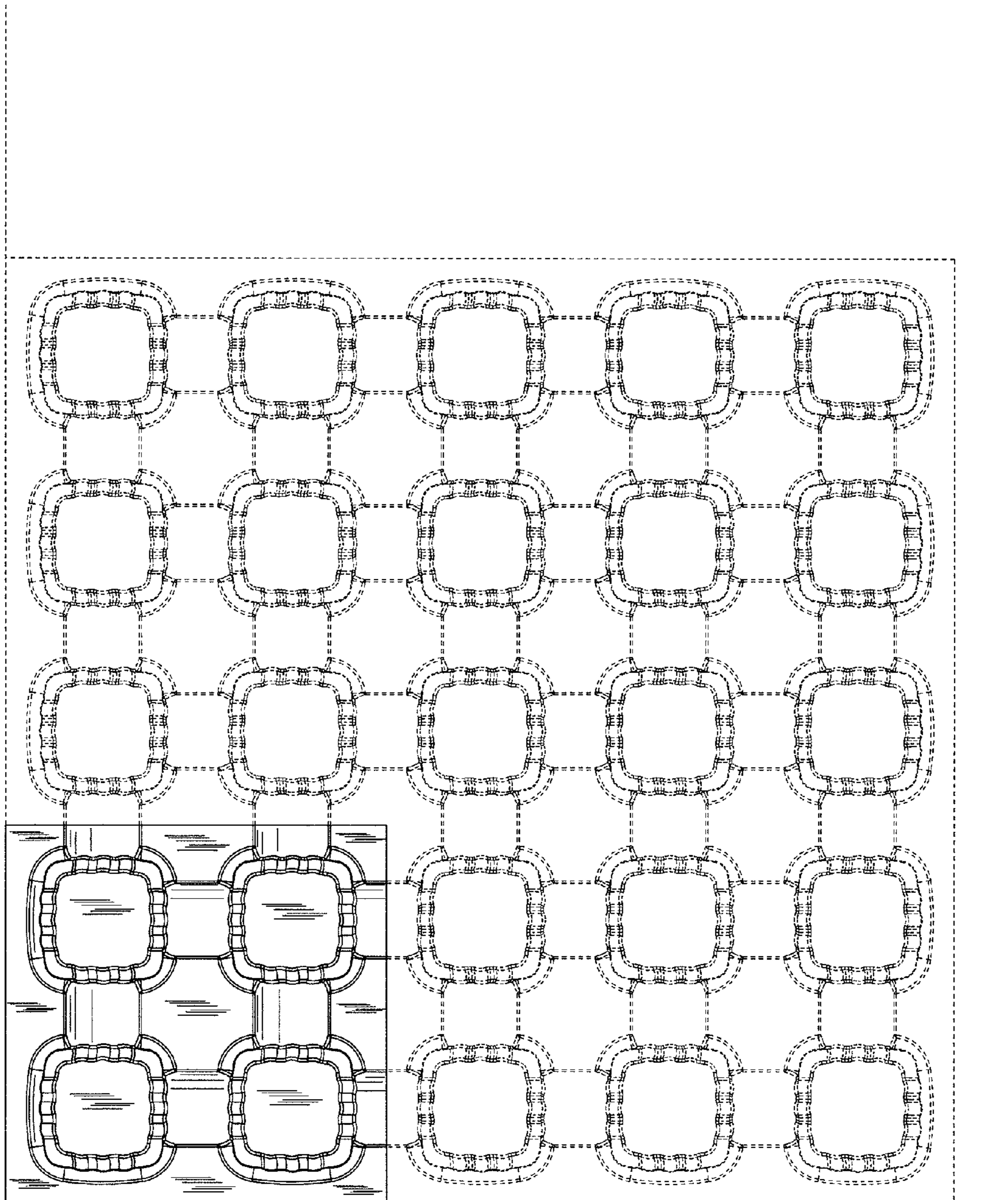


FIG. 4

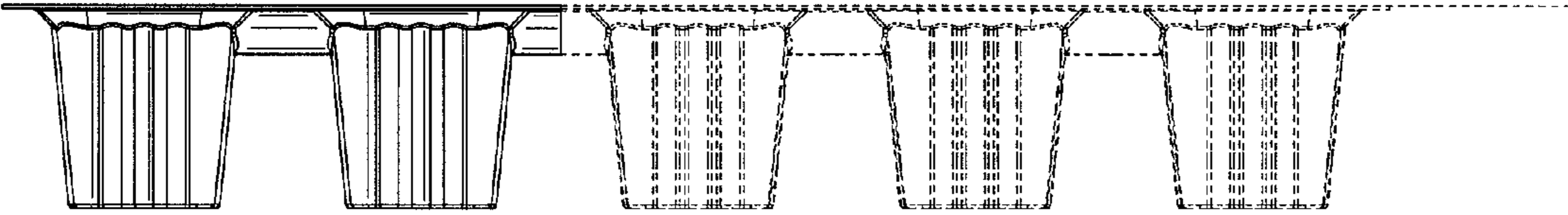


FIG. 5

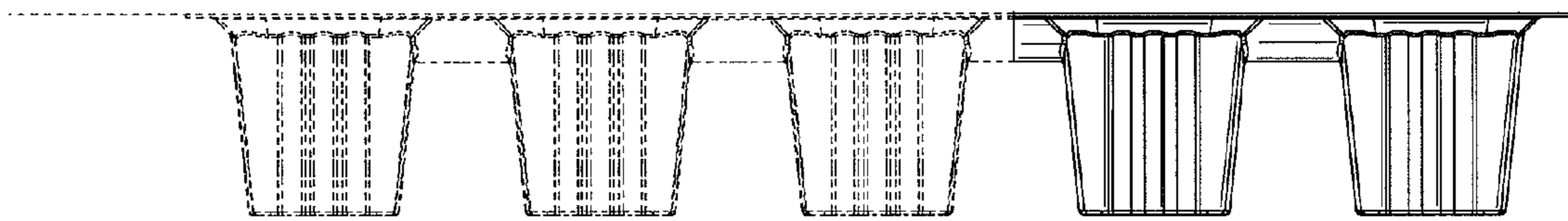


FIG. 6




FIG. 7

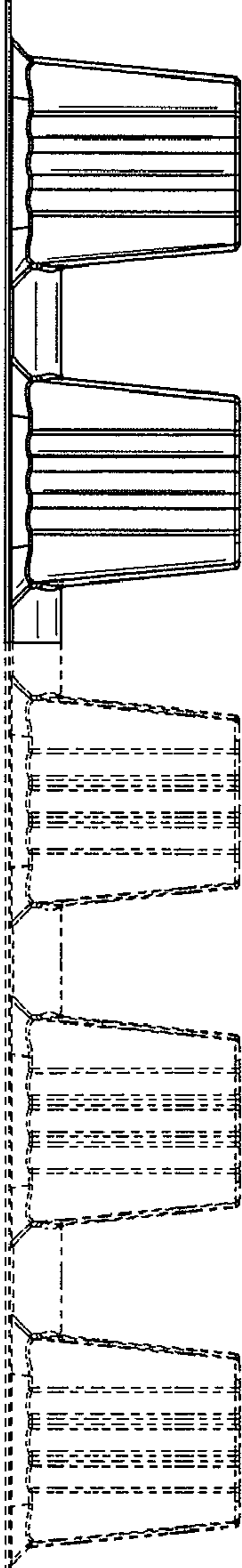


FIG. 8

UNITED STATES PATENT AND TRADEMARK OFFICE
CERTIFICATE OF CORRECTION

PATENT NO. : D616,267 S
APPLICATION NO. : 29/343515
DATED : May 25, 2010
INVENTOR(S) : Darrell A. Kulzer and Gilbert Martinez

Page 1 of 1

It is certified that error appears in the above-identified patent and that said Letters Patent is hereby corrected as shown below:

Title Page; item (75);

Inventor: Darrell A. Kulzer, Denver, CO (US)

should be corrected to read:

Inventors: Darrell A. Kulzer, Denver, CO (US); Gilbert Martinez, Firestone, CO (US)

Signed and Sealed this
Nineteenth Day of April, 2011

A handwritten signature in black ink that reads "David J. Kappos". The signature is written in a cursive style with a large, stylized 'D' and 'K'.

David J. Kappos
Director of the United States Patent and Trademark Office