



US00D616265S

(12) **United States Design Patent**
Kulzer

(10) **Patent No.:** **US D616,265 S**

(45) **Date of Patent:** **** May 25, 2010**

- (54) **FLAT TOP ROUNDED CUP TRAY**
- (75) Inventor: **Darrell A. Kulzer**, Denver, CO (US)
- (73) Assignee: **B & R Plastics, Inc.**, Denver, CO (US)
- (**) Term: **14 Years**
- (21) Appl. No.: **29/343,512**
- (22) Filed: **Sep. 14, 2009**
- (51) **LOC (9) Cl.** **07-06**
- (52) **U.S. Cl.** **D7/701**
- (58) **Field of Classification Search** D7/701-708,
D7/550.1-554.4, 357; D9/760; 99/426,
99/428; 206/217, 203, 557, 561, 558, 564;
47/66.1-66.6, 84, 87; D11/155; D15/90;
220/23.6, 23.8; 249/122, 117, 130, 127,
249/176, 155, 98, 156, 160, DIG. 1; 294/143,
294/172, 159, 87.28, 87.2, 144
See application file for complete search history.

- 6,453,613 B1 * 9/2002 Gratz 47/84
- D488,952 S * 4/2004 Cubillos D7/357
- 7,093,816 B2 * 8/2006 Lacan et al. 249/61
- D540,711 S * 4/2007 Howard et al. D11/155
- D574,182 S * 8/2008 Shannon et al. D7/357
- D577,535 S * 9/2008 Courington et al. D7/357
- D592,911 S * 5/2009 Buchanan D7/605
- 2002/0078833 A1 * 6/2002 Sloan et al. 99/426

* cited by examiner

Primary Examiner—Terry A Wallace
(74) *Attorney, Agent, or Firm*—William W. Cochran;
Cochran Freund & Young LLC

(57) **CLAIM**

The ornamental design for a flat top rounded cup tray, as shown and described.

DESCRIPTION

FIG. 1 is a top isometric view of a flat top rounded cup tray showing our new design.

FIG. 2 is a bottom isometric view thereof.

FIG. 3 is a bottom view thereof.

FIG. 4 is a top view thereof.

FIG. 5 is a left side view thereof.

FIG. 6 is a right side view thereof.

FIG. 7 is a front view thereof; and,

FIG. 8 is a rear view thereof.

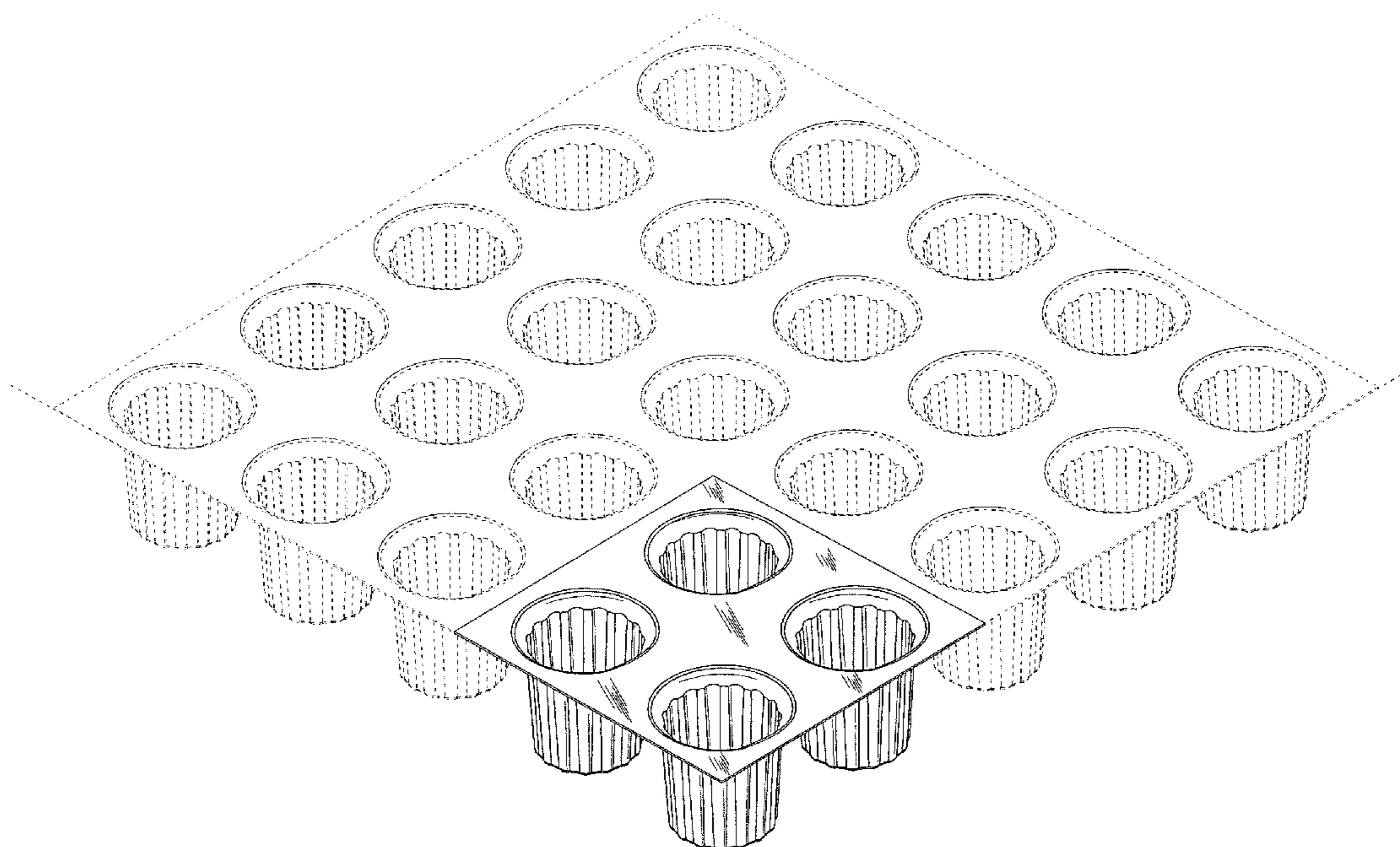
The broken lines are for illustrative purposes only and form no part of the claimed design.

(56) **References Cited**

U.S. PATENT DOCUMENTS

- 3,162,344 A * 12/1964 Sabol 294/143
- D241,622 S * 9/1976 Smith D9/760
- 4,039,797 A * 8/1977 Olsen 219/732
- D263,682 S * 4/1982 Urciuoli D9/760
- D307,997 S * 5/1990 Bernstein D7/707
- 4,931,301 A * 6/1990 Giuseppe 426/505
- D369,508 S * 5/1996 Jones et al. D7/357
- 5,543,104 A * 8/1996 Stratford et al. 264/328.8
- D384,000 S * 9/1997 Panth D11/143
- D401,530 S * 11/1998 Keskilohko D11/155
- 5,976,588 A * 11/1999 Vincent 426/119

1 Claim, 8 Drawing Sheets



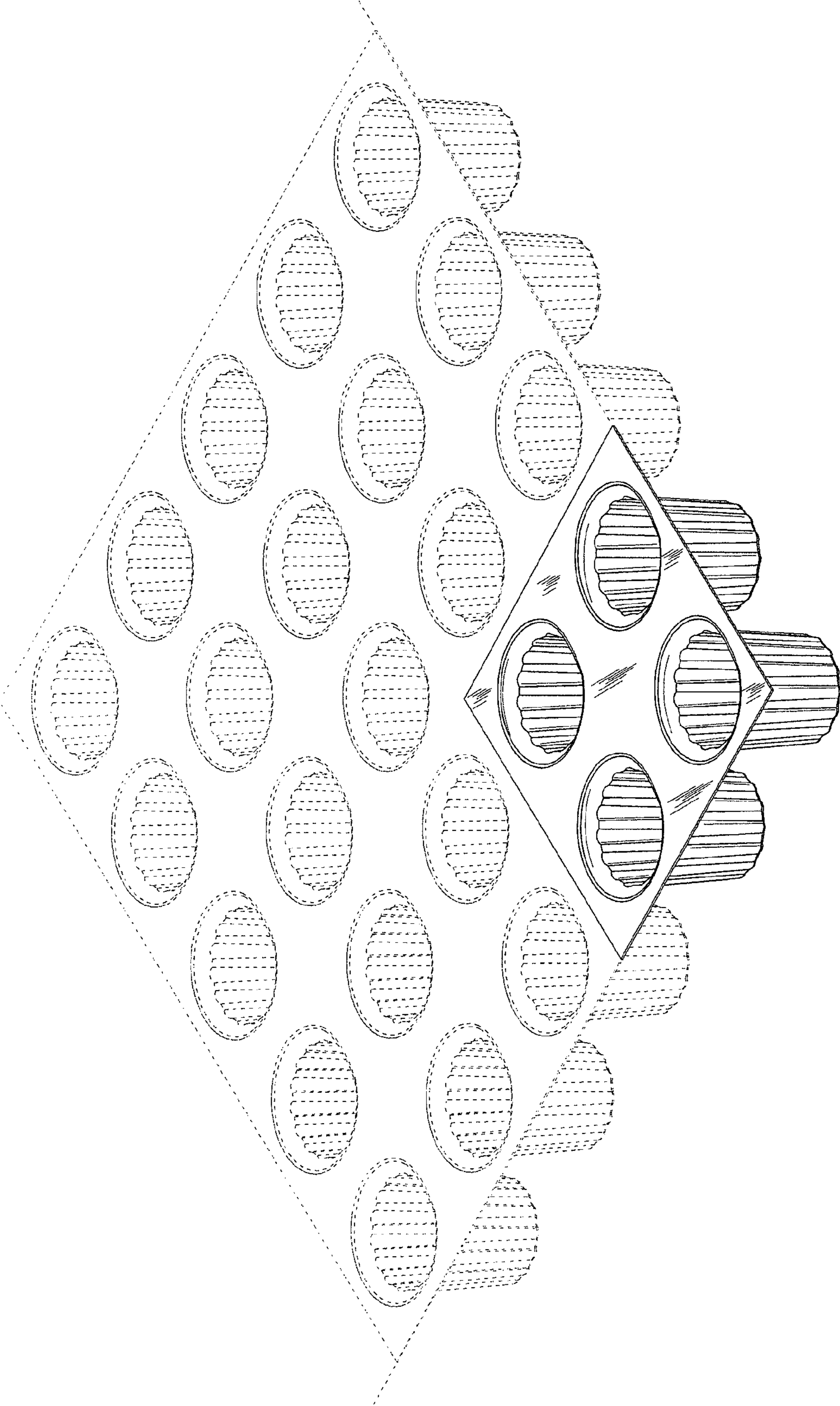


FIG. 1

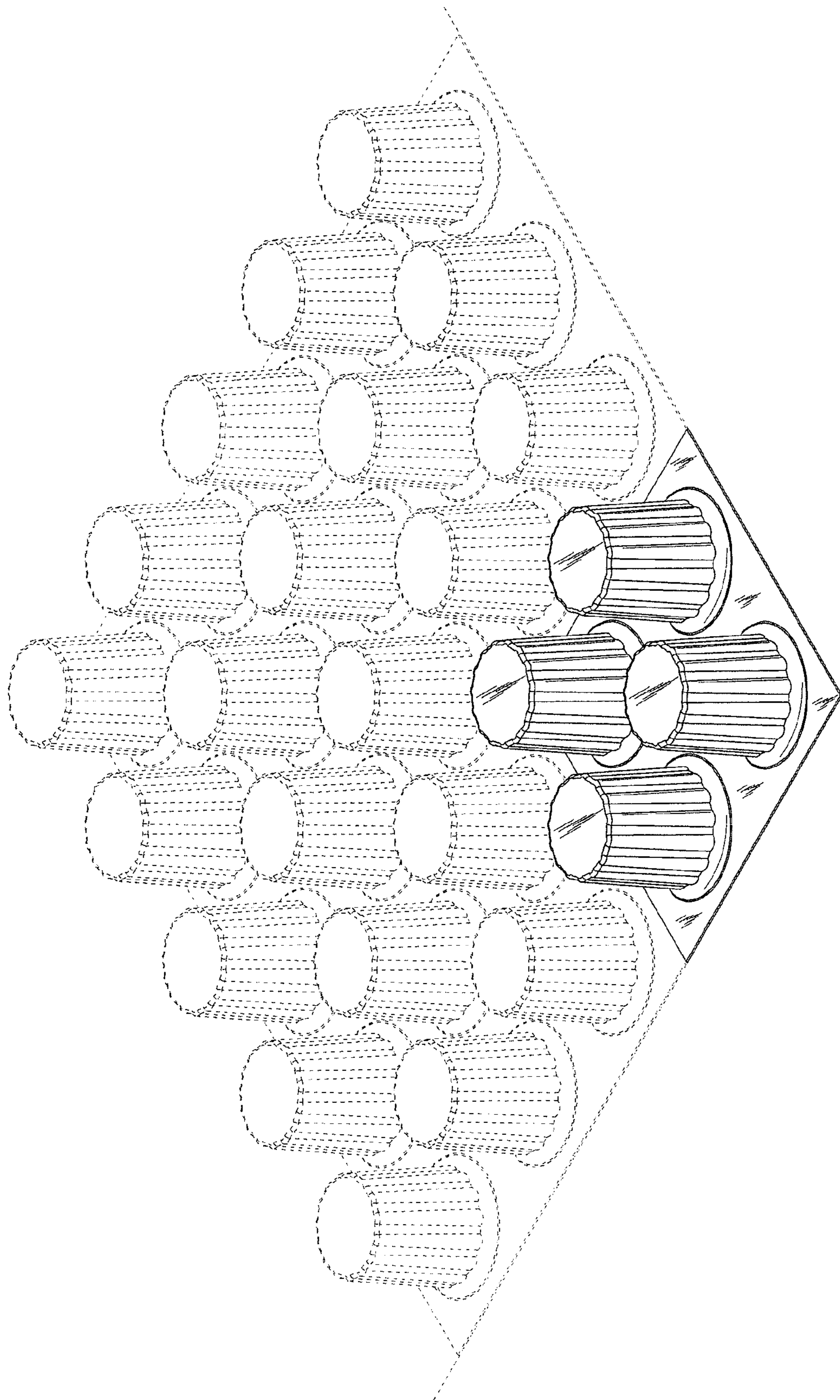


FIG. 2

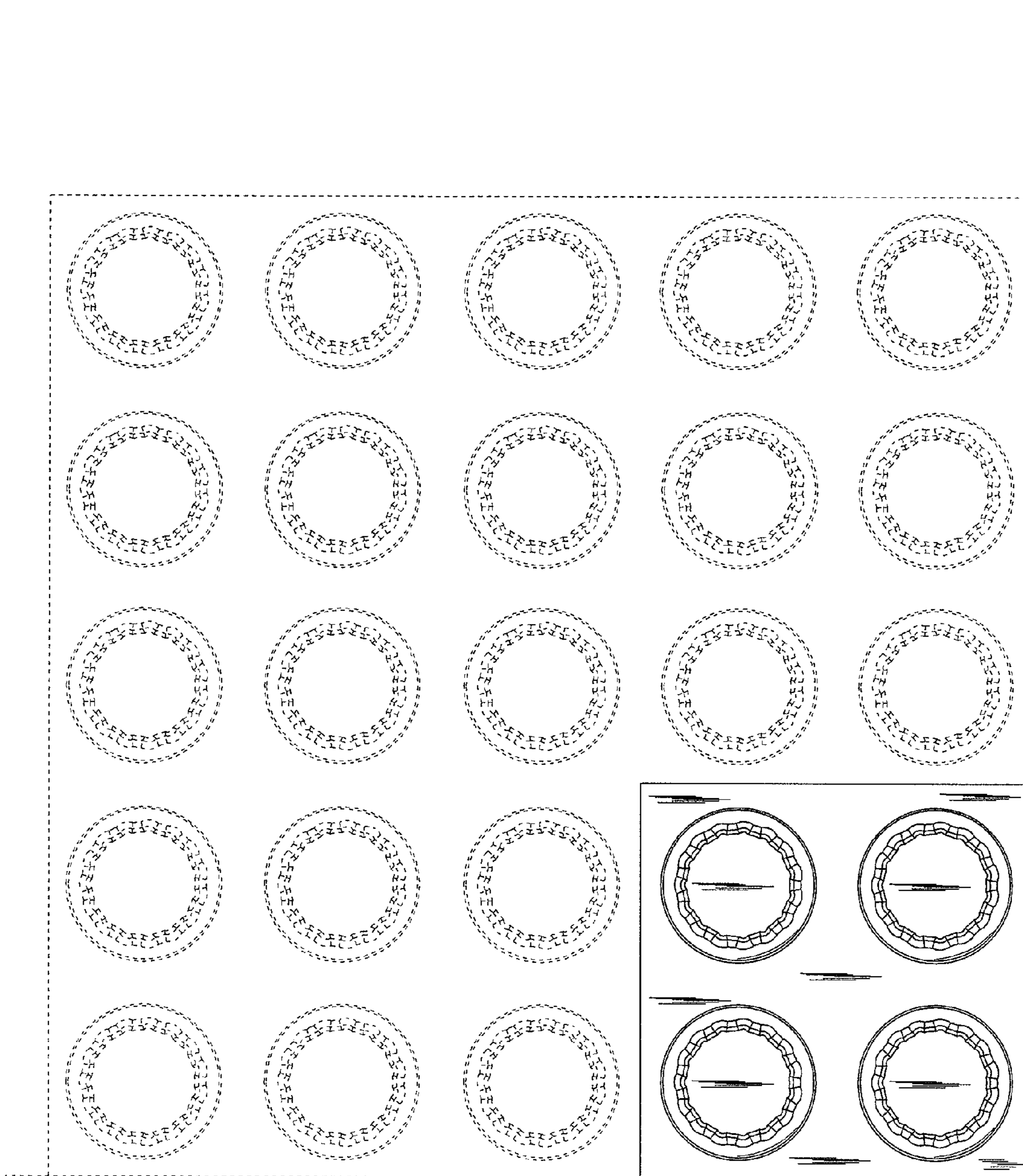


FIG. 3

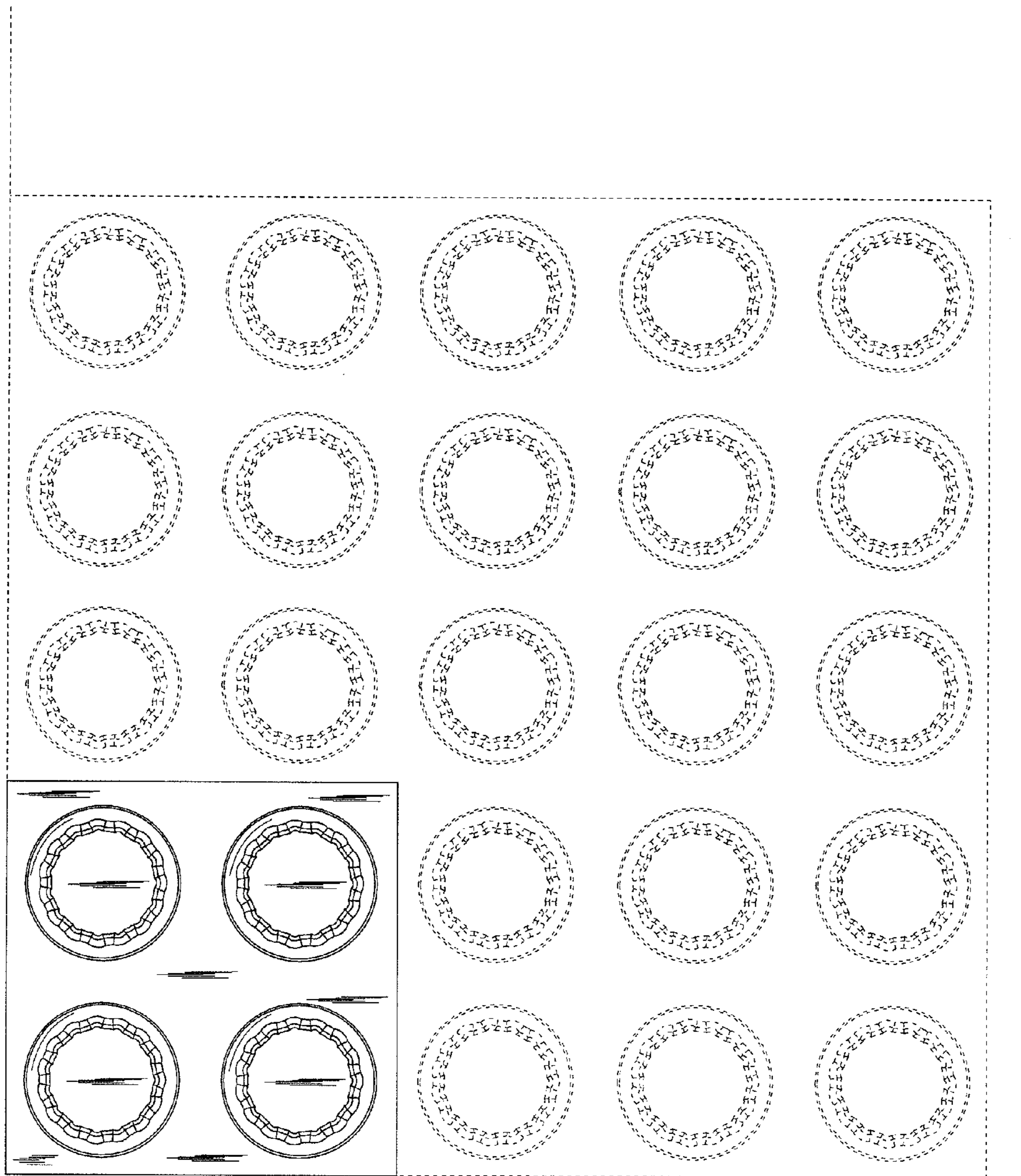


FIG. 4

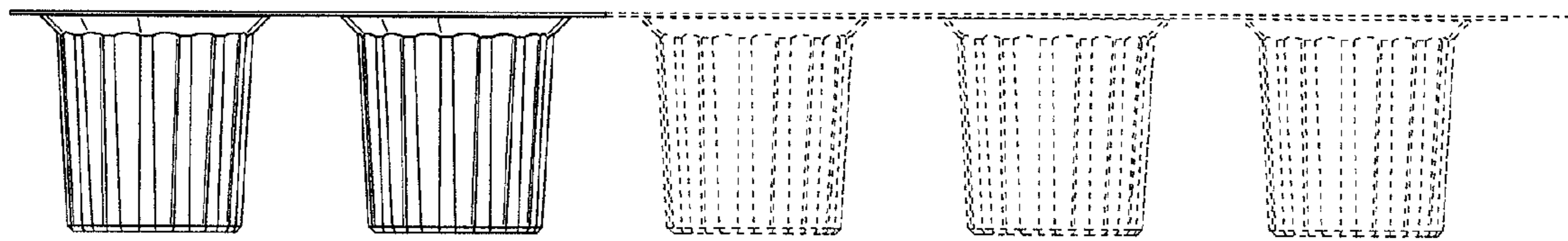


FIG. 5

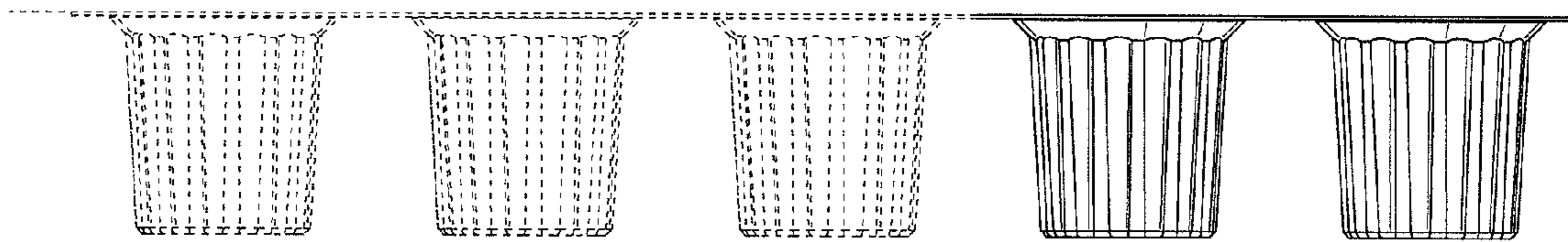


FIG. 6

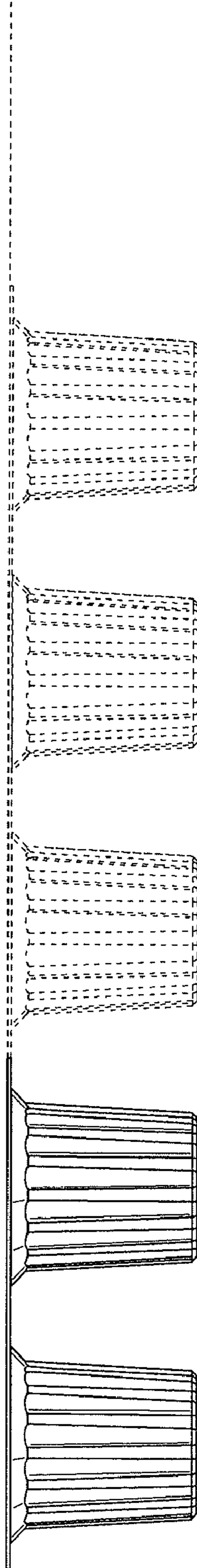


FIG. 7

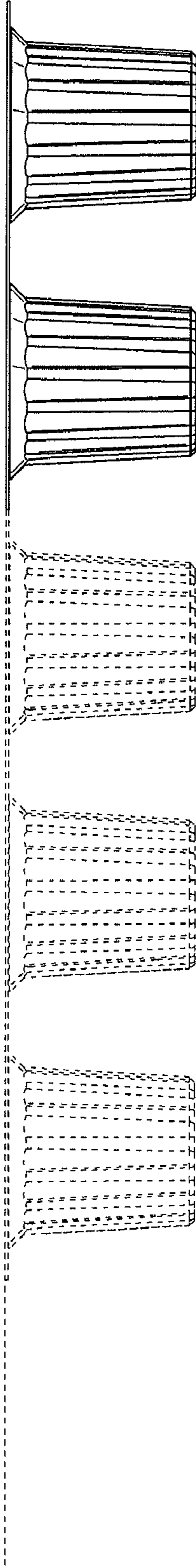


FIG. 8

UNITED STATES PATENT AND TRADEMARK OFFICE
CERTIFICATE OF CORRECTION

PATENT NO. : D616,265 S
APPLICATION NO. : 29/343512
DATED : May 25, 2010
INVENTOR(S) : Darrell A. Kulzer and Gilbert Martinez

Page 1 of 1

It is certified that error appears in the above-identified patent and that said Letters Patent is hereby corrected as shown below:


On the Title page, item [75]

Inventor: Darrell A. Kulzer, Denver, CO (US)

should be corrected to read:

Inventors: Darrell A. Kulzer, Denver, CO (US); Gilbert Martinez, Firestone, CO (US)

Signed and Sealed this
Twenty-sixth Day of June, 2012



David J. Kappos
Director of the United States Patent and Trademark Office