



US00D616263S

(12) **United States Design Patent**  
**Lee et al.**

(10) **Patent No.:** **US D616,263 S**  
(45) **Date of Patent:** **\*\* May 25, 2010**

(54) **TONG**

(75) Inventors: **Stuart Harvey Lee**, Forest Hills, NY (US); **Jochen Schaepers**, New York, NY (US); **Lindsay Mannix**, Falls Church, VA (US); **Christian Von Heifner**, Brooklyn, NY (US)

(73) Assignee: **Robinson Home Products, Inc.**, Buffalo, NY (US)

(\*\*) Term: **14 Years**

(21) Appl. No.: **29/342,656**

(22) Filed: **Aug. 28, 2009**

(51) **LOC (9) Cl.** ..... **07-06**

(52) **U.S. Cl.** ..... **D7/686**

(58) **Field of Classification Search** ..... D7/368,  
D7/669, 683, 687, 401.1; 294/99.1, 99.2,  
294/118, 119

See application file for complete search history.

(56) **References Cited**

**U.S. PATENT DOCUMENTS**

1,540,694 A \* 6/1925 Herrick ..... 294/99.2  
D85,789 S \* 12/1931 Taintor ..... D7/686  
2,839,325 A \* 6/1958 Jeanfavre ..... 294/99.2  
3,929,363 A \* 12/1975 Kahan ..... 294/1.4

D327,610 S \* 7/1992 Loechel et al. .... D7/686  
D439,810 S \* 4/2001 Lambrecht et al. .... D7/686  
D502,367 S \* 3/2005 Claypool et al. .... D7/686

\* cited by examiner

*Primary Examiner*—Terry A Wallace

(74) *Attorney, Agent, or Firm*—Stephen B. Salai, Esq.;  
Michael J. Didas, Esq.; Harter Secrest & Emery LLP

(57) **CLAIM**

The ornamental design for a tong, as shown and described.

**DESCRIPTION**

FIG. 1 is a front perspective view of the tong showing our new design;

FIG. 2 is a front elevation view of the tong shown in FIG. 1;  
FIG. 3 is a right side elevation view of the tong shown in FIG. 1;

FIG. 4 is a rear elevation view of the tong shown in FIG. 1;  
FIG. 5 is a left side elevation view of the tong shown in FIG. 1;

FIG. 6 is a top view of the tong of FIGS. 1; and,

FIG. 7 is a bottom view of the tong of FIG. 1.

The broken lines shown in FIGS. 1–7 are for illustrative purposes only and form no part of the claimed design.

**1 Claim, 6 Drawing Sheets**

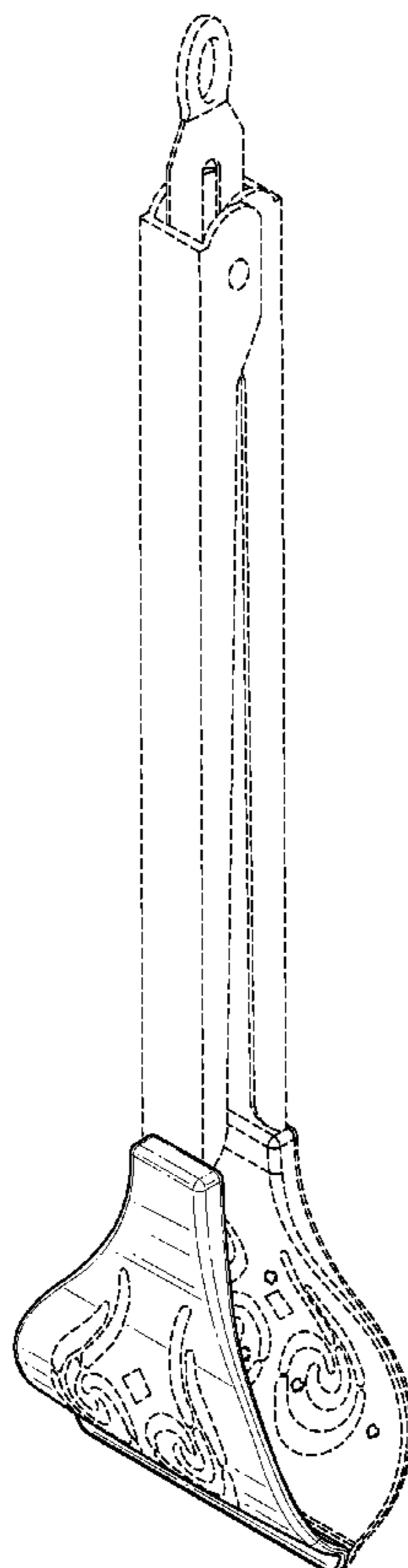


FIG. 1

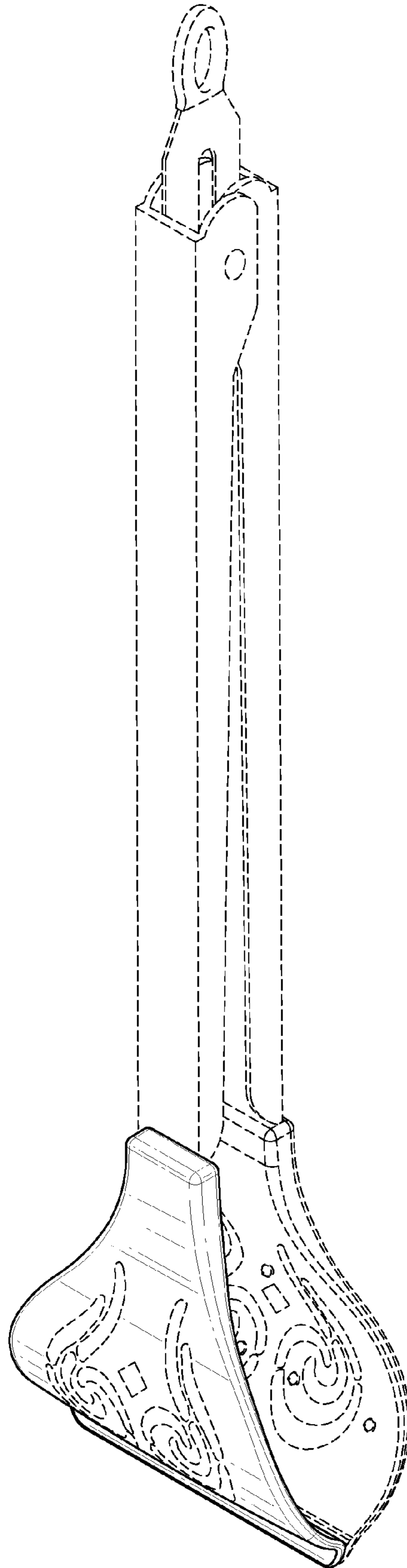
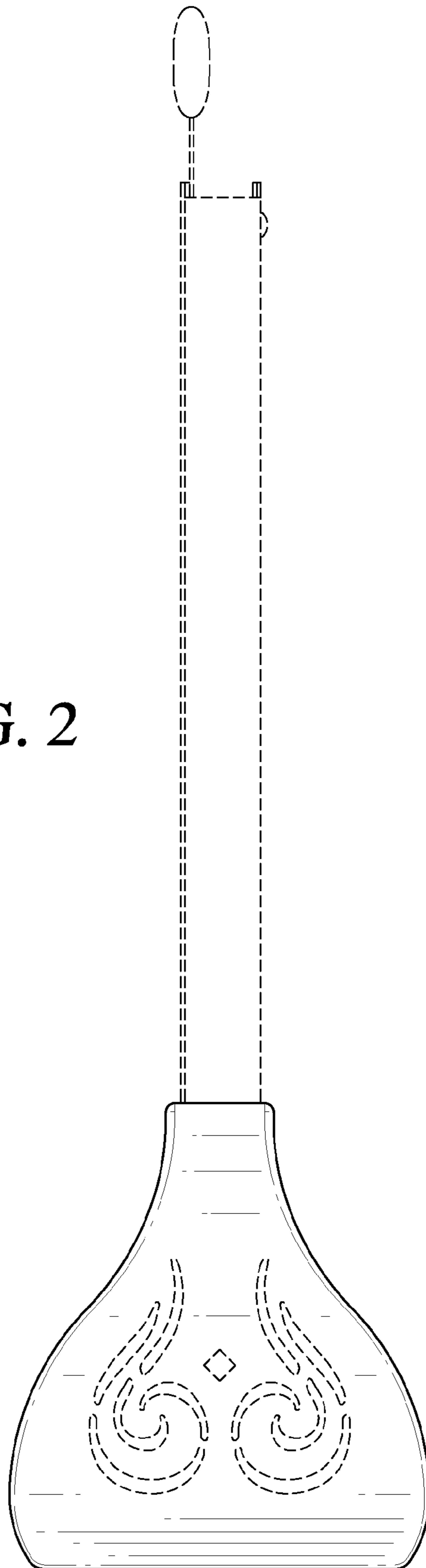


FIG. 2



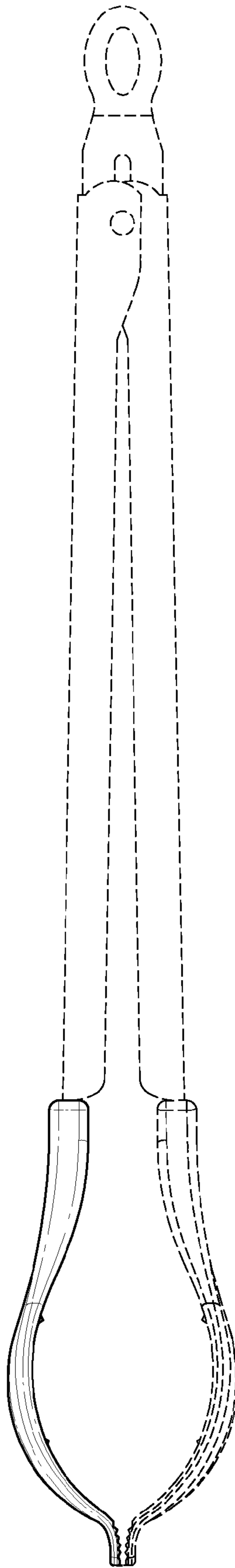
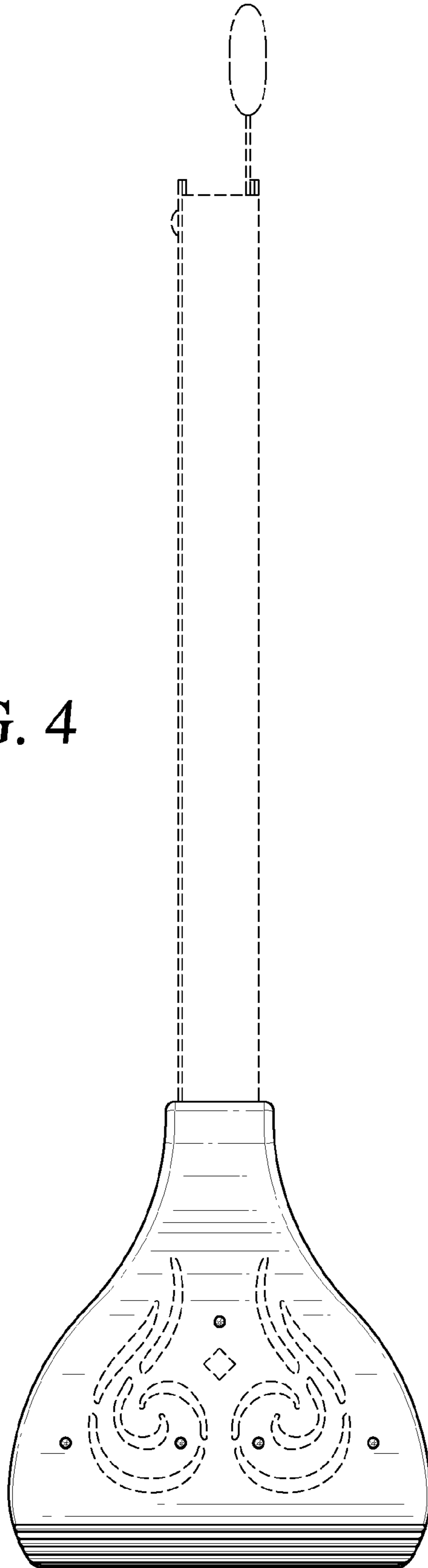


FIG. 3

FIG. 4



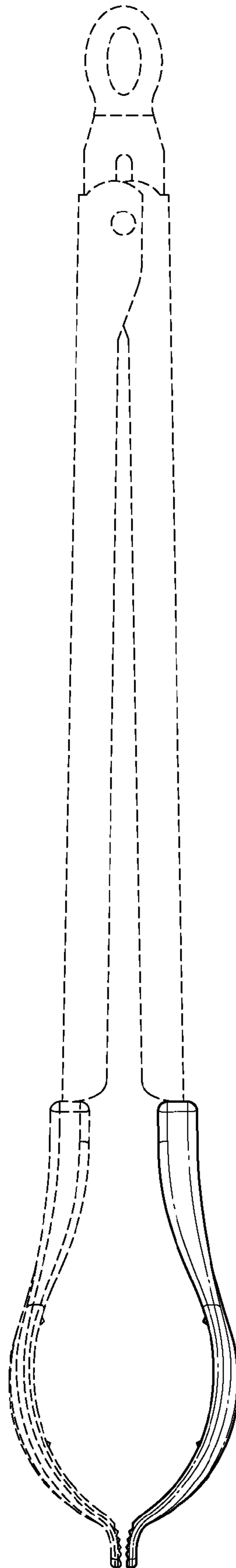
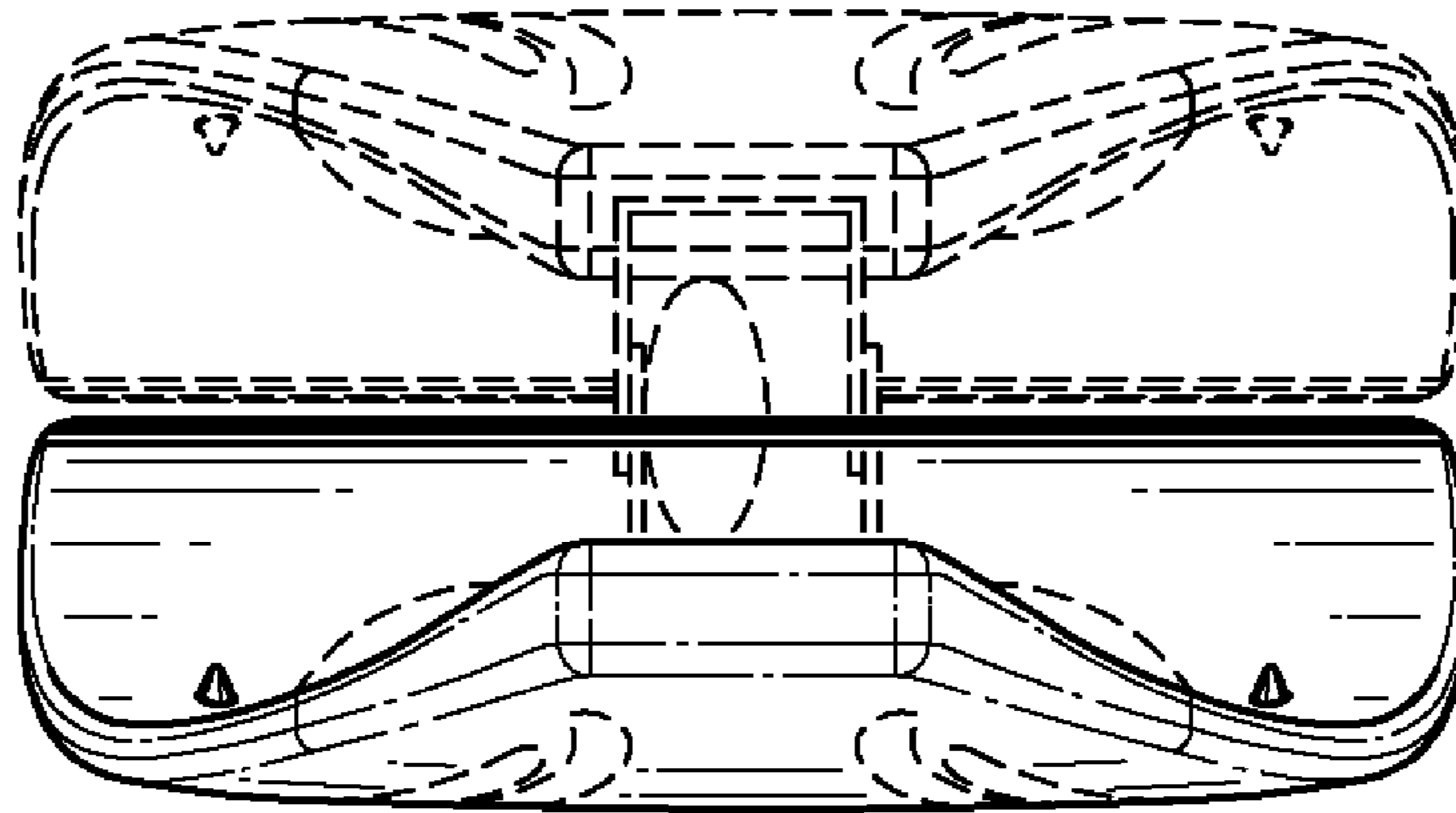



FIG. 5



**FIG. 6**



**FIG. 7**