



US00D616261S

(12) **United States Design Patent**  
**Lundström**

(10) **Patent No.:** **US D616,261 S**

(45) **Date of Patent:** **\*\* May 25, 2010**

(54) **SPICE MILL**

(76) **Inventor:** **Magnus Lundström**, 49 E. 21 St., #2A,  
New York, NY (US) 10010

(\*\*) **Term:** **14 Years**

(21) **Appl. No.:** **29/340,180**

(22) **Filed:** **Jul. 14, 2009**

(51) **LOC (9) Cl.** ..... **07-06**

(52) **U.S. Cl.** ..... **D7/679**

(58) **Field of Classification Search** ..... D7/679,  
D7/590-598; 22/480, 142.1-142.9; 241/168,  
241/169.1, 169.2, 273.1-273.4, 286  
See application file for complete search history.

(56) **References Cited**

**U.S. PATENT DOCUMENTS**

D187,040 S \* 1/1960 Strauss ..... D7/597  
3,235,130 A \* 2/1966 Waither et al. .... 222/142.9  
3,476,297 A \* 11/1969 Swett et al. .... 222/480

D446,692 S \* 8/2001 Bodum ..... D7/679  
D455,324 S \* 4/2002 Wright ..... D7/679  
D484,371 S \* 12/2003 Tang et al. .... D7/679

\* cited by examiner

*Primary Examiner*—Terry A Wallace

(74) *Attorney, Agent, or Firm*—Zakhar Shusterman

(57) **CLAIM**

The ornamental design for a spice mill, as shown and described.

**DESCRIPTION**

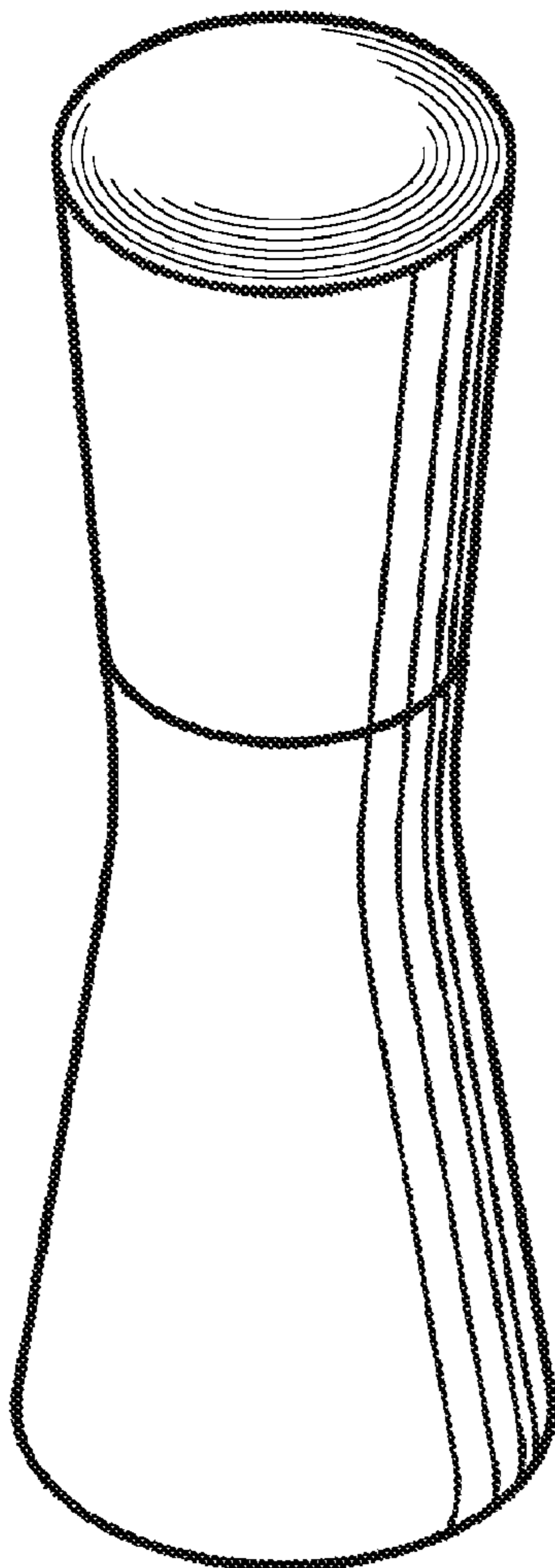
FIG. 1 is an front perspective view of a spice mill showing my design.

FIG. 2 is a front view thereof; the right side, left side, and rear views are identical to the front view.

FIG. 3 is a top plan view thereof; and,

FIG. 4 is a bottom plan view thereof.

**1 Claim, 2 Drawing Sheets**



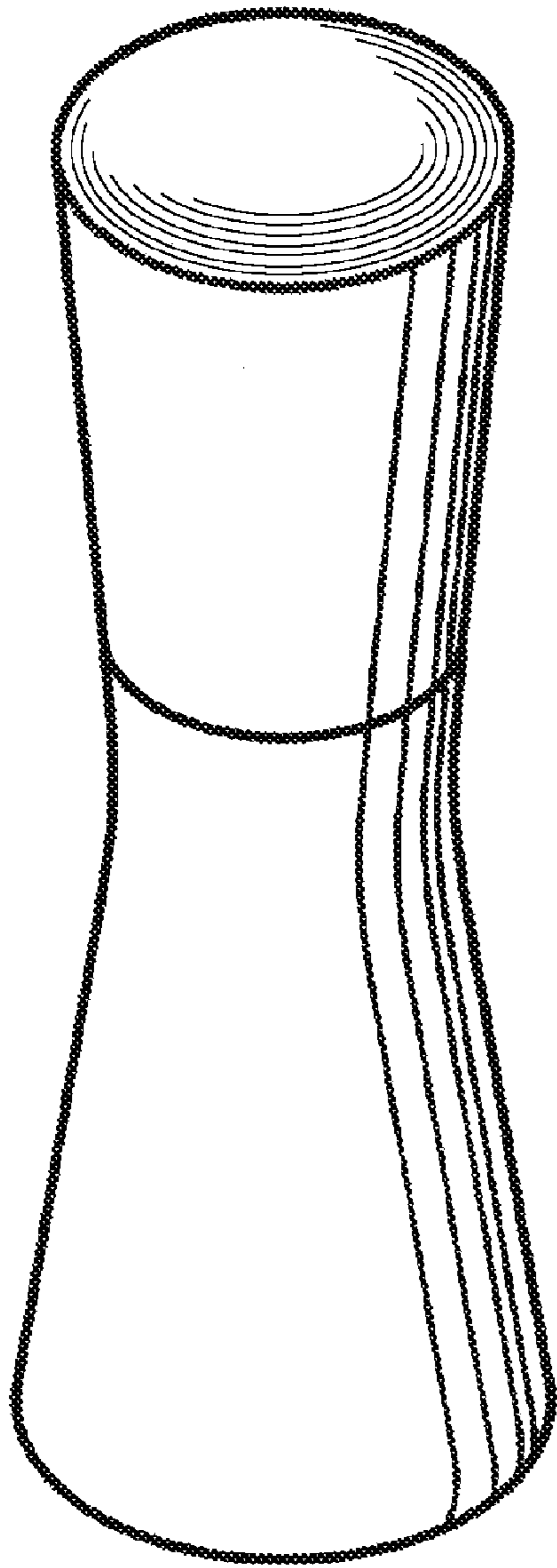


FIG. 1

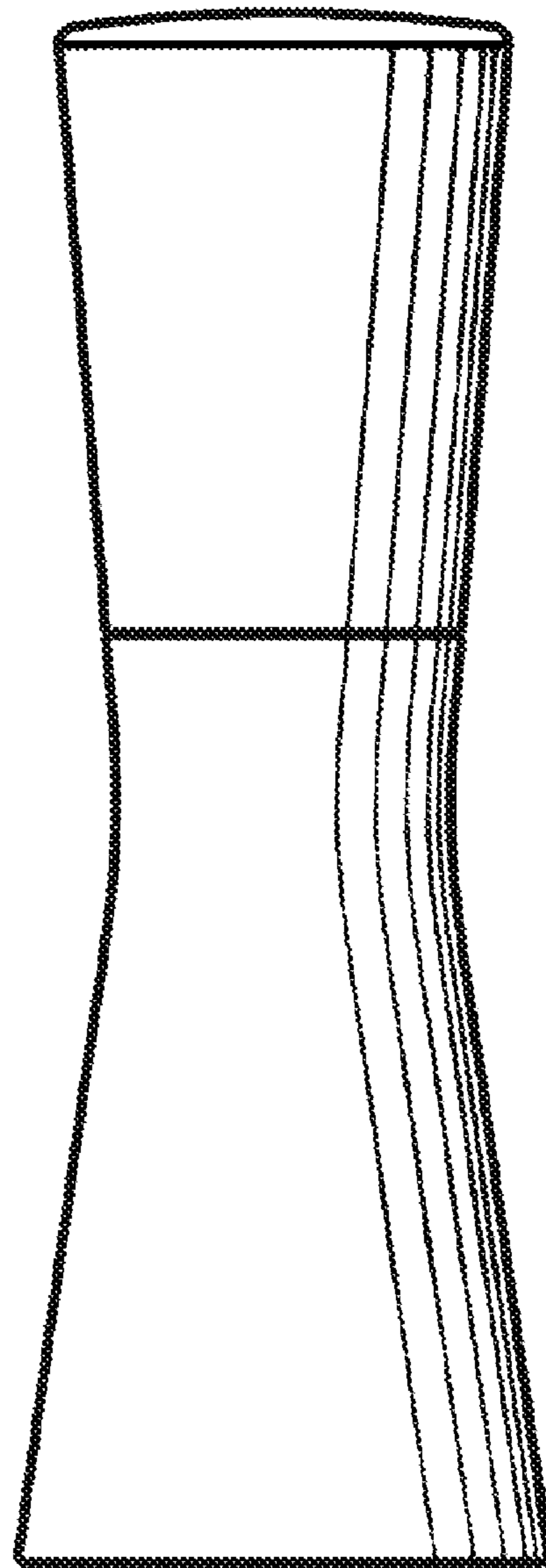


FIG. 2

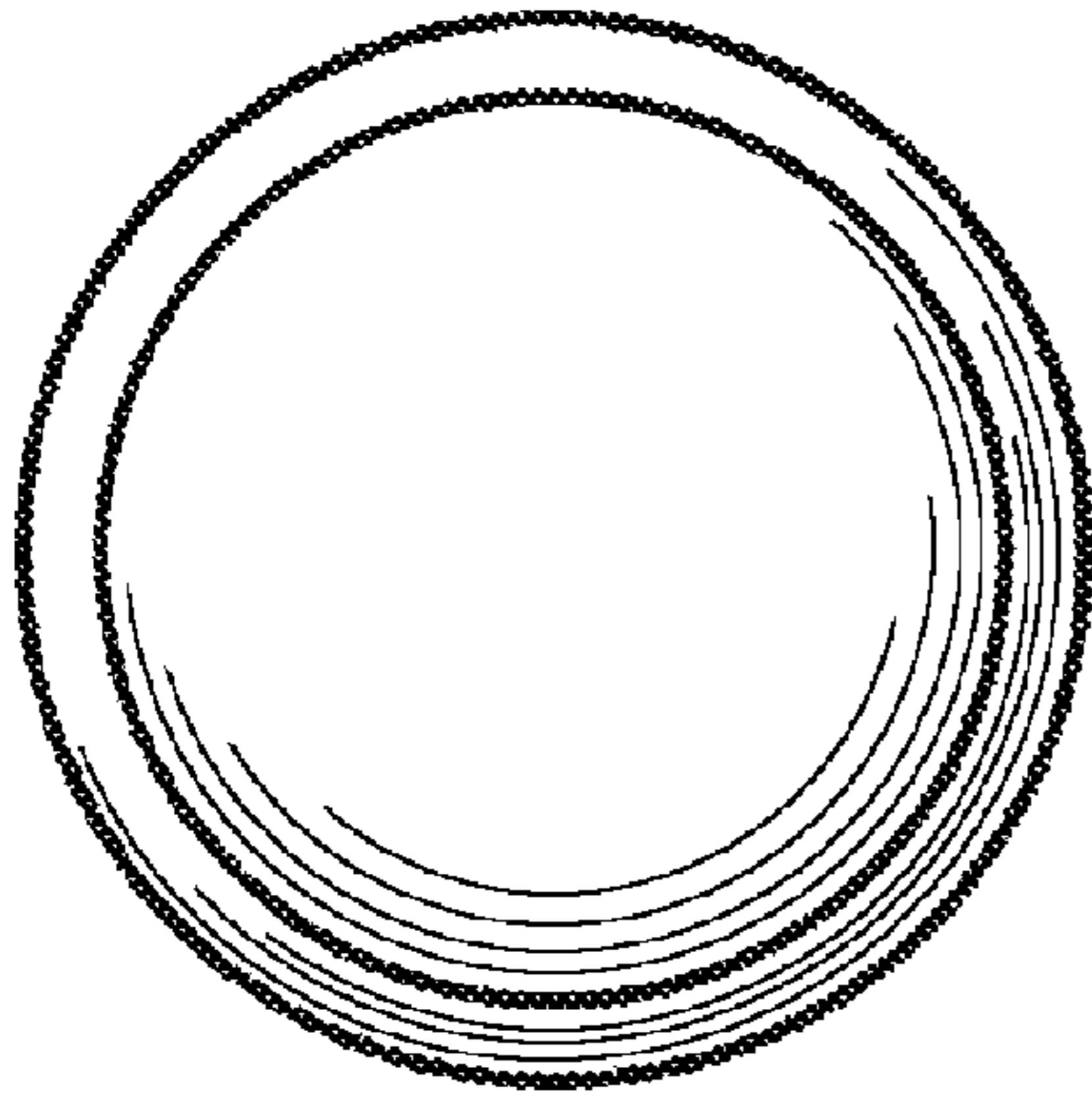


FIG. 3




FIG. 4