



US00D616239S

(12) **United States Design Patent**
Sawyer

(10) **Patent No.:** **US D616,239 S**
(45) **Date of Patent:** **** May 25, 2010**

(54) **ATTACHABLE ARMREST**

(76) **Inventor:** **Ray B. Sawyer**, 15 Wendover La., Palm Coast, FL (US) 32164

(**) **Term:** **14 Years**

(21) **Appl. No.:** **29/351,675**

(22) **Filed:** **Dec. 9, 2009**

(51) **LOC (9) Cl.** **06-13**

(52) **U.S. Cl.** **D6/610**

(58) **Field of Classification Search** D6/610-612,
D6/616, 582-584; 297/219.1-229; 5/653,
5/655; 150/154, 158, 165

See application file for complete search history.

(56) **References Cited**

U.S. PATENT DOCUMENTS

2,554,344	A *	5/1951	Pattison	D6/610
D243,304	S	2/1977	Fuqua		
D313,917	S *	1/1991	Valliere	D6/610
D346,297	S *	4/1994	Capriotti	D6/610
D368,616	S *	4/1996	Hoover	D6/610
D372,920	S *	8/1996	Bragg et al.	D6/610
5,605,374	A	2/1997	Perry		
D382,165	S	8/1997	Ruiz		
D388,998	S *	1/1998	Dubiel	D6/611
D402,845	S *	12/1998	Hanzok	D6/610
D402,846	S *	12/1998	Licata et al.	D6/611
D447,902	S *	9/2001	Black	D6/611
6,578,914	B2	6/2003	Artsvelyan		

D478,763	S *	8/2003	Brown et al.	D6/611
6,604,789	B1	8/2003	Downing		
D511,431	S *	11/2005	Spielvogel et al.	D6/611
7,077,479	B1	7/2006	Phillips		
D542,073	S *	5/2007	Moshopoulos	D6/611
7,261,374	B2	8/2007	Potosky		
D572,069	S *	7/2008	McQueen	D6/611
7,451,396	B2	11/2008	Storisteanu		
2003/0214162	A1	11/2003	Romano et al.		
2006/0055215	A1	3/2006	Potosky		

* cited by examiner

Primary Examiner—T. Chase Nelson
Assistant Examiner—David G Muller


(57) **CLAIM**

The ornamental design for an attachable armrest, as shown and described.

DESCRIPTION

FIG. 1 is a perspective view of an attachable armrest showing my new design;
FIG. 2 is a top view thereof;
FIG. 3 is a bottom view thereof;
FIG. 4 is a side view thereof (opposite side view is mirror image);
FIG. 5 is a front view thereof; and,
FIG. 6 is a back view thereof.

1 Claim, 3 Drawing Sheets



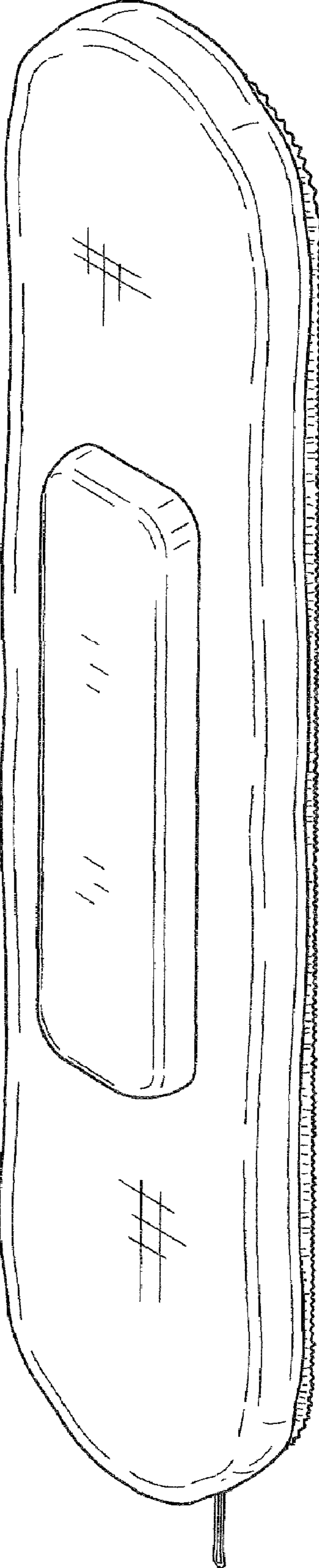


FIG. 1

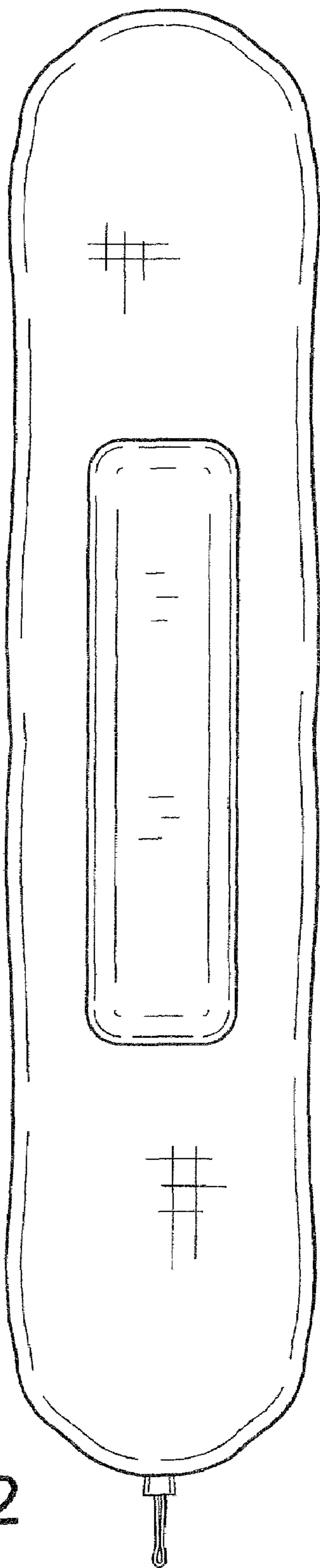


FIG. 2

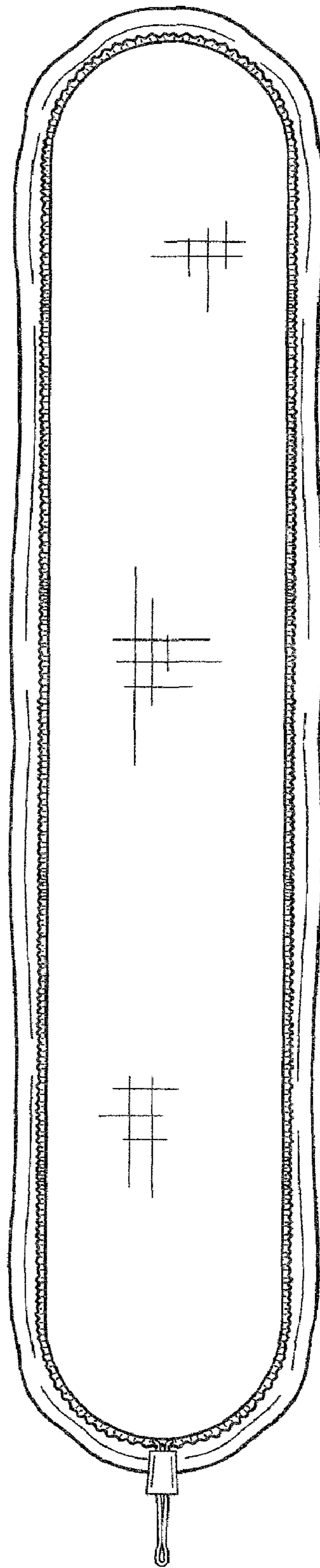


FIG. 3

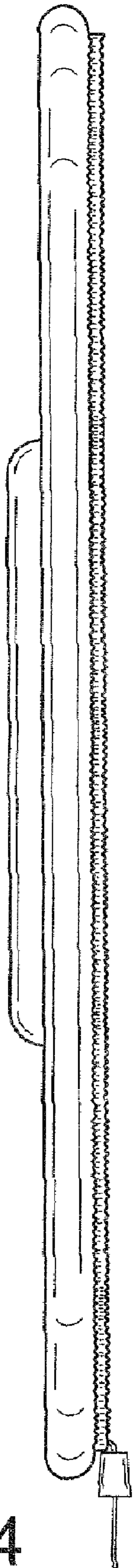


FIG. 4

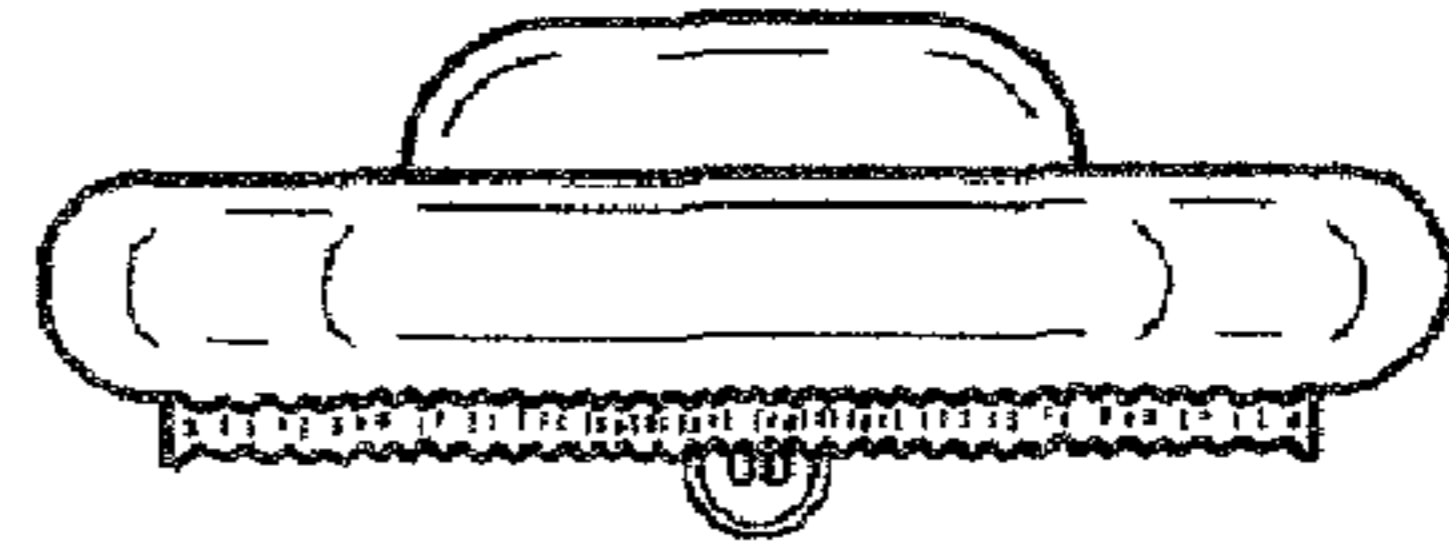


FIG. 5

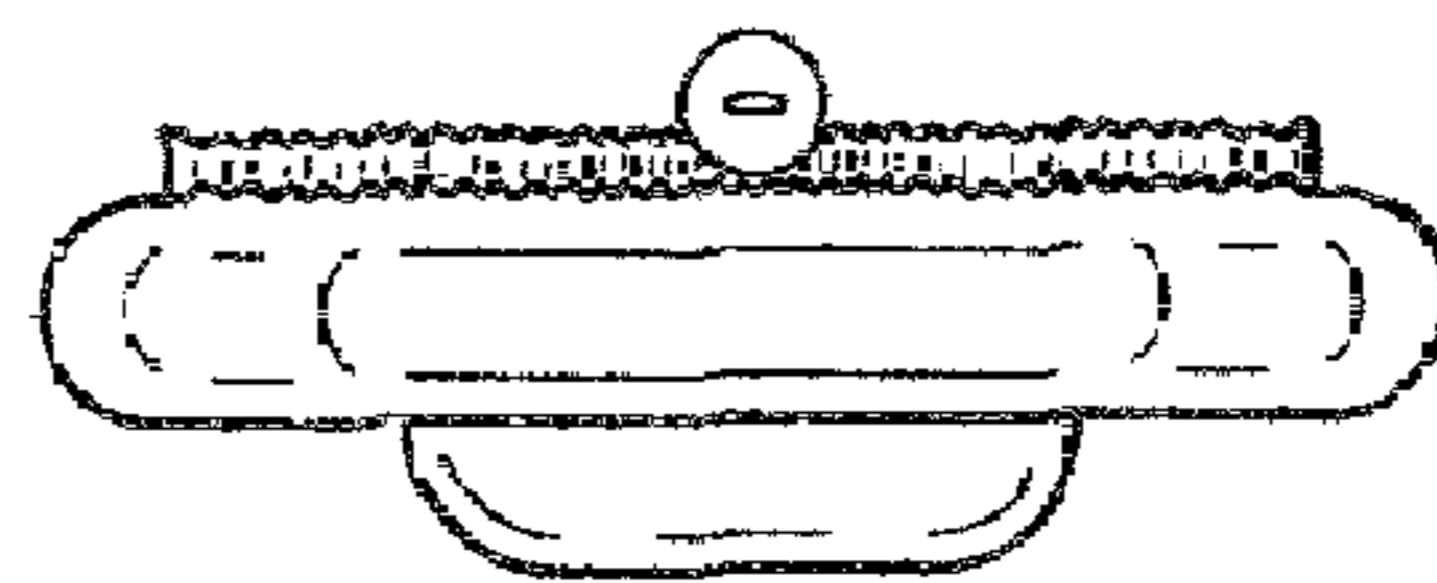


FIG. 6