



US00D616219S

(12) **United States Design Patent**  
**Herron et al.**

(10) **Patent No.:** **US D616,219 S**  
(45) **Date of Patent:** **\*\* May 25, 2010**

(54) **PLATE PEDESTAL**

(75) Inventors: **William E. Herron**, Long Beach, MS  
(US); **Lisa C. Herron**, Long Beach, MS  
(US)

(73) Assignee: **Billes Products, L.L.C.**, New Orleans,  
LA (US)

(\*\*) Term: **14 Years**

(21) Appl. No.: **29/342,188**

(22) Filed: **Aug. 20, 2009**

(51) **LOC (9) Cl.** ..... **06-04**

(52) **U.S. Cl.** ..... **D6/449**

(58) **Field of Classification Search** ..... D6/480-489,  
D6/495-499, 439, 431, 423, 477-479, 449,  
D6/349; 108/129, 132, 120; 248/188, 188.1,  
248/188.8; D11/154, 131; 428/12; D8/349-354;  
D20/10; D25/22, 47, 49, 102, 119  
See application file for complete search history.

(56) **References Cited**

**U.S. PATENT DOCUMENTS**

D226,545 S \* 3/1973 Hollingsworth ..... D6/349  
D253,528 S \* 11/1979 Sun ..... D11/131

4,792,470 A \* 12/1988 Clark ..... 428/12  
D333,229 S \* 2/1993 Bareiss ..... D6/495  
D346,083 S \* 4/1994 Bareiss ..... D6/495  
D465,348 S \* 11/2002 Lucatello ..... D6/396

\* cited by examiner

*Primary Examiner*—Philip S Hyder  
*Assistant Examiner*—Sydney R Buffalow  
(74) *Attorney, Agent, or Firm*—Roy Kiesel

(57) **CLAIM**

The ornamental design for plate pedestal, is as shown and described.

**DESCRIPTION**

FIG. 1 is a perspective view of plate pedestal incorporating the inventive design.

FIG. 2 is a top view thereof;

FIG. 3 is a bottom view thereof;

FIG. 4 is a front view thereof;

FIG. 5 is a back view thereof;

FIG. 6 is a right view thereof; and,

FIG. 7 is a left view thereof.

**1 Claim, 4 Drawing Sheets**

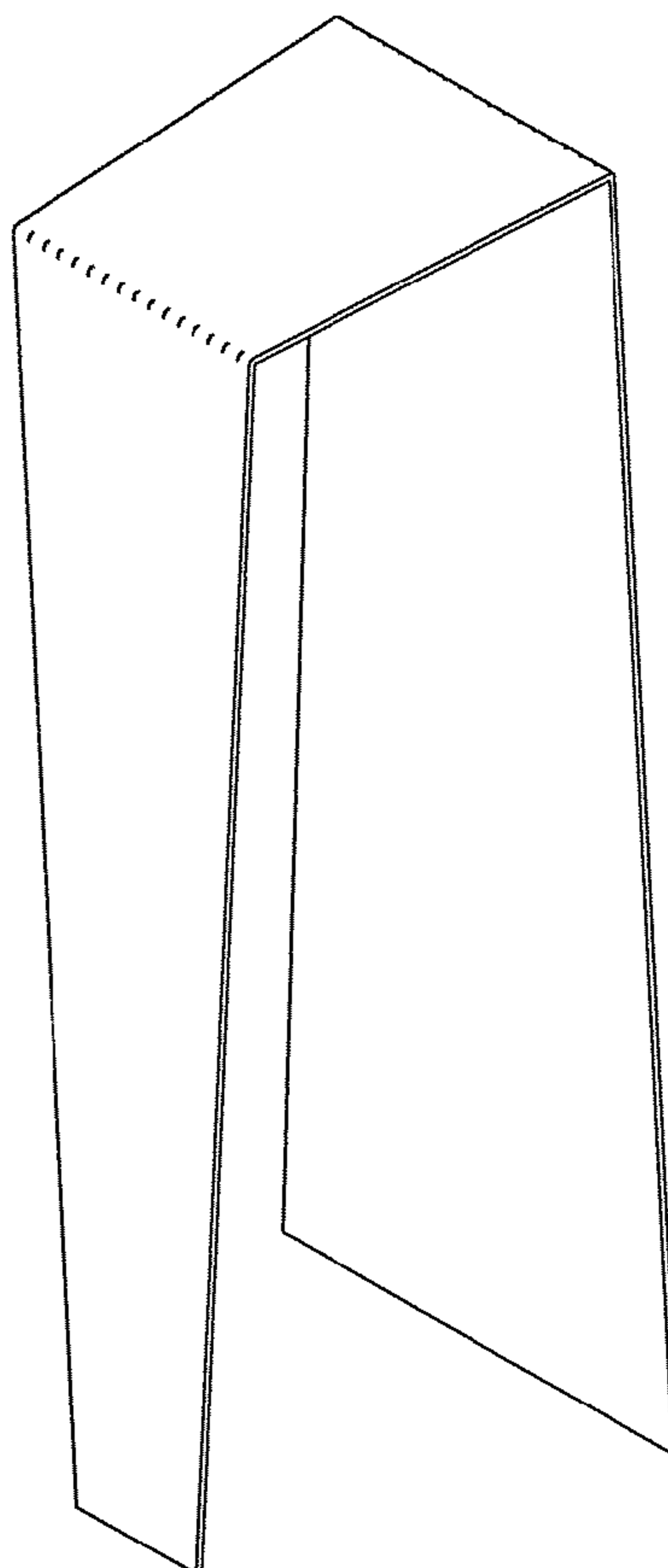




FIG. 1

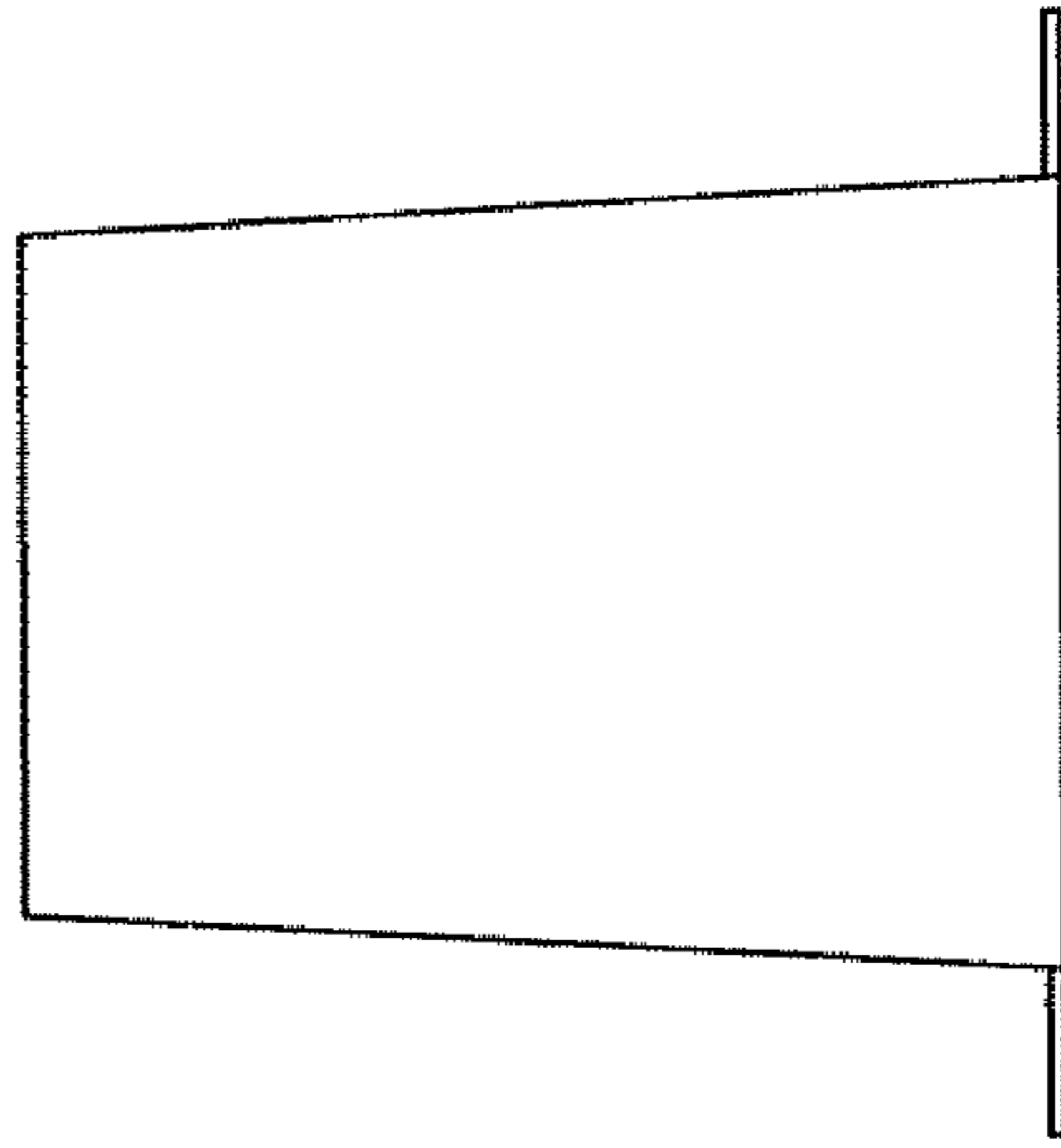


FIG. 2

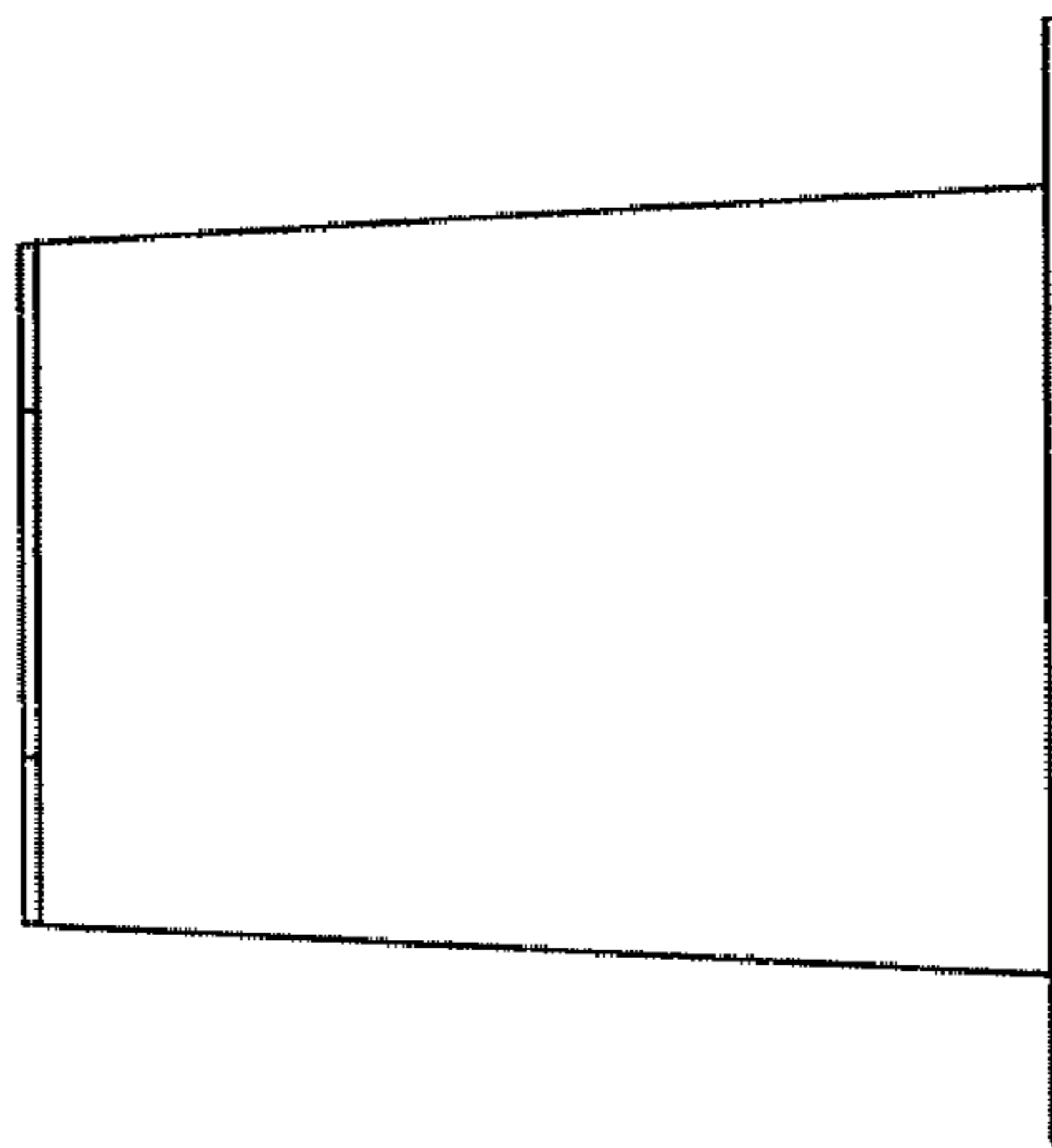


FIG. 3




FIG. 4




FIG. 5

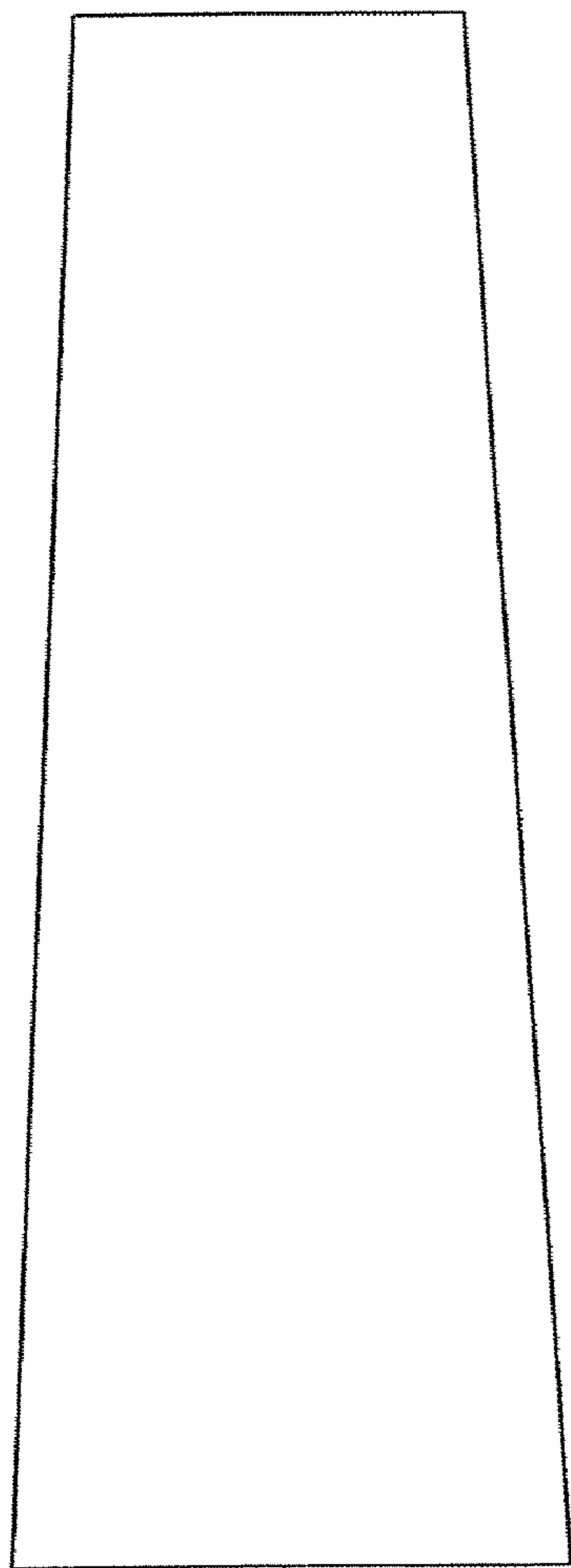


FIG. 6

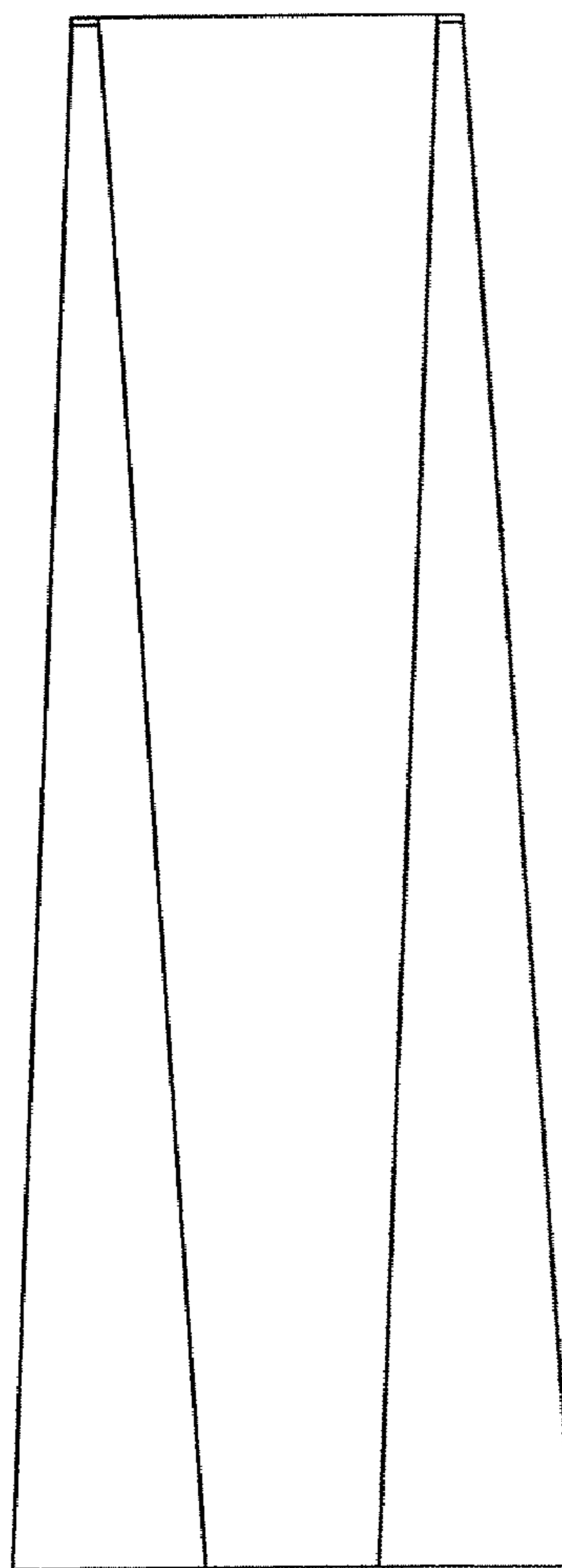


FIG. 7