



US00D616206S

(12) **United States Design Patent**
Junting

(10) **Patent No.:** **US D616,206 S**

(45) **Date of Patent:** **** May 25, 2010**

(54) **HANDLE FOR HAIR BRUSH**

(75) Inventor: **Mao Junting**, Ningbo (CN)

(73) Assignee: **Longwell Plastic & Metal Products Co., Ltd.**, Ningbo (CN)

(**) Term: **14 Years**

(21) Appl. No.: **29/300,704**

(22) Filed: **Apr. 29, 2008**

(30) **Foreign Application Priority Data**

Oct. 30, 2007 (CN) 2007 3 0340782

(51) **LOC (9) Cl.** **04-02**

(52) **U.S. Cl.** **D4/138**

(58) **Field of Classification Search** D4/132-134,
D4/136, 138; D7/393, 395, 401.2; 15/143.1,
15/159.1, 160, 186-188; D8/107, 300, 303,
D8/DIG. 4, DIG. 7, DIG. 8; 16/430, DIG. 12,
16/DIG. 19; 81/177.1, 489, 492

See application file for complete search history.

(56) **References Cited**

U.S. PATENT DOCUMENTS

D52,489 S * 9/1918 Palmer D8/303
D415,007 S * 10/1999 Jimenez et al. D8/107
D469,258 S * 1/2003 Wang D4/128

FOREIGN PATENT DOCUMENTS

KR 30-029611 S * 6/2002
KR 30-0424447-1 S * 12/2006

* cited by examiner

Primary Examiner—Melanie H Tung

Assistant Examiner—Lavone D Tabor

(74) *Attorney, Agent, or Firm*—Finnegan, Henderson, Farabow, Garrett & Dunner, LLP

(57) **CLAIM**

The ornamental design for a handle for hair brush, as shown and described.

DESCRIPTION

FIG. 1 is a perspective view of a handle for hair brush of my new design;

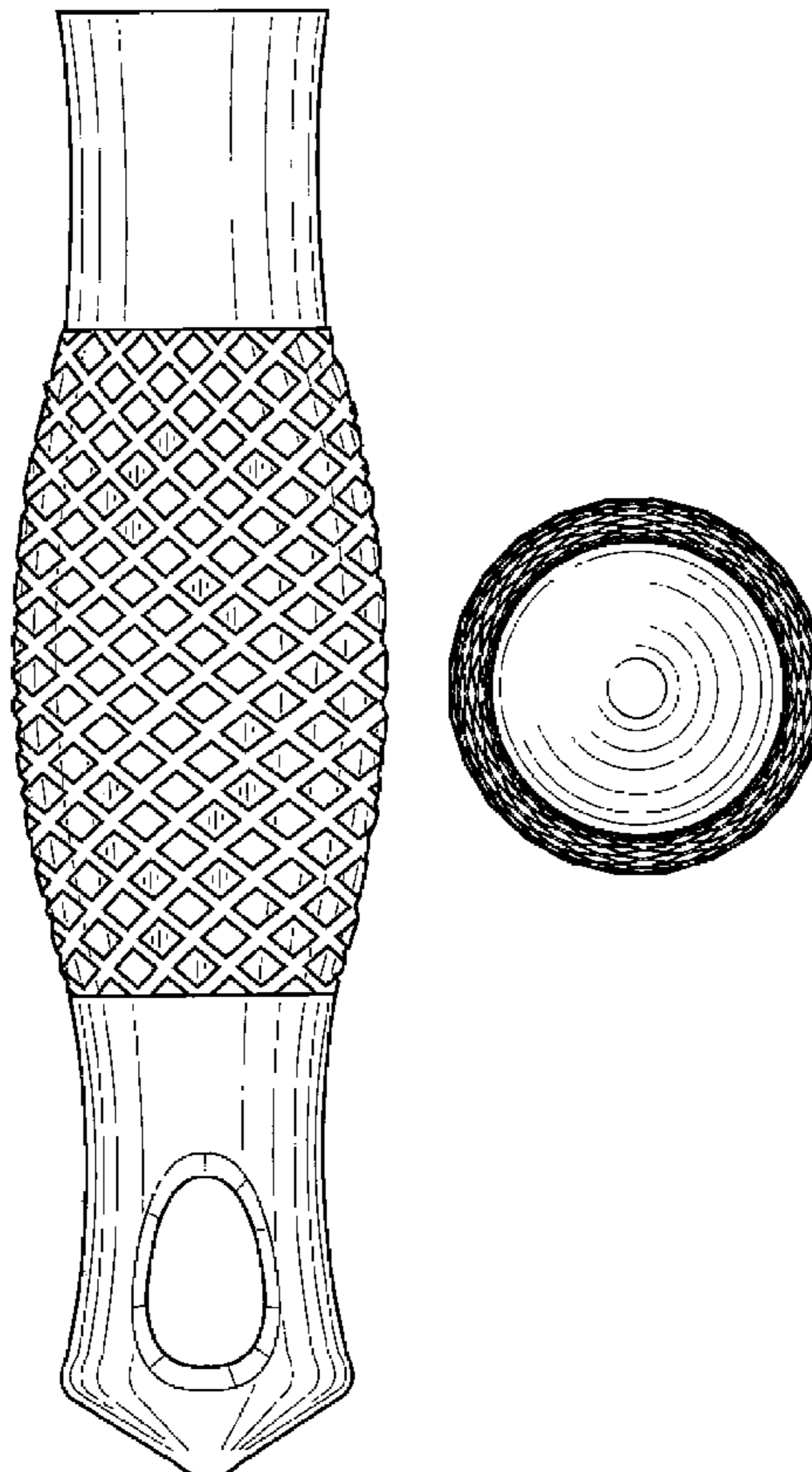
FIG. 2 is a front view thereof, the rear view being identical thereto;

FIG. 3 is a right side view thereof, the left side view being identical thereto; and,

FIG. 4 is an end view thereof.

The end view opposite that depicted in FIG. 4 is not seen during ordinary use of the design, and forms no part of the claimed design.

1 Claim, 3 Drawing Sheets



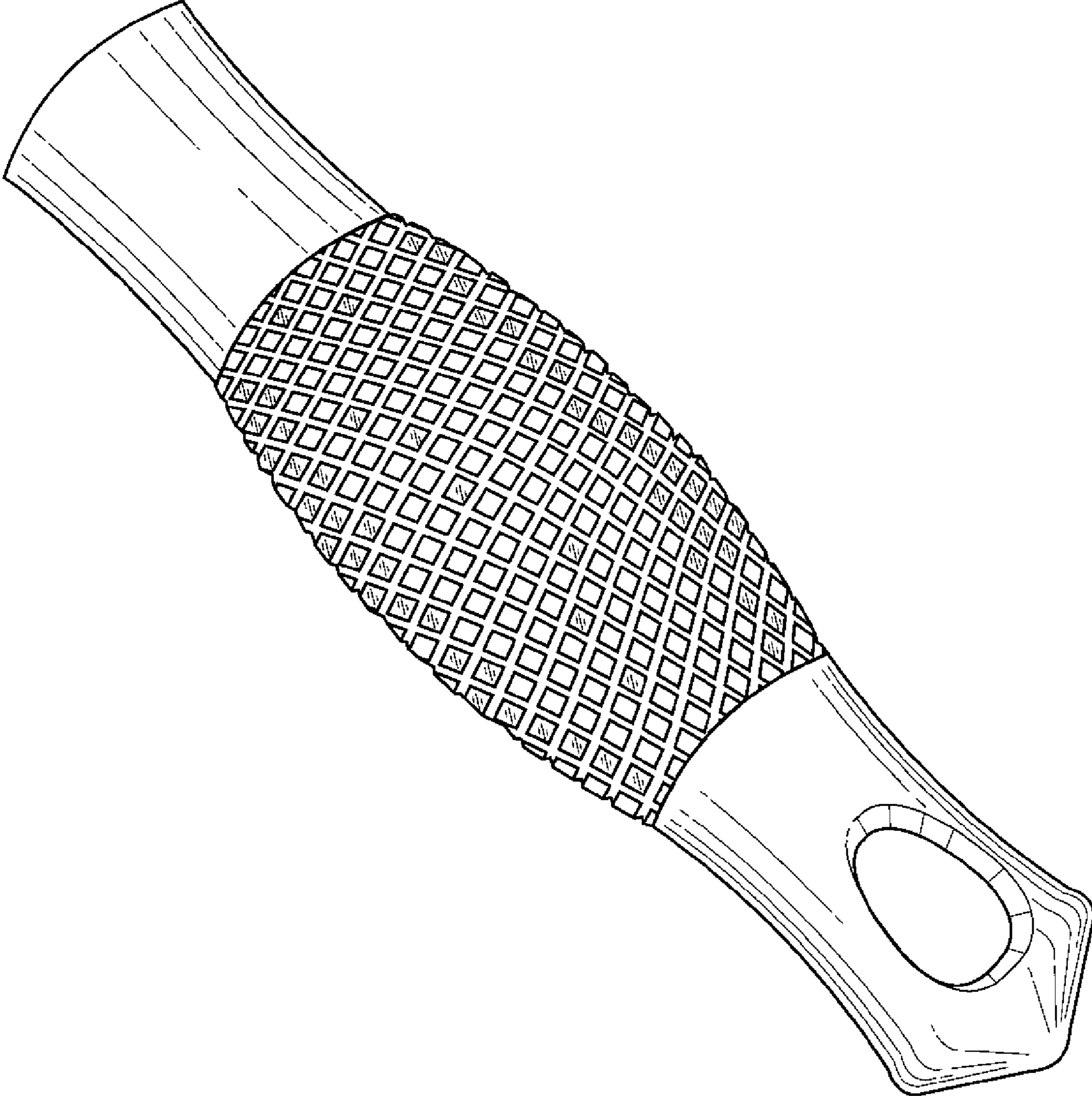


FIG. 1

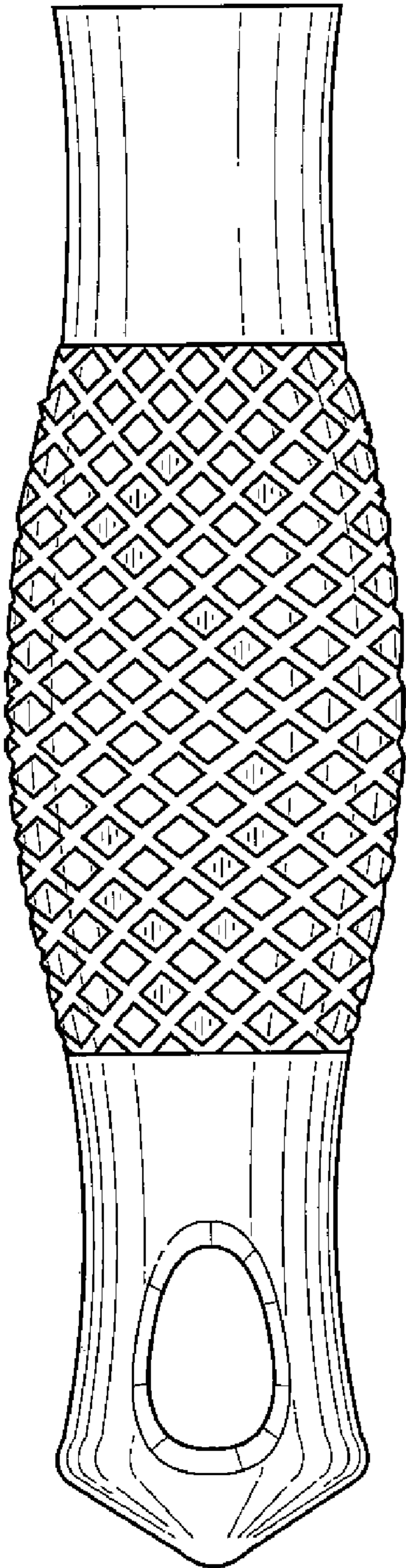


FIG. 2

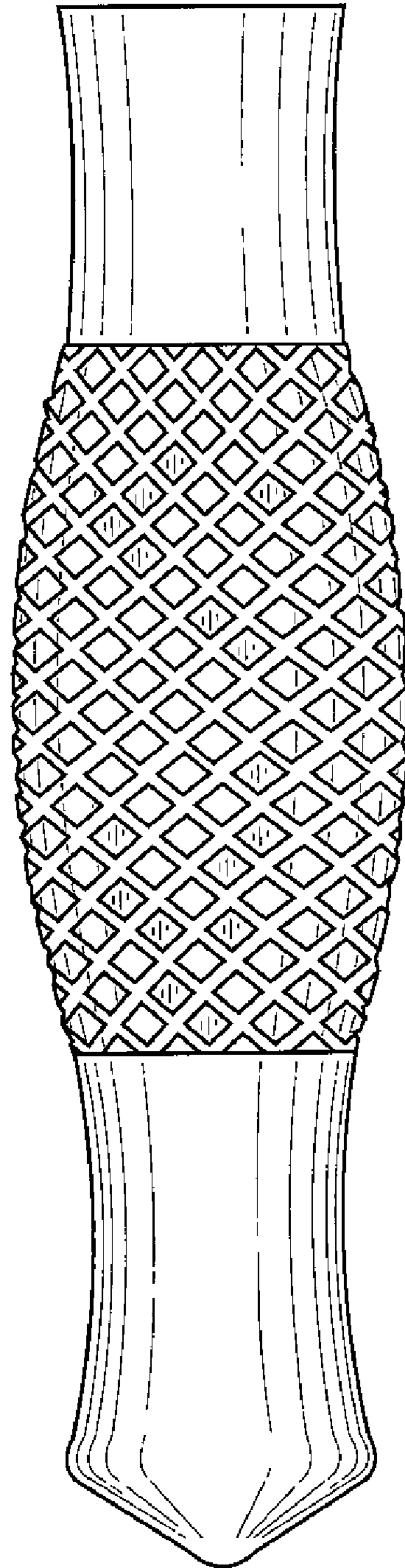


FIG. 3

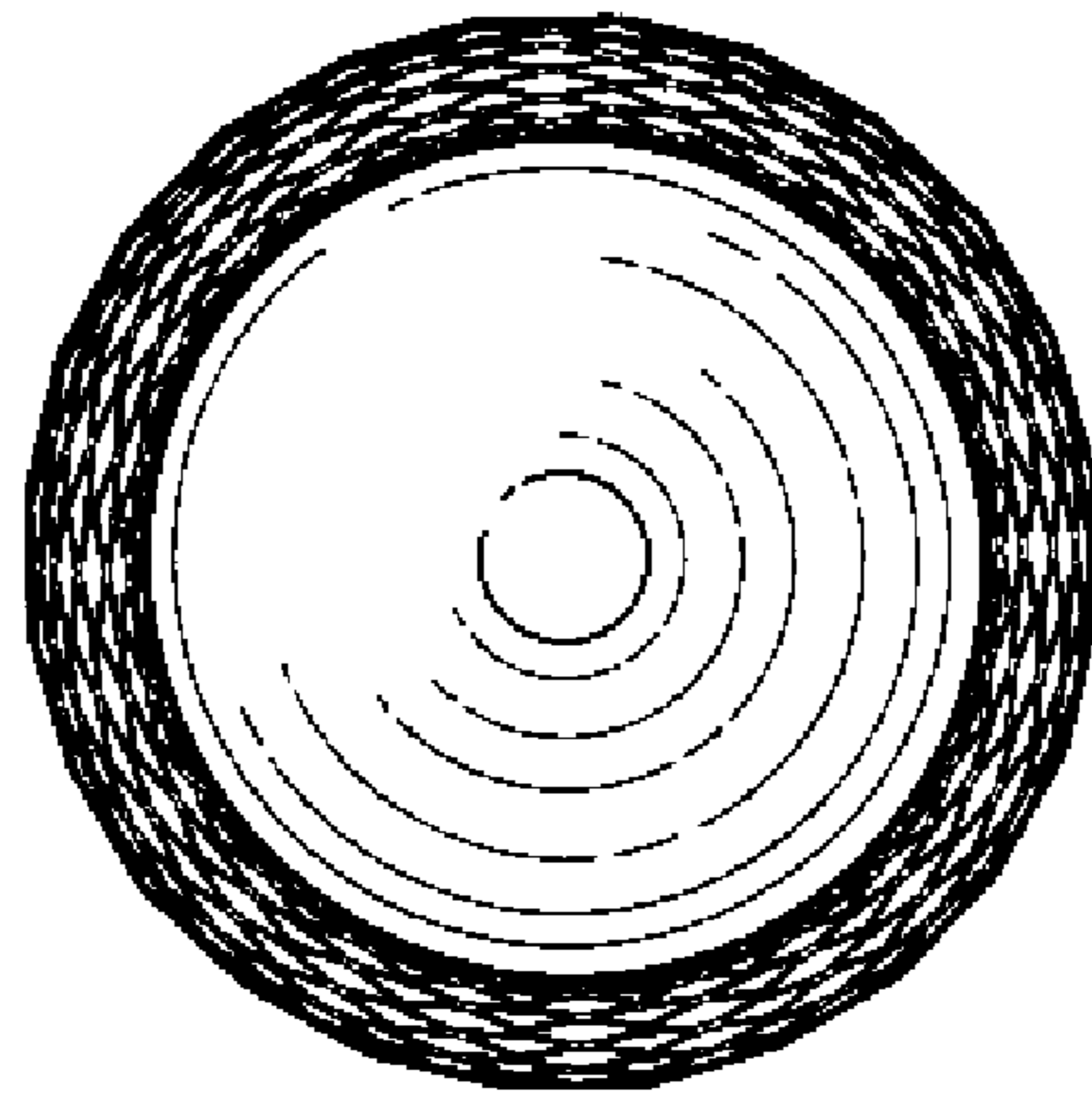


FIG. 4