



US00D616195S

(12) **United States Design Patent**
Hoffer

(10) **Patent No.:** **US D616,195 S**

(45) **Date of Patent:** **** May 25, 2010**

(54) **SHOE UPPER**

D610,341 S * 2/2010 Cooper D2/972

(75) Inventor: **Kevin W. Hoffer**, Portland, OR (US)

(73) Assignee: **NIKE, Inc.**, Beaverton, OR (US)

(**) Term: **14 Years**

(21) Appl. No.: **29/355,255**

(22) Filed: **Feb. 4, 2010**

(51) **LOC (9) Cl.** **02-99**

(52) **U.S. Cl.** **D2/972**

(58) **Field of Classification Search** D2/896,
D2/902, 906-912, 943, 944, 969, 972-974;
36/45-49, 50.1, 77 M, 77 R, 83, 88, 113,
36/114, 126-131

See application file for complete search history.

(56) **References Cited**

U.S. PATENT DOCUMENTS

D364,498 S	11/1995	Teague	
D431,714 S	10/2000	Hatfield et al.	
D501,984 S	2/2005	Allen	
D516,289 S	3/2006	Hlavacs	
D523,222 S	6/2006	Savage	
D528,772 S	9/2006	Portzline	
D529,705 S *	10/2006	Lupo	D2/972
D537,618 S *	3/2007	Huthmaker	D2/972
D544,691 S *	6/2007	Mueller	D2/972
D554,845 S *	11/2007	Caine	D2/972
D570,587 S *	6/2008	Mermet	D2/969
D583,141 S	12/2008	Mermet	
D583,545 S *	12/2008	Lee	D2/972
D583,547 S	12/2008	Mermet	
D587,892 S *	3/2009	Fullum	D2/972
D595,045 S *	6/2009	Dolan	D2/972
D595,498 S *	7/2009	Dolan	D2/972
D595,500 S	7/2009	Mermet	
D601,783 S	10/2009	Pizzuti	
D610,339 S *	2/2010	Mermet	D2/972

OTHER PUBLICATIONS

- Nike Footwear Catalog, Late Spring 1997, p. 8, Published Sep. 1996.
- Nike Footwear Catalog, Fall 1998, p. M32, Published Dec. 1997.
- Nike Footwear Catalog, Holiday 2002, p. 17, Published Mar. 2002.
- Nike Footwear Catalog, Late Spring 2002, p. 38, Published Sep. 2001.
- Nike Footwear Catalog, Spring 2002, p. 97, Published Jun. 2001.
- Nike Footwear Catalog, Holiday 2003, p. 13, Published Mar. 2003.
- Nike Footwear Catalog, Late Spring 2004, p. W2, Published Sep. 2003.
- Nike Footwear Catalog, Fall 2005, p. 7 and 10, Published Nov. 2004.

(Continued)

Primary Examiner—Dominic Simone

(74) *Attorney, Agent, or Firm*—Banner & Witcoff, Ltd.

(57) **CLAIM**

The ornamental design for a shoe upper, as shown and described.

DESCRIPTION

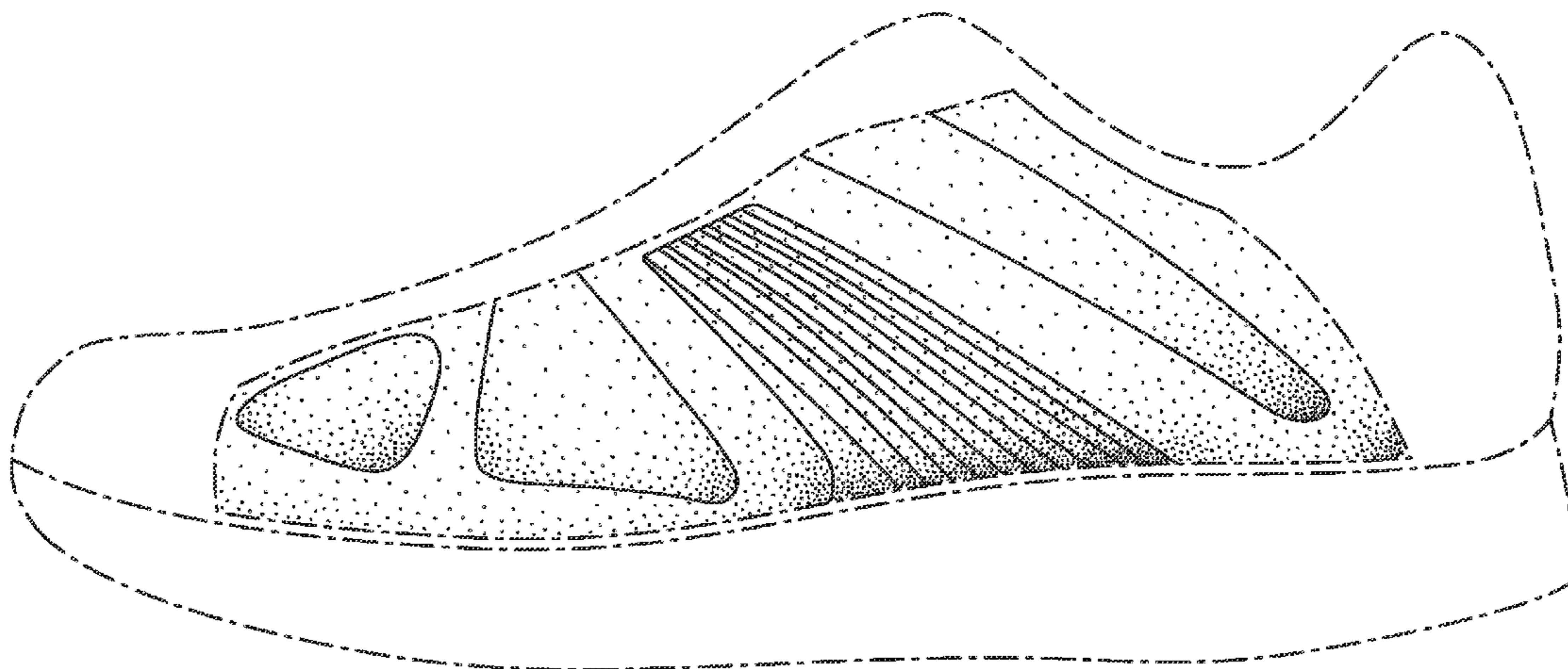
FIG. 1 is a front perspective view of a shoe upper showing my new design;

FIG. 2 is a side view thereof; and,

FIG. 3 is a rear perspective view thereof.

The broken lines immediately adjacent to the shaded area represent unclaimed boundaries of the design. The broken lines showing the remainder of the shoe are for environmental purposes only and form no part of the claimed design.

1 Claim, 3 Drawing Sheets



US D616,195 S

Page 2

OTHER PUBLICATIONS

Nike Footwear Catalog, Fall 2006, p. 166, Published Nov. 2005.
Nike Footwear Catalog, Holiday 2007, p. 19, Published Feb. 2007.
Nike Footwear Catalog, Spring 2007, p. 29, Published Jun. 2006.
Nike Footwear Catalog, Holiday 2008, p. 22, Published Feb. 2008.

Nike Footwear Catalog, Spring 2009, p. 15 and 149, Published May 2008.

Nike Footwear Catalog, Holiday 2009, p. 9, 25, 31 and 119, Published Feb. 2009.

Nike Footwear Catalog, Fall 2009, p. 155, Published Nov. 2008.

* cited by examiner

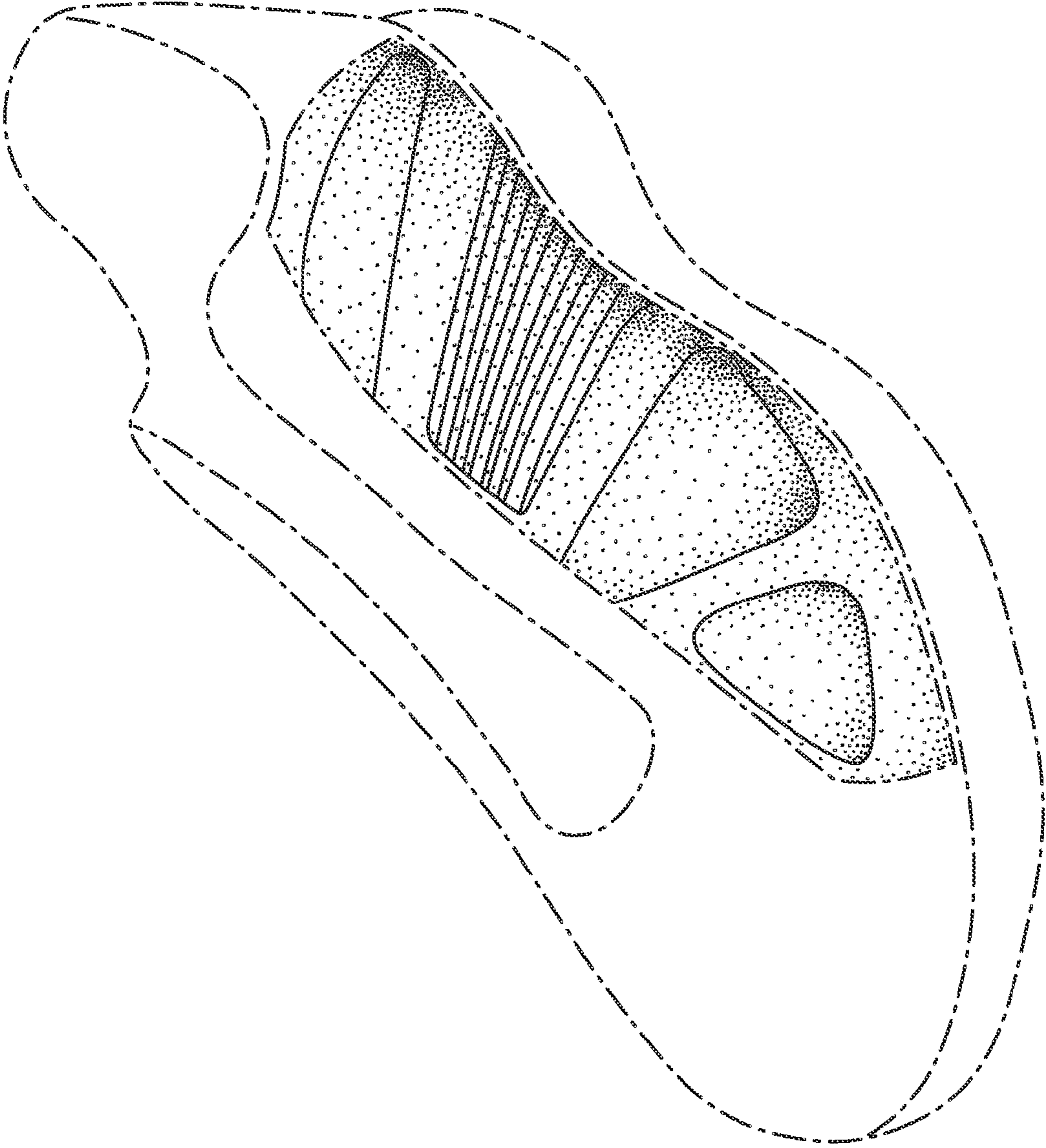


FIG. 1

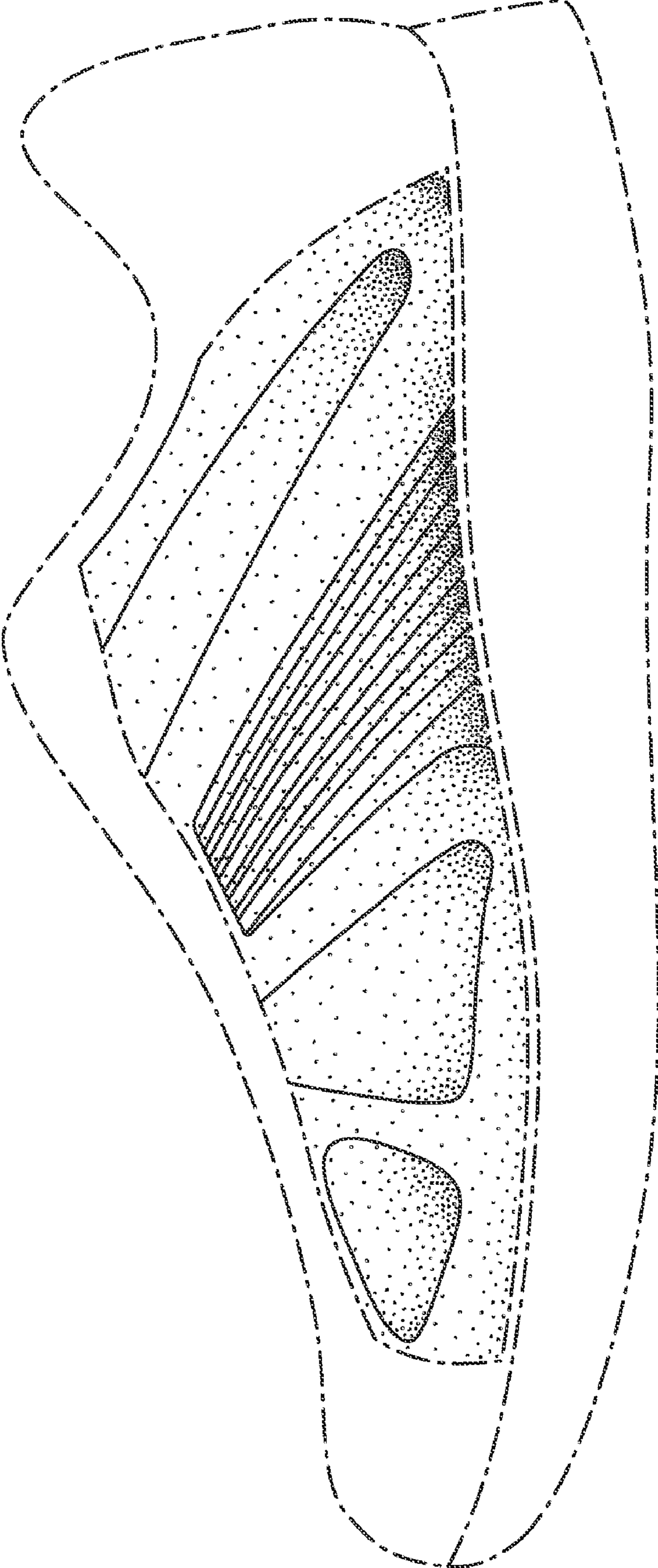


FIG. 2

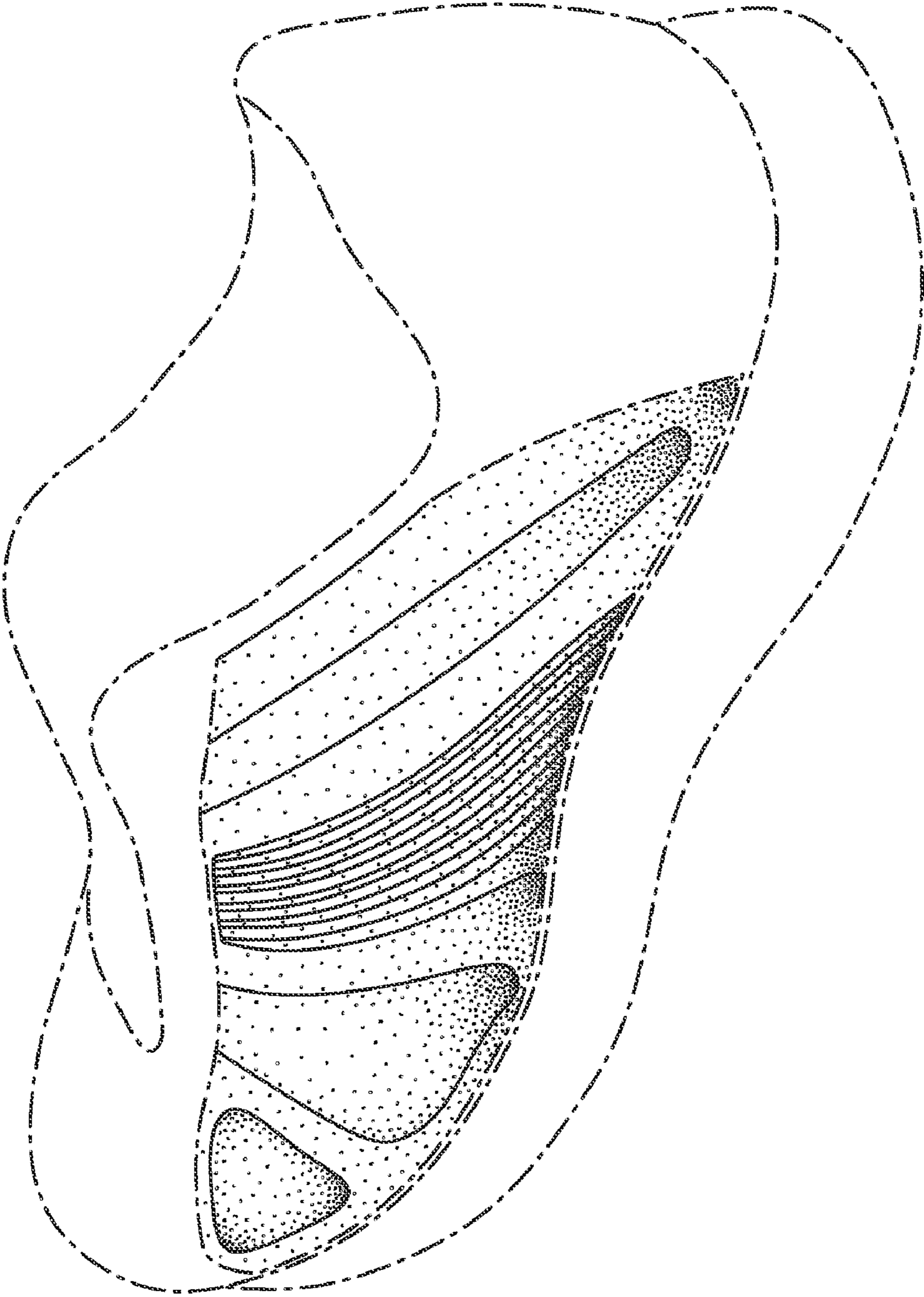


FIG. 3