



US00D616194S

(12) **United States Design Patent**
Wolfe

(10) **Patent No.:** **US D616,194 S**
(45) **Date of Patent:** **** May 25, 2010**

(54) **SHOE UPPER**

(75) Inventor: **Randall S. Wolfe**, Beaverton, OR (US)

(73) Assignee: **NIKE, Inc.**, Beaverton, OR (US)

(**) Term: **14 Years**

(21) Appl. No.: **29/354,495**

(22) Filed: **Jan. 25, 2010**

(51) **LOC (9) Cl.** **02-99**

(52) **U.S. Cl.** **D2/972**

(58) **Field of Classification Search** D2/896,
D2/902, 906–912, 943, 944, 969, 972–974;
36/45–49, 50.1, 77 M, 77 R, 83, 88, 113,
36/114, 126–131

See application file for complete search history.

(56) **References Cited**

U.S. PATENT DOCUMENTS

D333,206 S *	2/1993	Allen et al.	D2/969
D350,222 S *	9/1994	Hase	D2/902
D364,729 S *	12/1995	Teague	D2/970
D393,361 S	4/1998	Rask		
D395,745 S	7/1998	Rask		
D395,943 S *	7/1998	Hewett et al.	D2/969
D401,757 S *	12/1998	Mervar	D2/972
D404,906 S *	2/1999	Backus	D2/972
D428,551 S	7/2000	McDowell		
D500,586 S	1/2005	Wozniak		
D514,799 S *	2/2006	Link	D2/972
D516,289 S *	3/2006	Hlavacs	D2/972
D527,883 S	9/2006	Holmes		
D528,280 S *	9/2006	Petrie	D2/972
D528,282 S *	9/2006	Lee	D2/972
D530,503 S *	10/2006	Schambra	D2/972
D531,397 S *	11/2006	Smith	D2/972
D532,594 S	11/2006	Mermet		
D542,019 S *	5/2007	Portzline	D2/972
D545,554 S *	7/2007	Shaffer	D2/972
D547,937 S *	8/2007	Dolan	D2/972
D551,839 S	10/2007	Bertholon		
D571,096 S *	6/2008	Hart	D2/972

D571,549 S *	6/2008	Dojan et al.	D2/972
D577,187 S *	9/2008	Hatfield	D2/972
D577,899 S *	10/2008	Belley et al.	D2/969
D577,902 S *	10/2008	Mermet	D2/972
D593,309 S *	6/2009	Andersen et al.	D2/969
D596,838 S	7/2009	Hui		
D605,847 S	12/2009	Hlavacs		

OTHER PUBLICATIONS

Nike Footwear Catalog, Holiday 1996, p. 79, Published Mar. 1996.
Nike Footwear Catalog, Fall 1997, p. 17, Published Dec. 1996.
Nike Footwear Catalog, Fall 1999, p. M76, W25 and W39, Published
Nov. 1998.

(Continued)

Primary Examiner—Dominic Simone

(74) *Attorney, Agent, or Firm*—Banner & Witcoff, Ltd.

(57) **CLAIM**

The ornamental design for a shoe upper, as shown and described.

DESCRIPTION

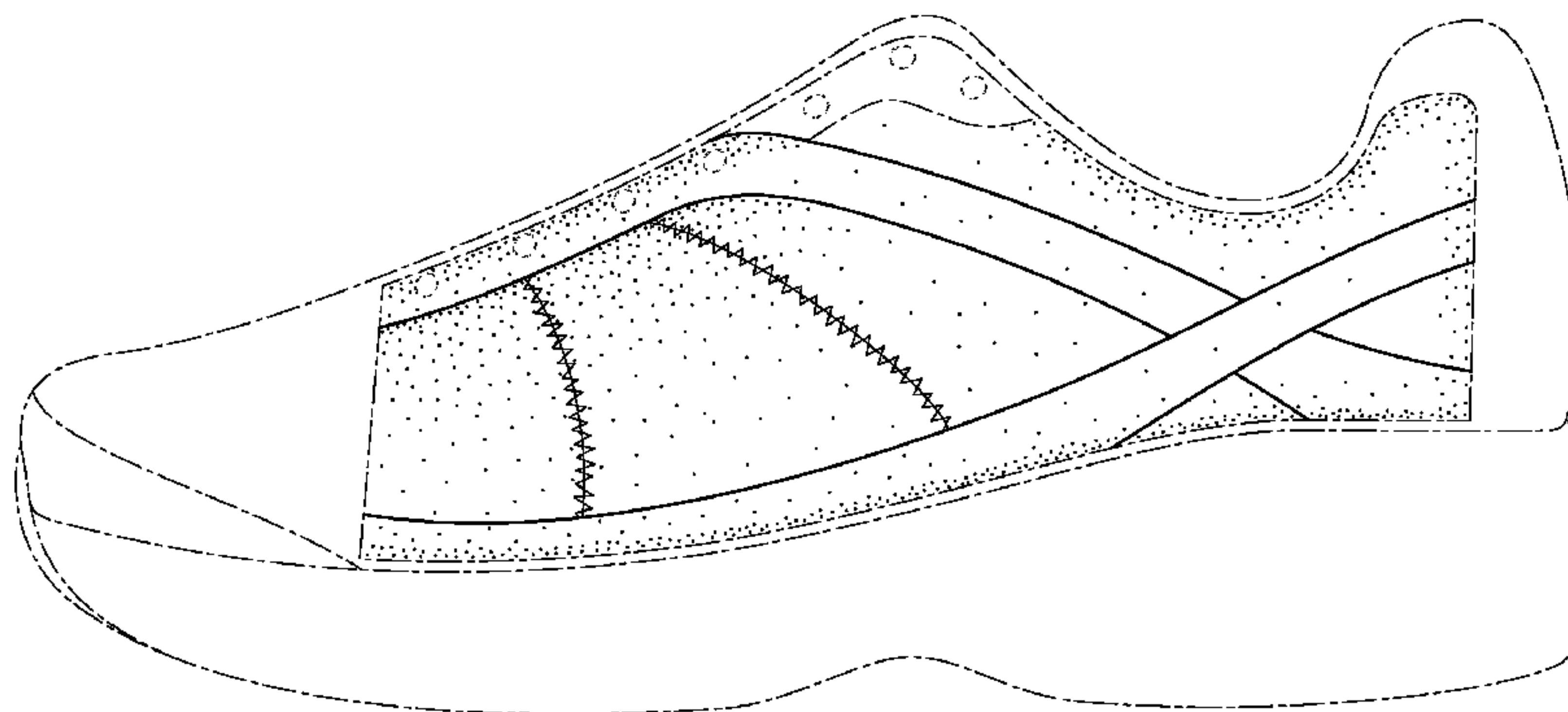
FIG. 1 is a front perspective view of a shoe upper showing my new design;

FIG. 2 is a rear perspective view thereof; and,

FIG. 3 is a side view thereof.

The broken lines immediately adjacent to the shaded area represent unclaimed boundaries of the design. The broken lines showing the eyelet regions and the remainder of the shoe are for environmental purposes only and form no part of the claimed design.

1 Claim, 3 Drawing Sheets



US D616,194 S

Page 2

OTHER PUBLICATIONS

Nike Footwear Catalog, Late Spring 1999, p. M124 and W36, Published Sep. 1998.

Nike Footwear Catalog, Holiday 2002, p. 10, Published Mar. 2002.

Nike Footwear Catalog, Holiday 2004, p. 14, Published Mar. 2004.

Nike Footwear Catalog, Summer 2007, p. 144, Published Sep. 2006.

Nike Footwear Catalog, Spring 2009, p. 15, Published May 2008.

* cited by examiner

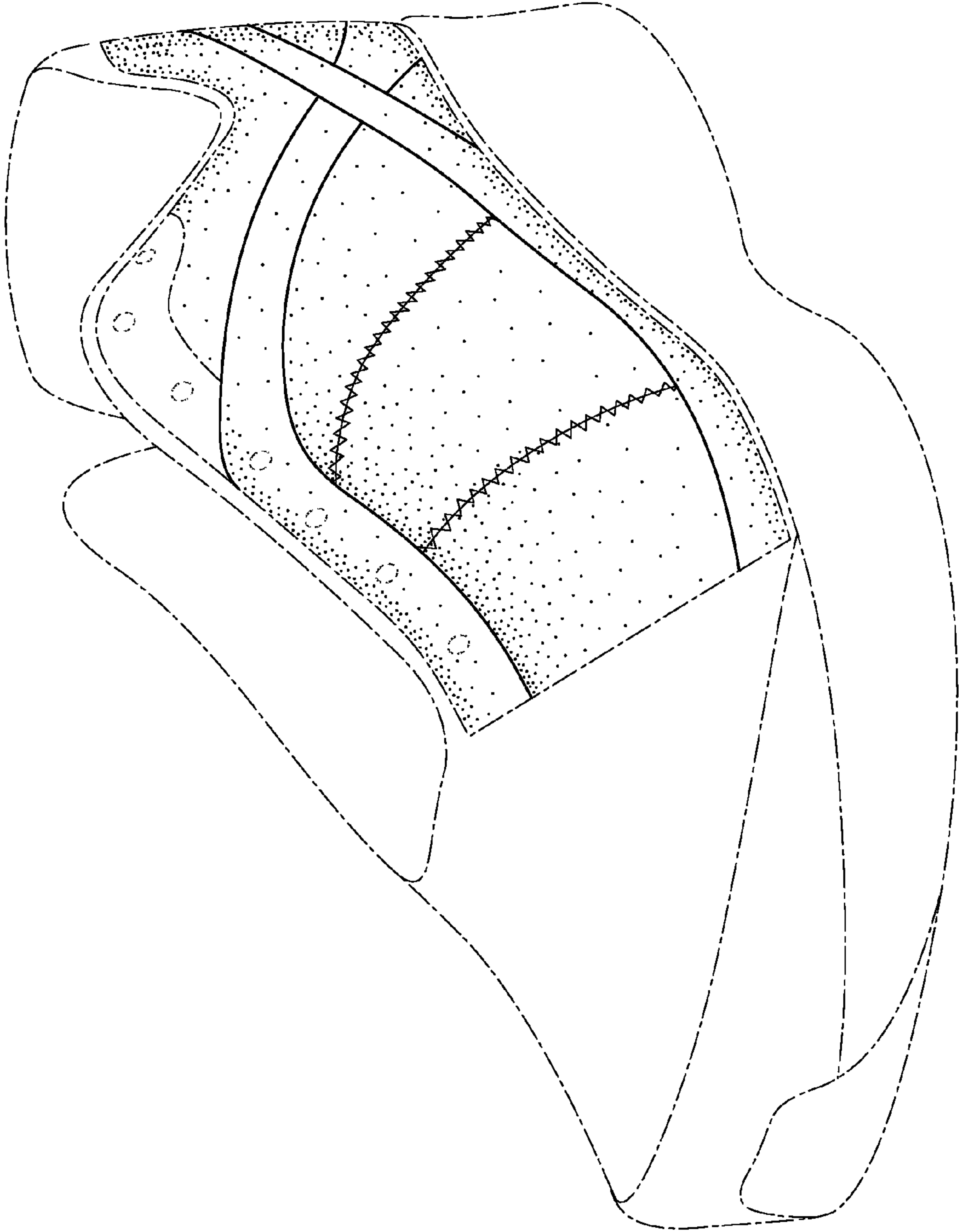


FIG. 1

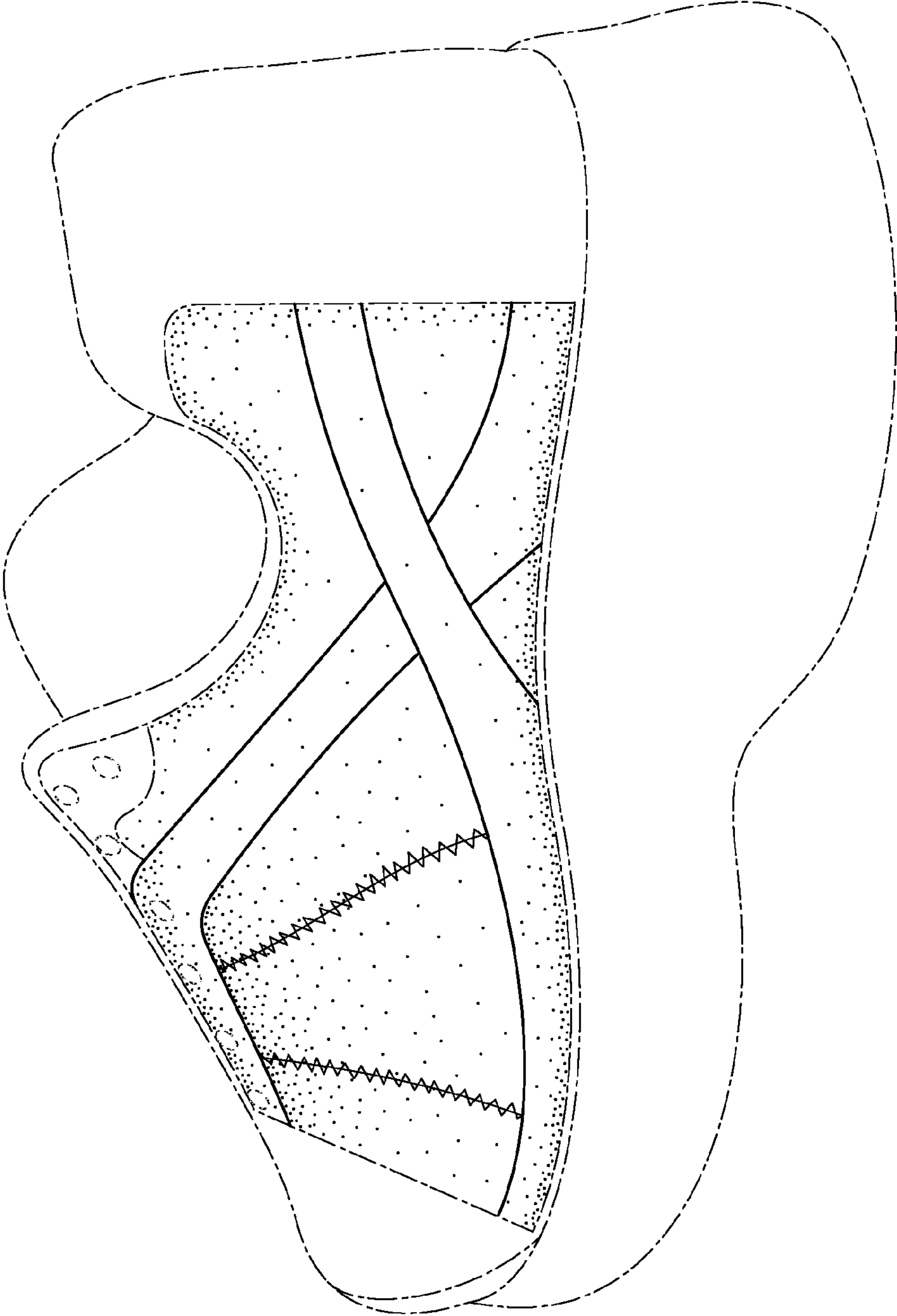


FIG. 2

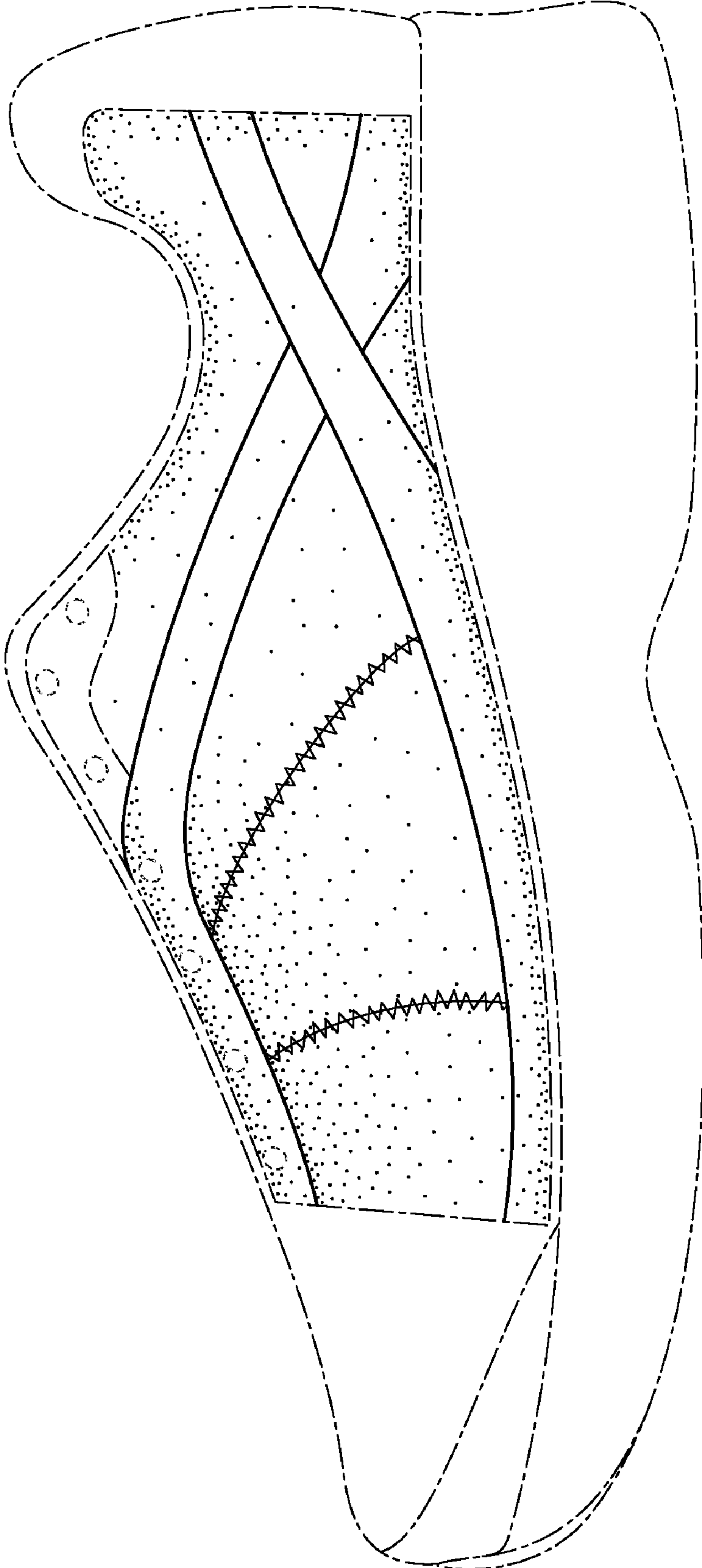


FIG. 3