



US00D616190S

(12) **United States Design Patent**
MacIntyre

(10) **Patent No.:** **US D616,190 S**

(45) **Date of Patent:** **** *May 25, 2010**

(54) **PORTION OF A FOOTWEAR UPPER**

(75) Inventor: **Jennifer MacIntyre**, Santa Barbara, CA
(US)

(73) Assignee: **Deckers Outdoor Corporation**, Goleta,
CA (US)

(**) Term: **14 Years**

(21) Appl. No.: **29/343,481**

(22) Filed: **Sep. 14, 2009**

Related U.S. Application Data

(63) Continuation-in-part of application No. 29/326,868,
filed on Oct. 27, 2008, now Pat. No. Des. 599,999.

(51) **LOC (9) Cl.** **02-99**

(52) **U.S. Cl.** **D2/970**

(58) **Field of Classification Search** D2/896,
D2/902, 903, 905-915, 946, 970, 972, 974,
D2/976; 36/45, 50.1, 83, 3 A, 7.1 R, 113,
36/101, 112, 114, 116, 126-130, 48
See application file for complete search history.

(56) **References Cited**

U.S. PATENT DOCUMENTS

- D21,954 S * 11/1892 Richardson D2/910
- D125,568 S 3/1941 Hard
- D155,573 S 10/1949 Bingham, Jr.
- D159,577 S * 8/1950 Barron D2/900
- D159,761 S * 8/1950 Stromberg, Jr. D2/910
- D227,197 S 6/1973 Fukuoka
- D284,805 S * 7/1986 Smith D2/900
- D319,332 S 8/1991 Itzkowitz
- D357,572 S * 4/1995 Seiler et al. D2/910
- D386,292 S * 11/1997 Brooks et al. D2/970
- D386,294 S * 11/1997 Brooks et al. D2/970
- D400,342 S * 11/1998 Davidowitz et al. D2/909
- D481,863 S 11/2003 Belley et al.
- D497,476 S * 10/2004 Huard et al. D2/970

- D521,228 S * 5/2006 Kelsey D2/976
- D529,269 S 10/2006 Belley et al.
- D539,024 S * 3/2007 Belley et al. D2/970
- D554,341 S * 11/2007 Belley et al. D2/970
- D575,495 S 8/2008 Le
- D580,158 S 11/2008 Belley et al.

(Continued)

FOREIGN PATENT DOCUMENTS

DE 40702148 8/2007

(Continued)

OTHER PUBLICATIONS

UGG Australia, Bipster model, p. 1, Oct. 3, 2008.

(Continued)

Primary Examiner—Robert M Spear

Assistant Examiner—Rashida C McCoy

(74) *Attorney, Agent, or Firm*—Greer, Burns & Crain, Ltd.

(57) **CLAIM**

The ornamental design for a portion of a footwear upper, as shown and described.

DESCRIPTION

FIG. 1 is a perspective view of a portion of a footwear upper showing my new design;

FIG. 2 is a side elevational view thereof;

FIG. 3 is an opposite side elevational view thereof;

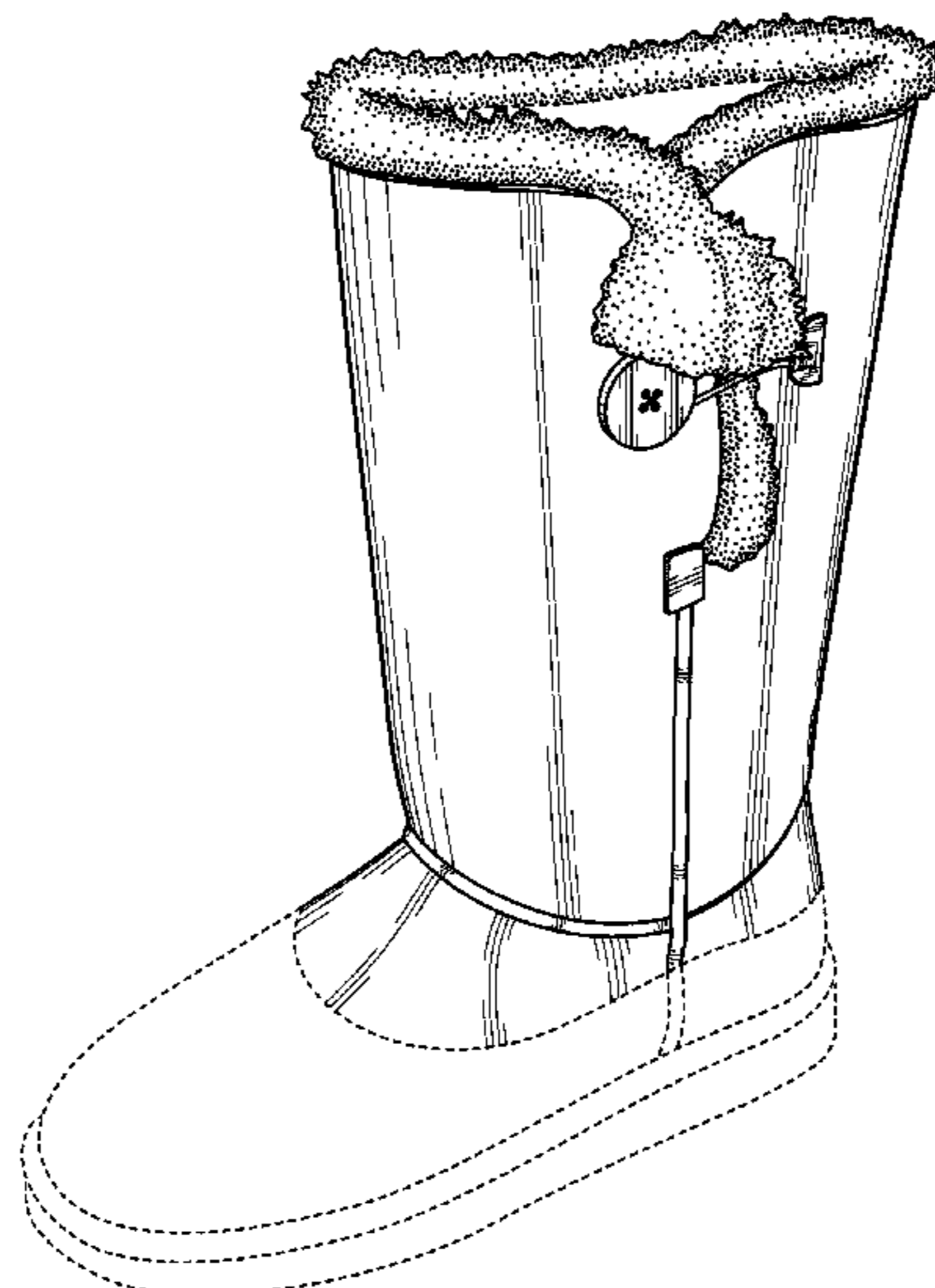
FIG. 4 is a front elevational view thereof;

FIG. 5 is a rear elevational view thereof; and,

FIG. 6 is a top plan view thereof.

The broken lines in FIGS. 1-6 represent portions of the footwear that form no part of the claimed design. The broken line which defines the bounds of the claimed design forms no part thereof.

1 Claim, 6 Drawing Sheets



US D616,190 S

Page 2

U.S. PATENT DOCUMENTS

D581,140 S 11/2008 Earle
D585,636 S 2/2009 Earle
D591,496 S 5/2009 Earle

FOREIGN PATENT DOCUMENTS

EP 00718002-0006 4/2007

OTHER PUBLICATIONS

UGG Australia, Henry model, p. 1, Oct. 3, 2008.
UGG Australia, Erin model, p. 1, Oct. 3, 2008.

UGG Australia, Cove model, p. 1, Oct. 27, 2008.

UGG Australia, Kona model, p. 1, Oct. 27, 2008.

Steve Madden MISSYY Brown Suede boot, www.jildorshoes.com,
Dec. 9, 2008.

Catalogue Moscow Shoes, summer 2006, p. 2 top center.

UGG Australia 1990 Catalog, Classic Tall model, 1990.

UGG Australia Fall/Winter 2004 Catalog, Larkspur model, 2004.

* cited by examiner




FIG. 1

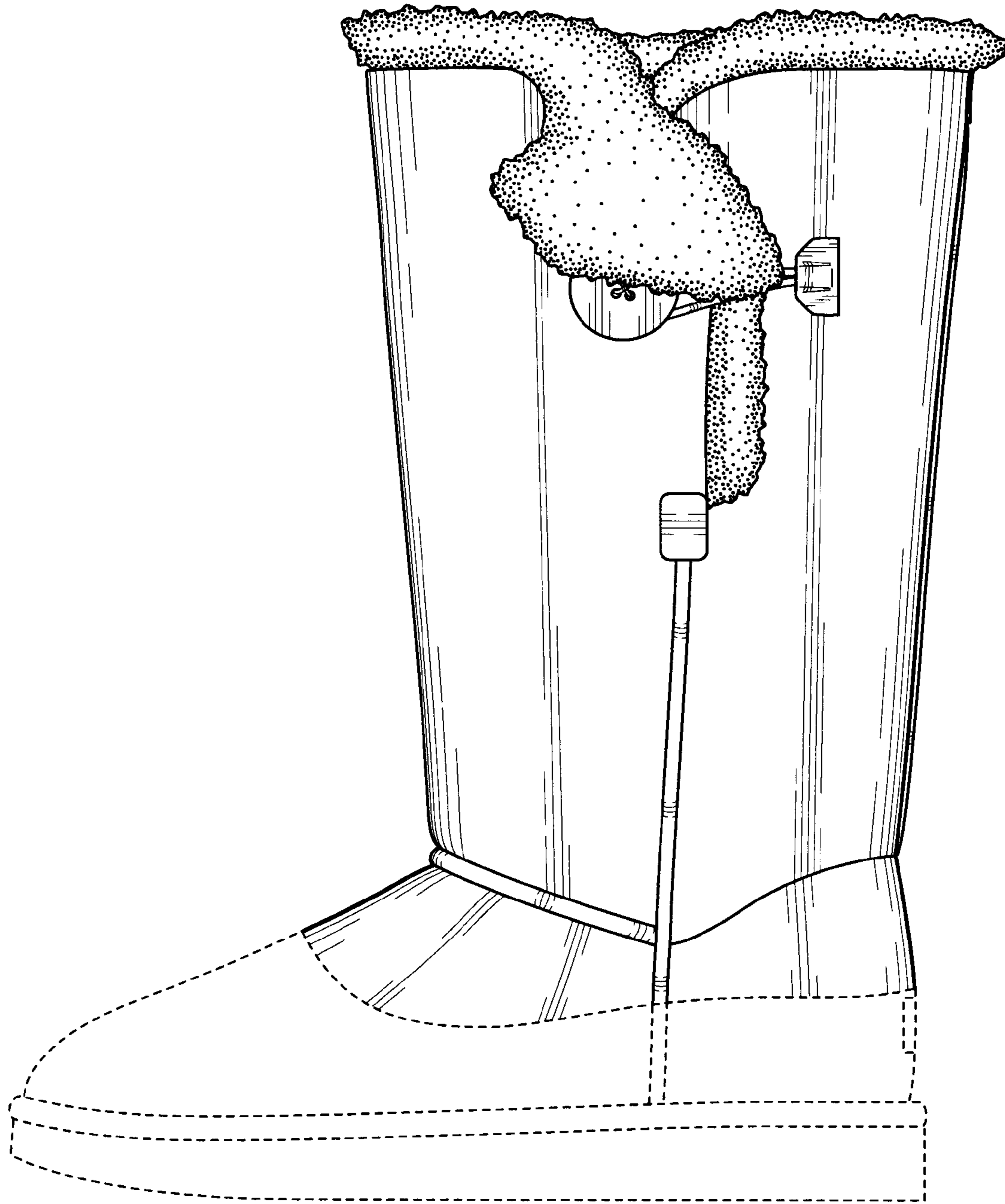


FIG. 2

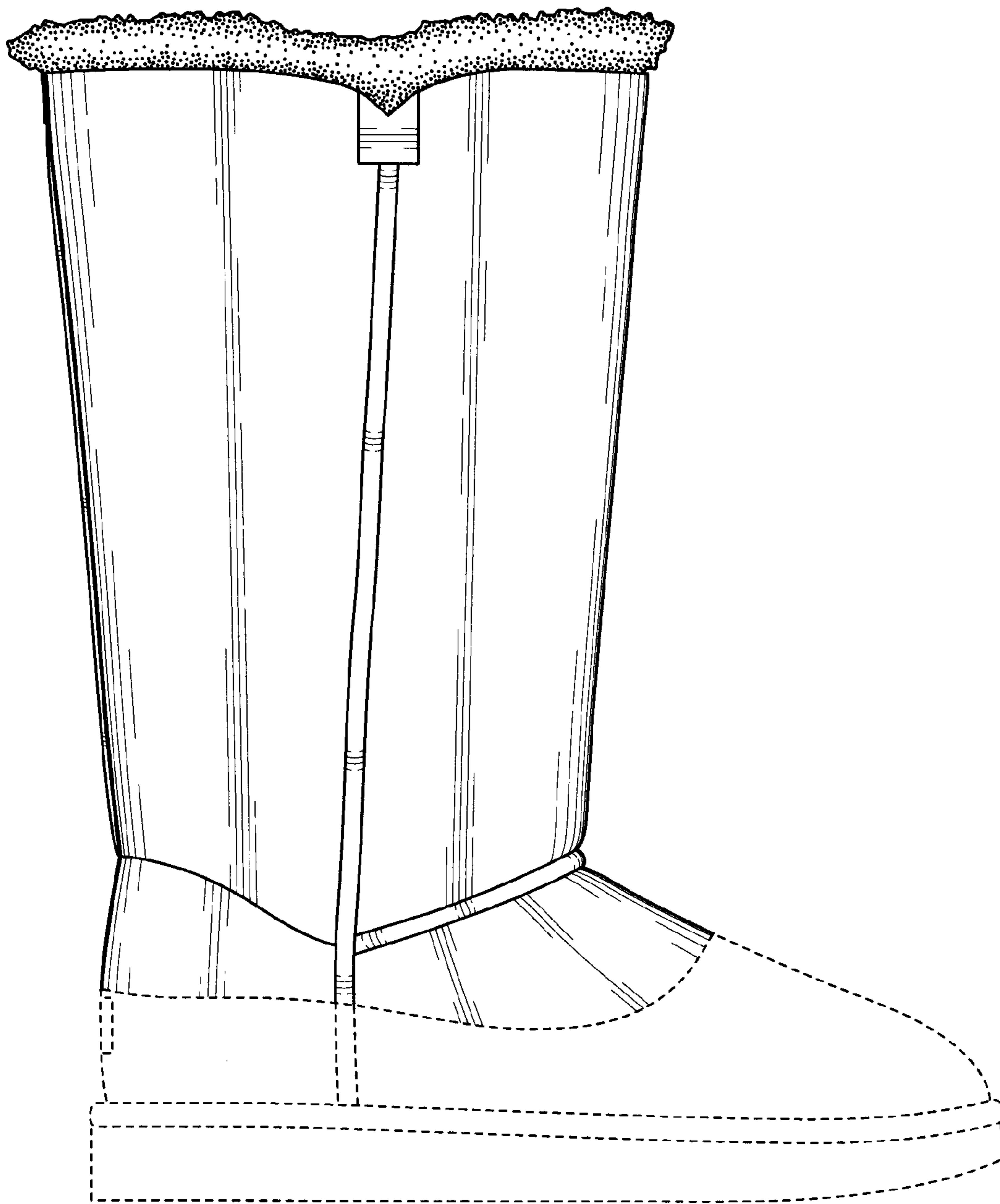


FIG. 3

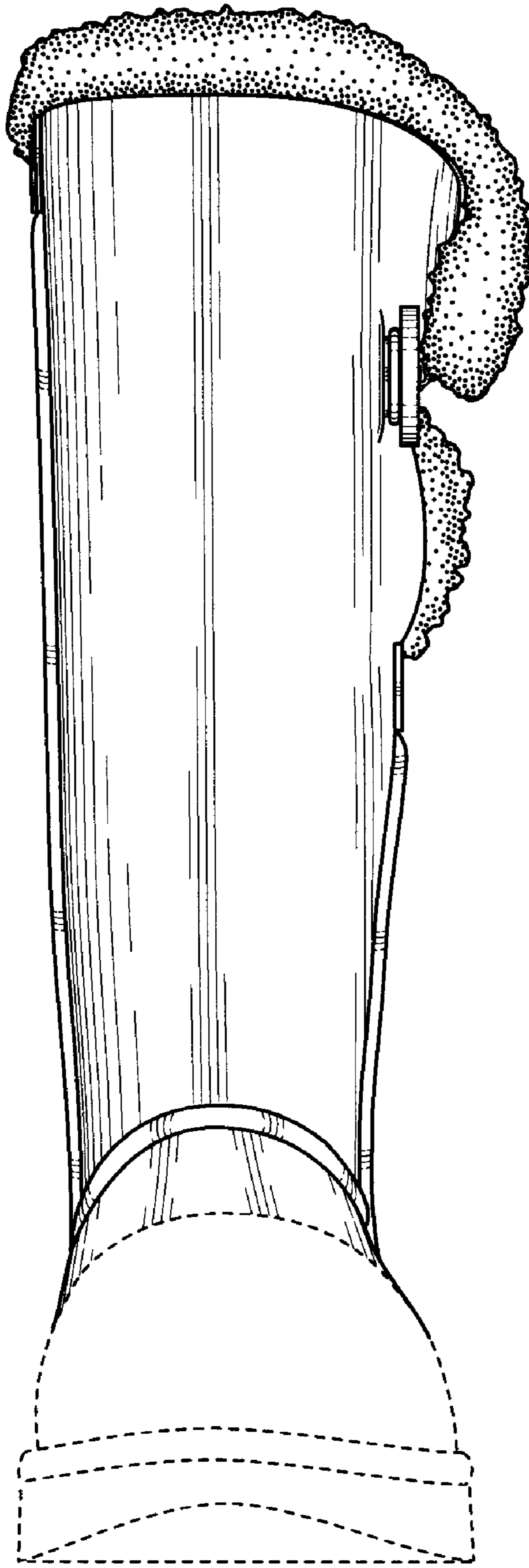


FIG. 4

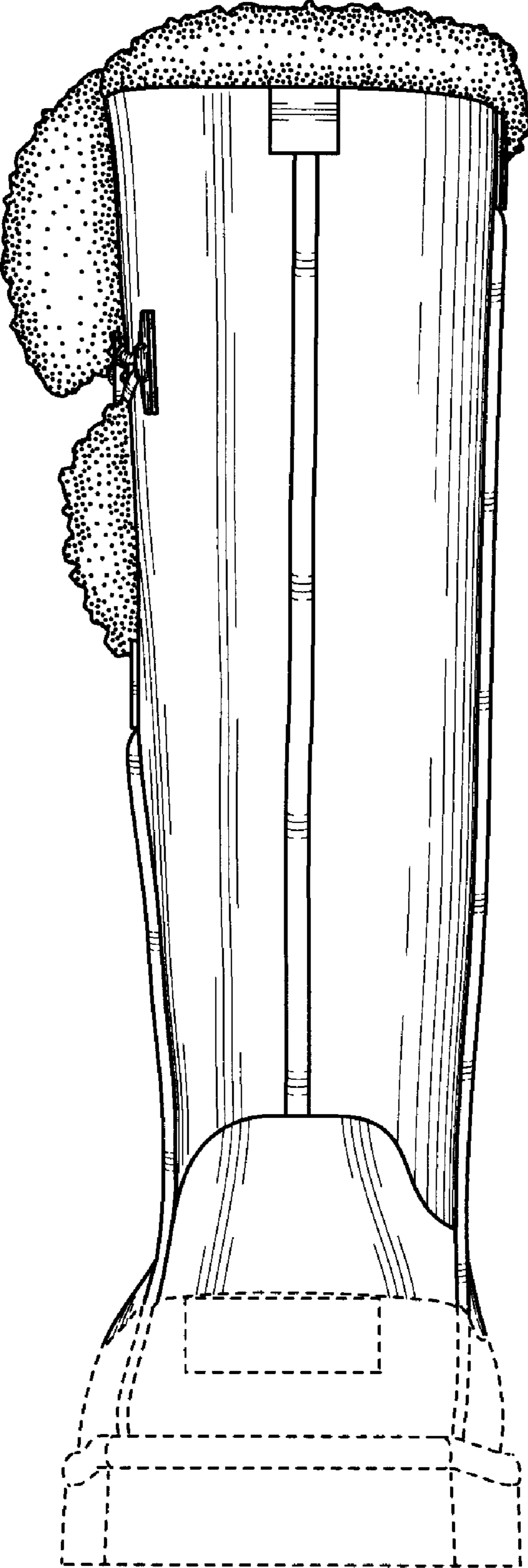


FIG. 5

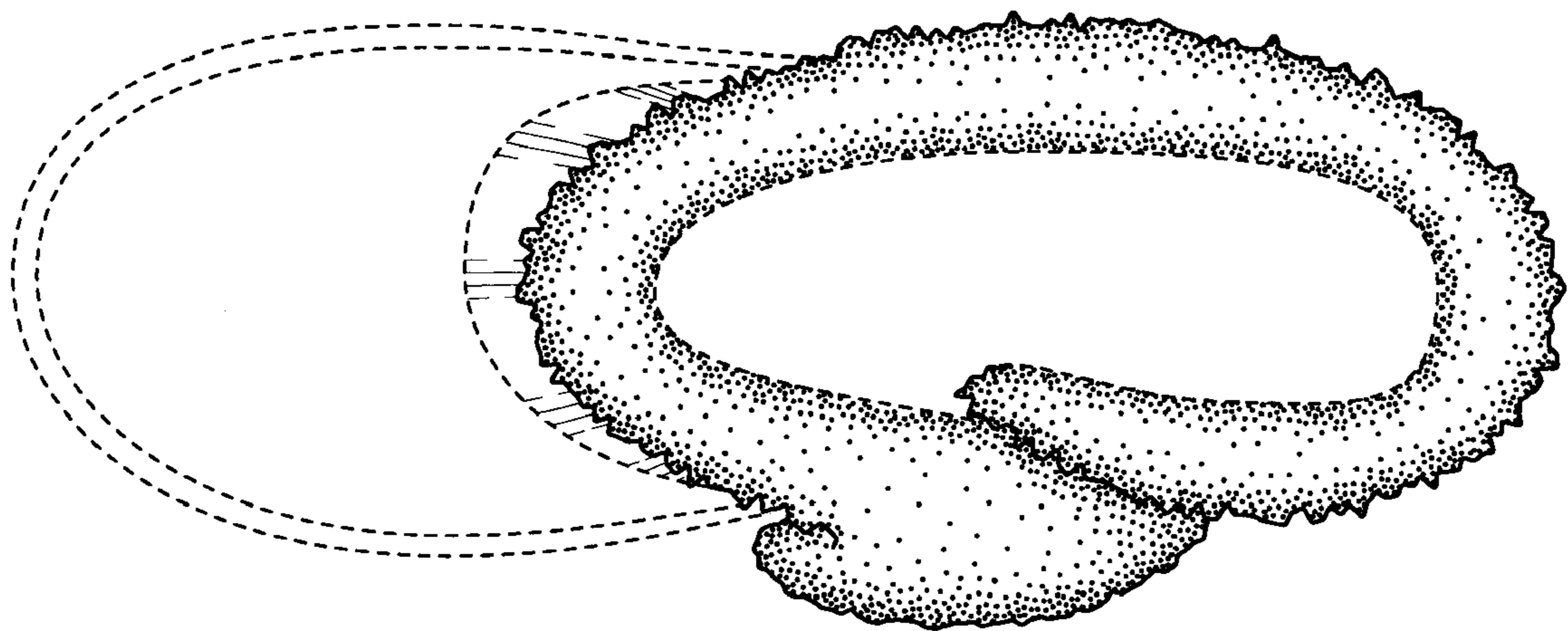


FIG. 6