



US00D616188S

(12) **United States Design Patent**
Chan

(10) **Patent No.:** **US D616,188 S**
(45) **Date of Patent:** **** *May 25, 2010**

(54) **SHOE SOLE**

- (75) Inventor: **Marya L. Chan**, Boston, MA (US)
- (73) Assignee: **New Balance Athletic Shoe, Inc.**,
Boston, MA (US)
- (**) Term: **14 Years**
- (21) Appl. No.: **29/291,589**
- (22) Filed: **Sep. 6, 2007**

Related U.S. Application Data

- (63) Continuation-in-part of application No. 29/265,940, filed on Sep. 11, 2006, now Pat. No. Des. 560,060, which is a continuation-in-part of application No. 29/255,604, filed on Mar. 10, 2006, now Pat. No. Des. 532,598, and a continuation-in-part of application No. 29/255,603, filed on Mar. 10, 2006, now Pat. No. Des. 532,597, which is a continuation of application No. 11/077,327, filed on Mar. 10, 2005, now Pat. No. 7,383,647.

- (51) **LOC (9) Cl.** **02-04**
- (52) **U.S. Cl.** **D2/960; D2/957; D2/977**
- (58) **Field of Classification Search** D2/953-961,
D2/947, 977; 36/3 B, 22 R, 24.5, 25 R, 28,
36/59 C, 103, 10
See application file for complete search history.

(56) **References Cited**

U.S. PATENT DOCUMENTS

2,953,861 A 9/1960 Horten

(Continued)

OTHER PUBLICATIONS

Authentic Nike Powerseller, A Comparison Between Nike Air, Nike Shox and Nike Impax, eBay Guides, downloaded Oct. 25, 2007, pp. 6-7, United States (http://reviews.ebay.com/A-Comparison-Between-Nike-Air-Nike-Shox-and-Nike-Impax_W0QQuigidZ1000000004244893).
U.S. Appl. No. 29/312,462, filed Oct. 22, 2008, Paul S. Grote.

Primary Examiner—Elizabeth A Albert
Assistant Examiner—Kelley A Donnelly
(74) *Attorney, Agent, or Firm*—Goodwin Procter LLP

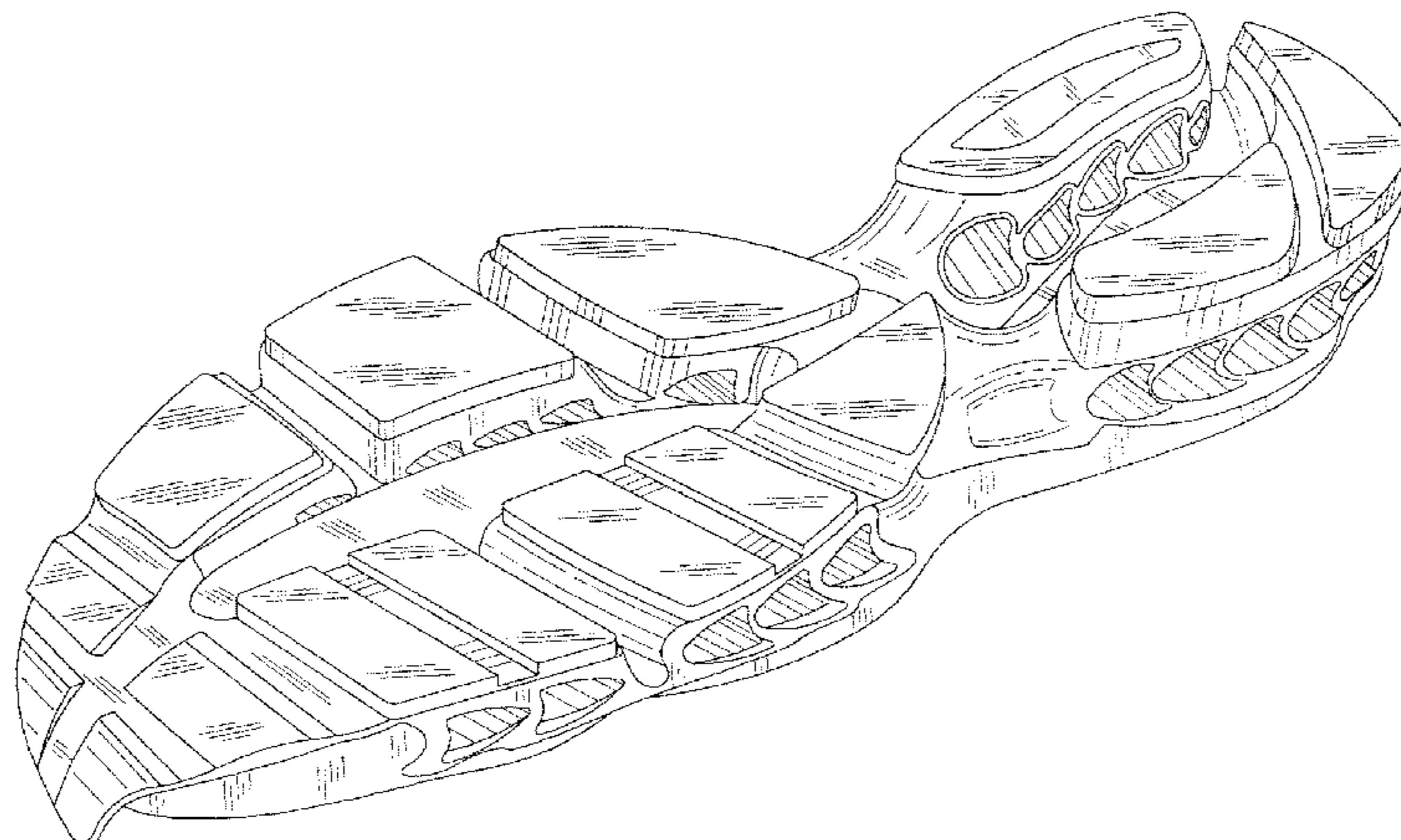
(57) **CLAIM**

The ornamental design for a shoe sole, as shown and described.

DESCRIPTION

- FIG. 1 is a perspective top view of a shoe sole showing the new design;
 - FIG. 2 is a perspective bottom view of the shoe sole depicted in FIG. 1;
 - FIG. 3 is a front elevational view of the shoe sole depicted in FIG. 1;
 - FIG. 4 is a rear elevational view of the shoe sole depicted in FIG. 1;
 - FIG. 5 is a left side elevational view of the shoe sole depicted in FIG. 1;
 - FIG. 6 is a right side elevational view of the shoe sole depicted in FIG. 1;
 - FIG. 7 is a top elevational view of the shoe sole depicted in FIG. 1;
 - FIG. 8 is a bottom elevational view of the shoe sole depicted in FIG. 1;
 - FIG. 9 is a perspective top view of another embodiment of a shoe sole of FIG. 1;
 - FIG. 10 is a perspective bottom view of the shoe sole depicted in FIG. 9;
 - FIG. 11 is a front elevational view of the shoe sole depicted in FIG. 9;
 - FIG. 12 is a rear elevational view of the shoe sole depicted in FIG. 9;
 - FIG. 13 is a left side elevational view of the shoe sole depicted in FIG. 9;
 - FIG. 14 is a right side elevational view of the shoe sole depicted in FIG. 9;
 - FIG. 15 is a top elevational view of the shoe sole depicted in FIG. 9; and,
 - FIG. 16 is a bottom elevational view of the shoe sole depicted in FIG. 9.
- The solid black portions in FIGS. 9-16 indicate color contrast relative to the surrounding clear portions.

1 Claim, 16 Drawing Sheets



US D616,188 S

Page 2

U.S. PATENT DOCUMENTS

4,536,974 A	8/1985	Cohen		D523,628 S	6/2006	Young	
4,611,412 A	9/1986	Cohen		D524,035 S	7/2006	Greene et al.	
4,638,577 A	1/1987	Riggs		D524,535 S	7/2006	Cass	
4,753,021 A	6/1988	Cohen		D527,879 S	9/2006	Cessor	
4,754,559 A	7/1988	Cohen		D529,267 S	10/2006	Portzline	
5,224,277 A	7/1993	Sang Do		D532,597 S *	11/2006	Chan	D2/977
5,279,051 A	1/1994	Whatley		D532,598 S *	11/2006	Chan	D2/977
5,337,492 A	8/1994	Anderie et al.		D540,014 S *	4/2007	Turner et al.	D2/957
5,461,800 A	10/1995	Luthi et al.		D543,689 S	6/2007	Chan	
D378,012 S	2/1997	Le		D549,942 S	9/2007	Ho	
5,625,964 A	5/1997	Lyden et al.		D549,943 S	9/2007	Ho	
5,713,140 A	2/1998	Baggenstoss		D549,944 S	9/2007	Ho	
5,784,808 A	7/1998	Hockerson		D549,945 S	9/2007	Ho	
5,797,199 A	8/1998	Miller et al.		D549,946 S	9/2007	Ho	
5,822,886 A	10/1998	Luthi et al.		D553,338 S	10/2007	Holmes	
5,839,208 A	11/1998	Huang		D553,834 S *	10/2007	Nakano	D2/959
6,115,943 A	9/2000	Gyr		D554,840 S *	11/2007	McClaskie	D2/960
D487,840 S *	3/2004	Hillyer	D2/960	D560,060 S	1/2008	Chan	
6,769,202 B1	8/2004	Luthi et al.		D560,061 S	1/2008	Chan	
D495,480 S *	9/2004	Laberge	D2/960	D560,062 S	1/2008	Chan	
D495,859 S *	9/2004	Kubo et al.	D2/960	D560,063 S *	1/2008	Chan	D2/977
D499,247 S	12/2004	Wahoske et al.		D560,903 S	2/2008	Chan	
D499,541 S	12/2004	Dolan		D561,437 S *	2/2008	Evans et al.	D2/956
D500,585 S	1/2005	Wahoske et al.		D561,442 S *	2/2008	Kayano et al.	D2/959
D503,029 S *	3/2005	Sonnergren	D2/955	7,334,349 B2	2/2008	Sokolowski et al.	
D504,205 S *	4/2005	Andrews-Kramer	D2/960	D571,087 S *	6/2008	Dillenbeck et al.	D2/953
D508,160 S *	8/2005	Sonnergren	D2/953	7,383,647 B2	6/2008	Chan et al.	
D511,618 S	11/2005	McDowell et al.		D574,130 S *	8/2008	Le	D2/956
7,017,285 B2	3/2006	Lakic		D593,291 S *	6/2009	Chen	D2/953
D522,221 S	6/2006	Shin		D594,195 S *	6/2009	Nakano	D2/957
D522,230 S	6/2006	Young		2002/0050077 A1	5/2002	Wang et al.	
D523,232 S	6/2006	Shaffer		2009/0013559 A1	1/2009	Chan	

* cited by examiner

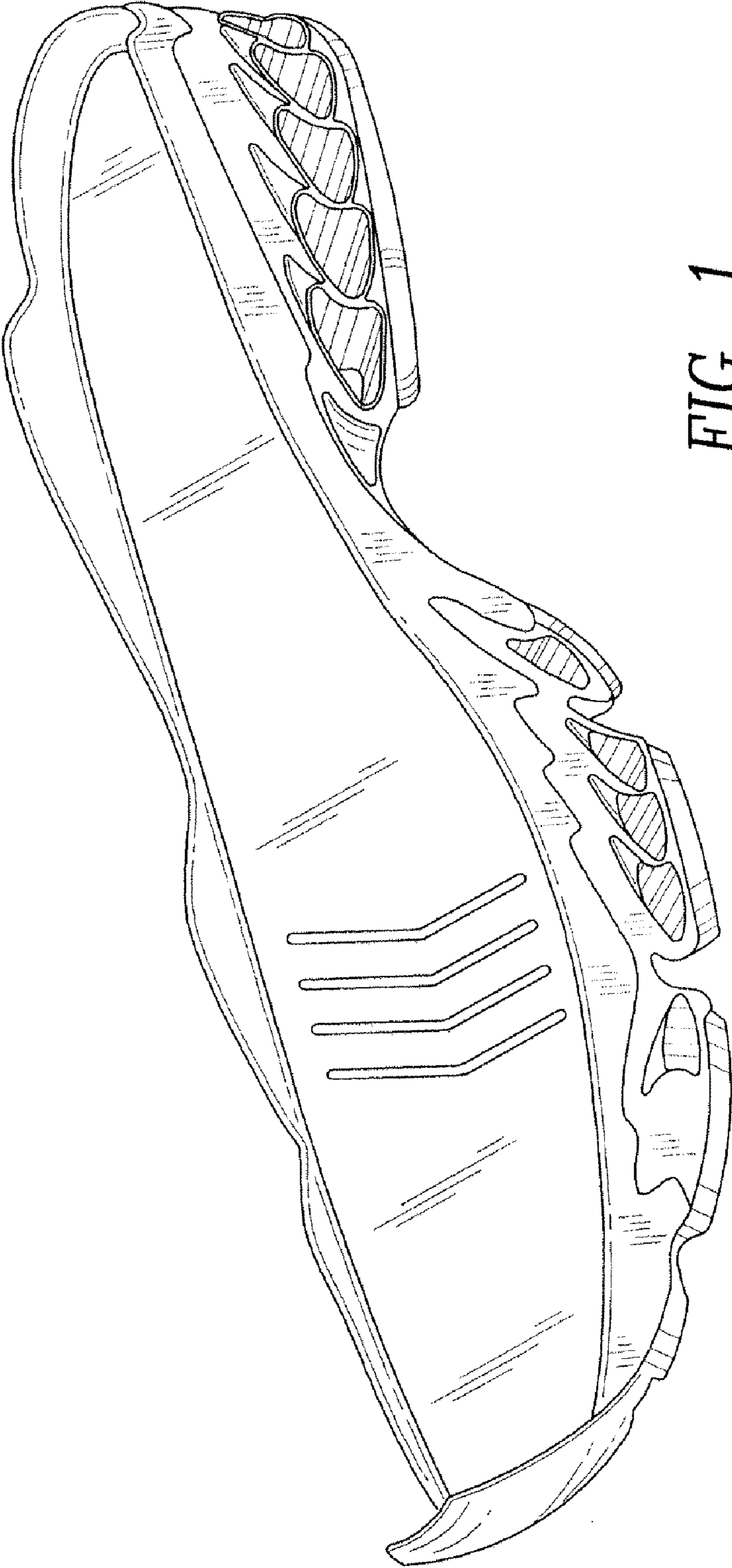


FIG. 1

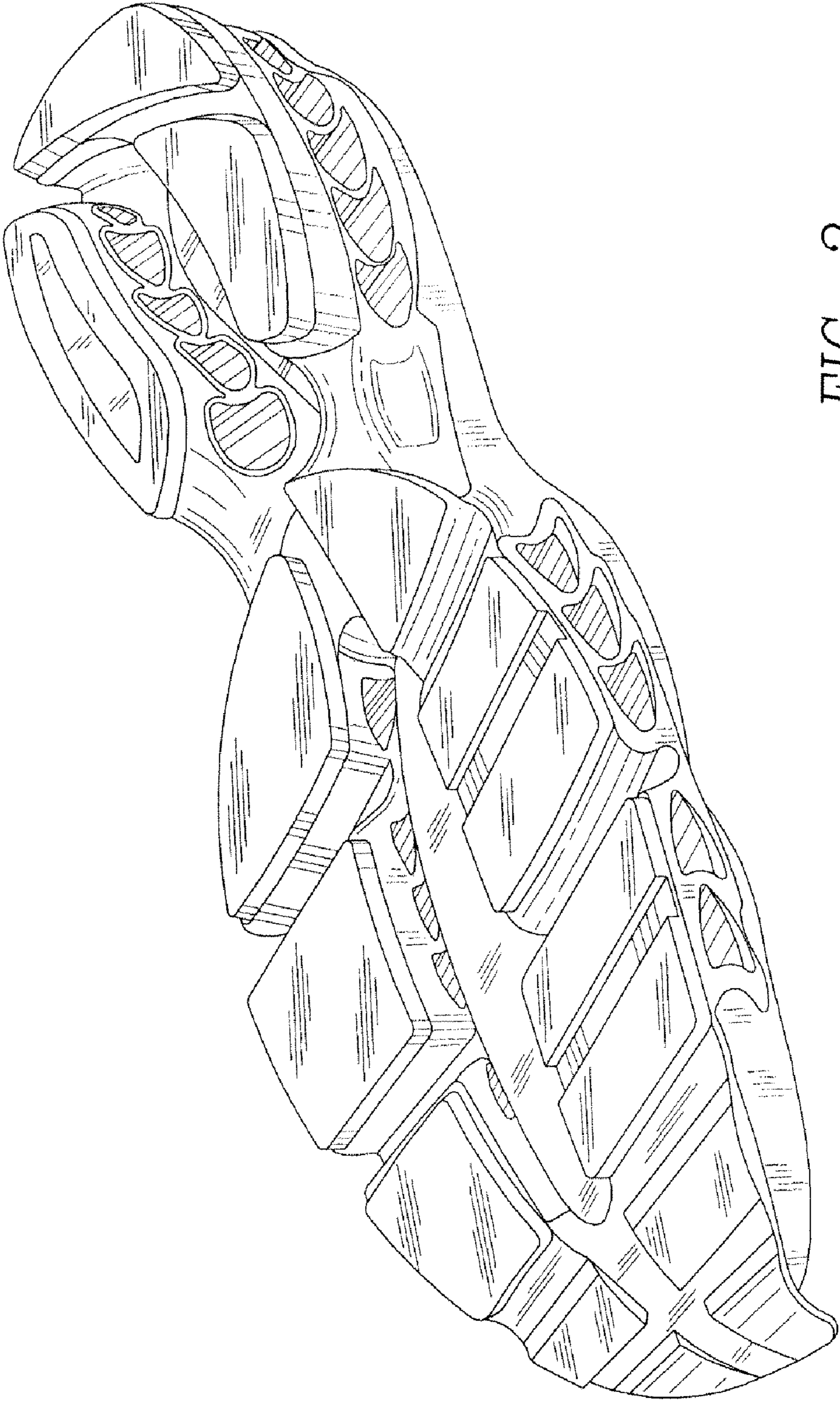


FIG. 2

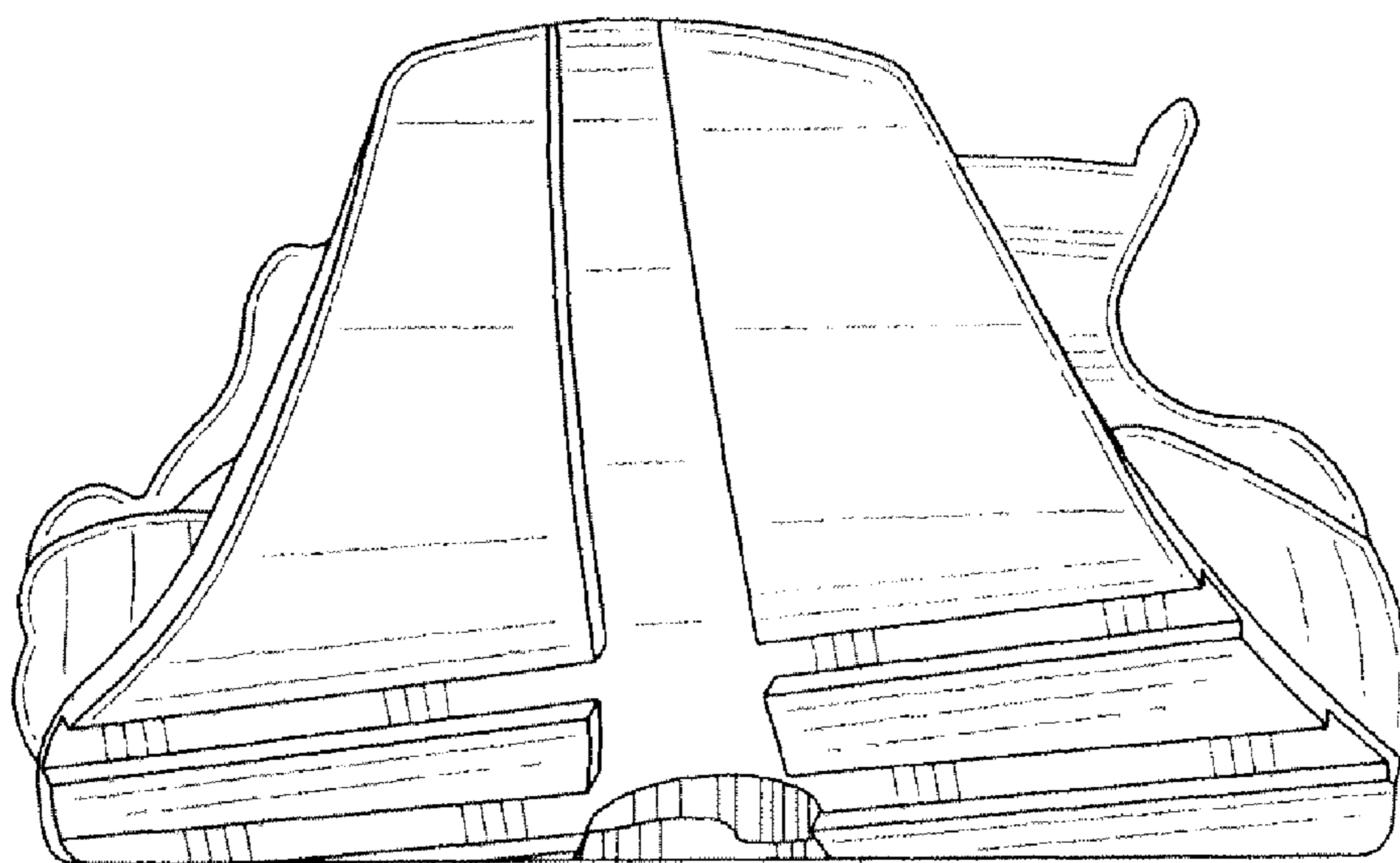


FIG. 3

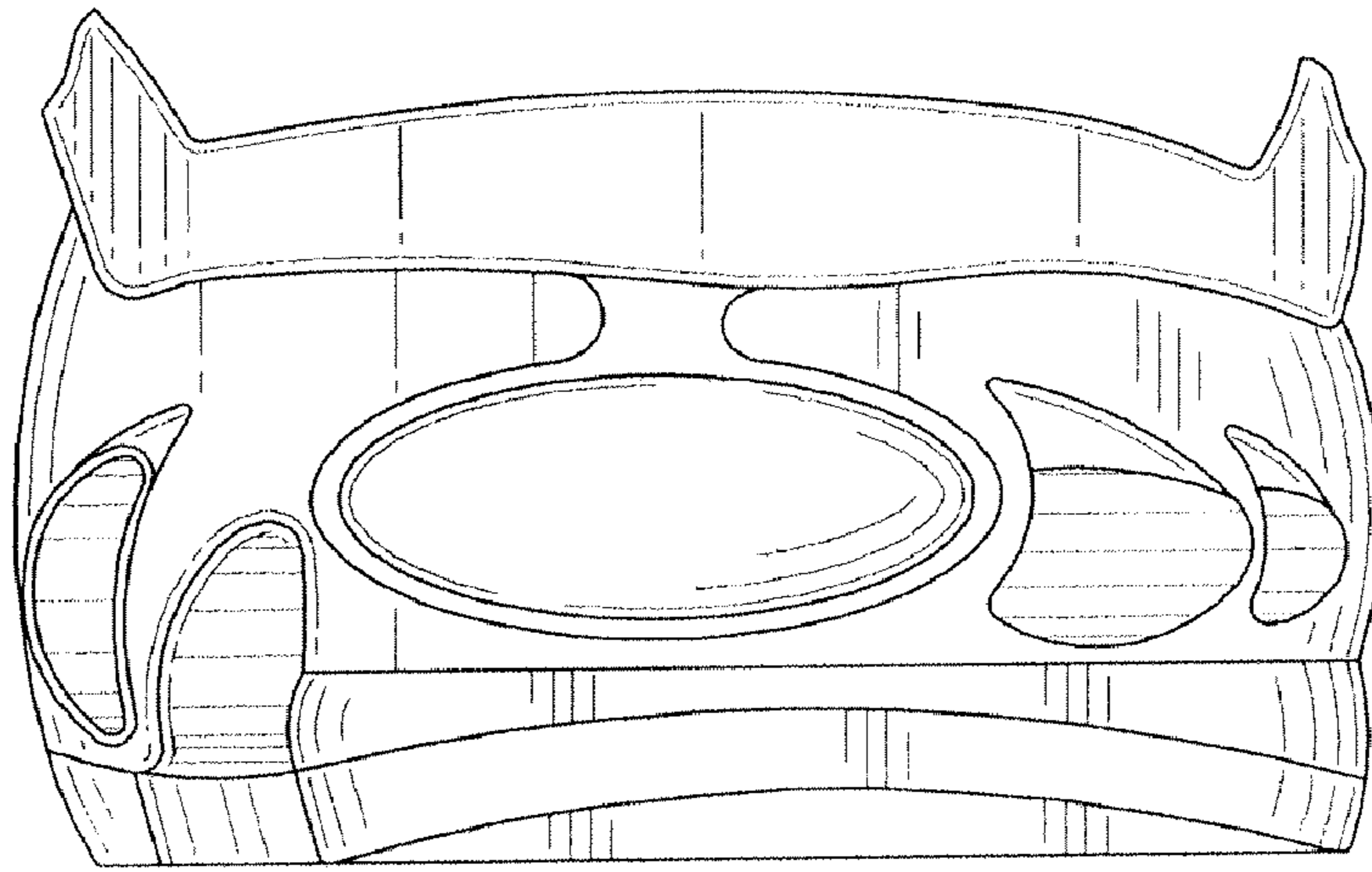


FIG. 4

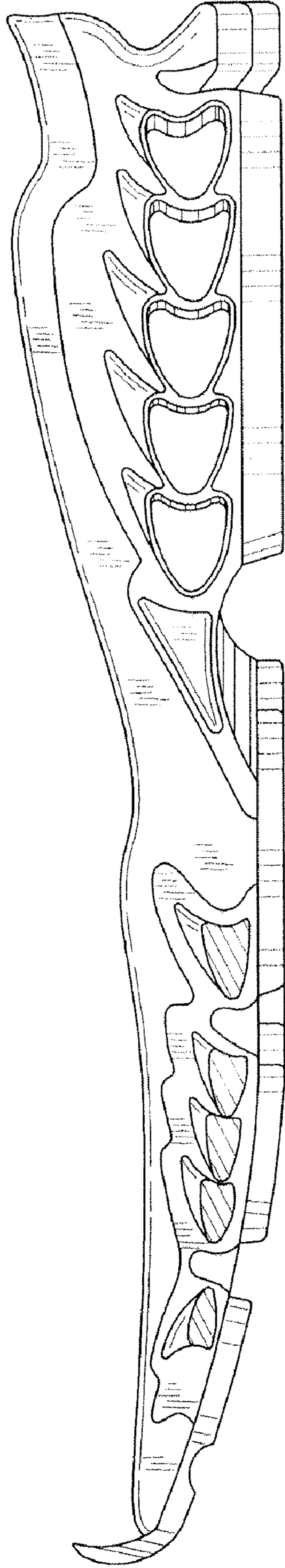


FIG. 5

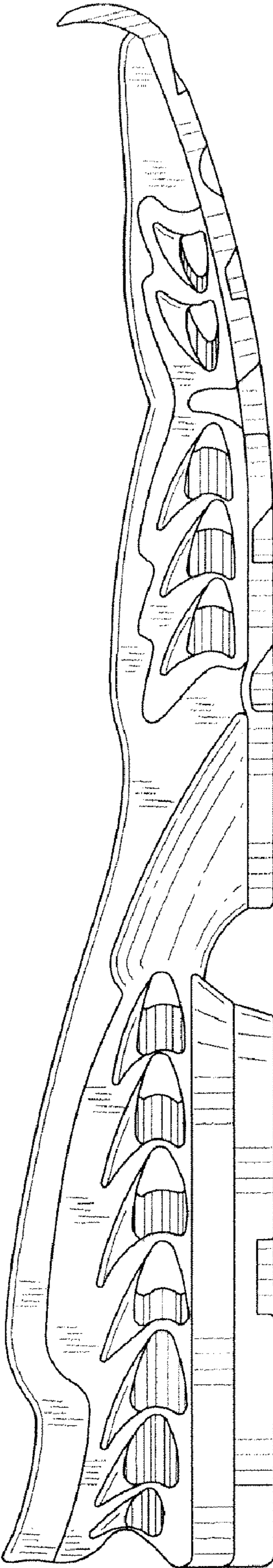


FIG. 6

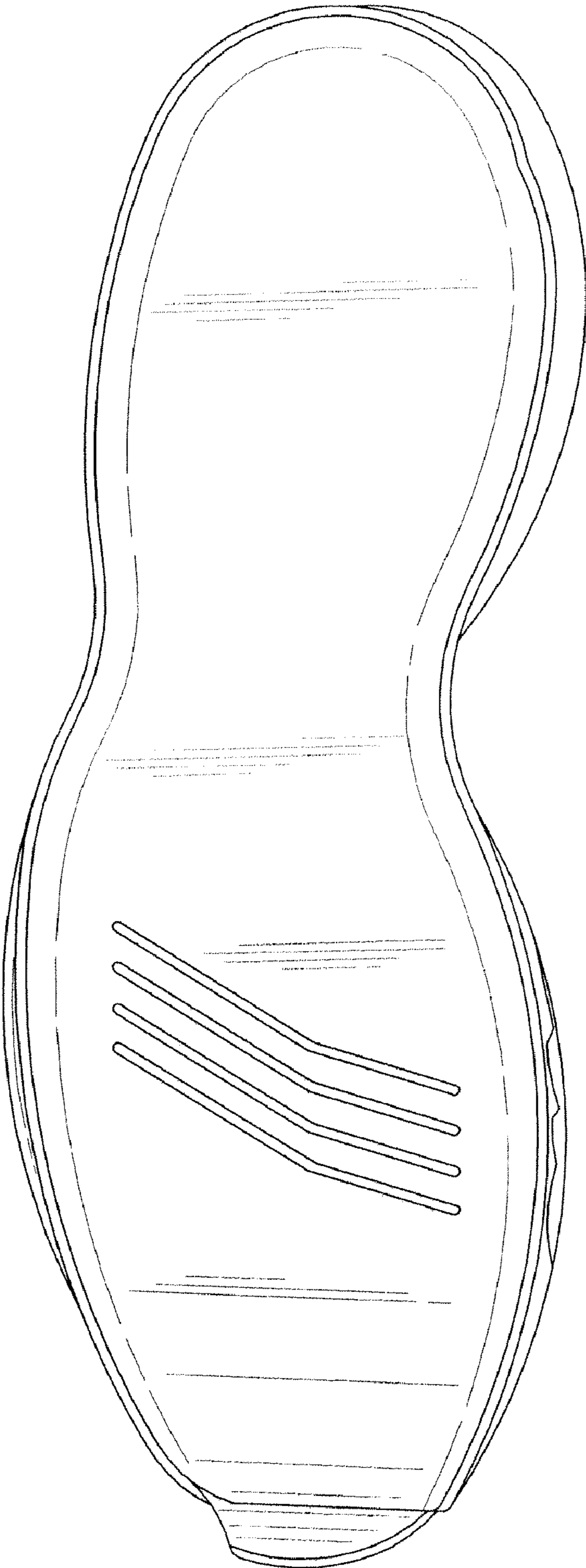


FIG. 7




FIG. 8

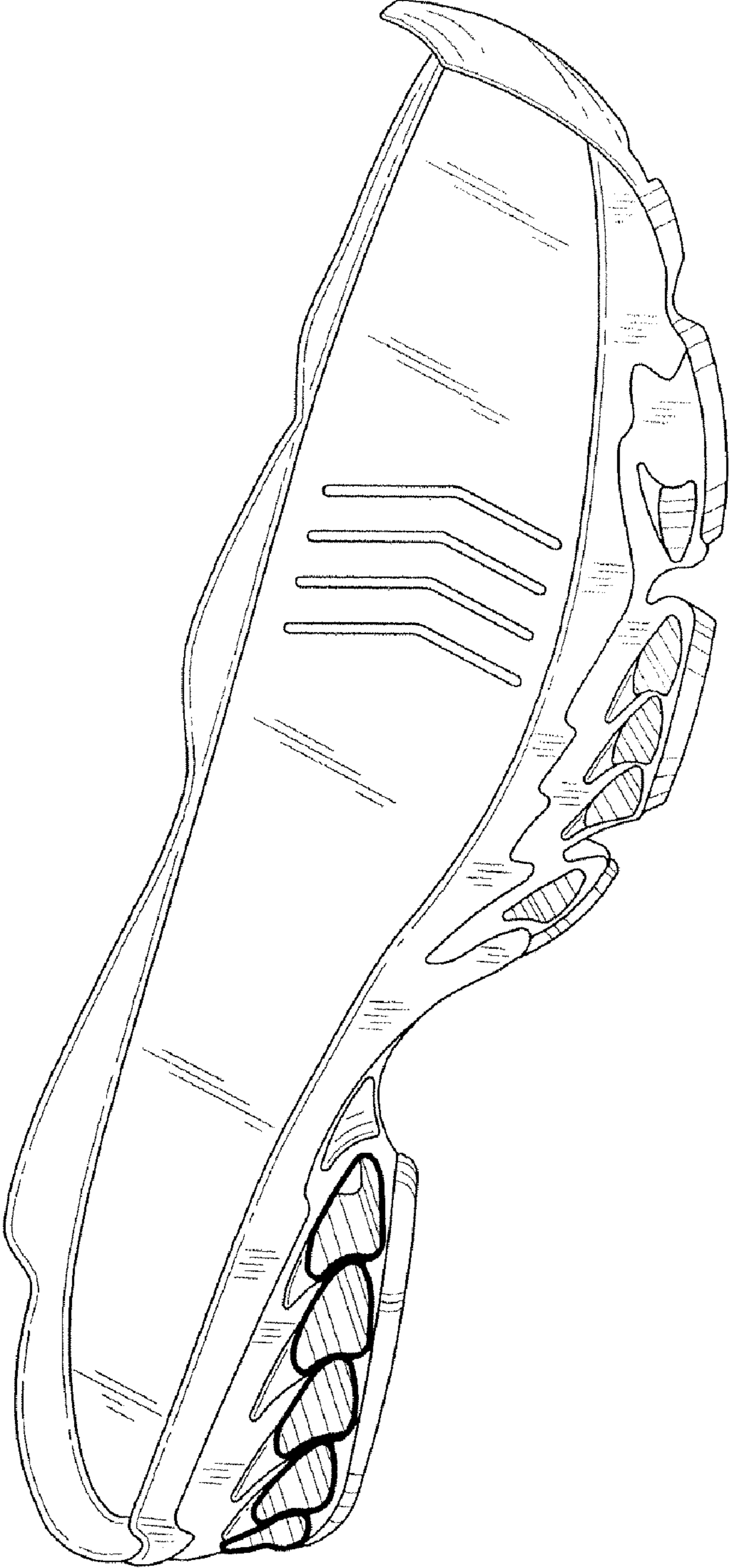


FIG. 9




FIG. 10

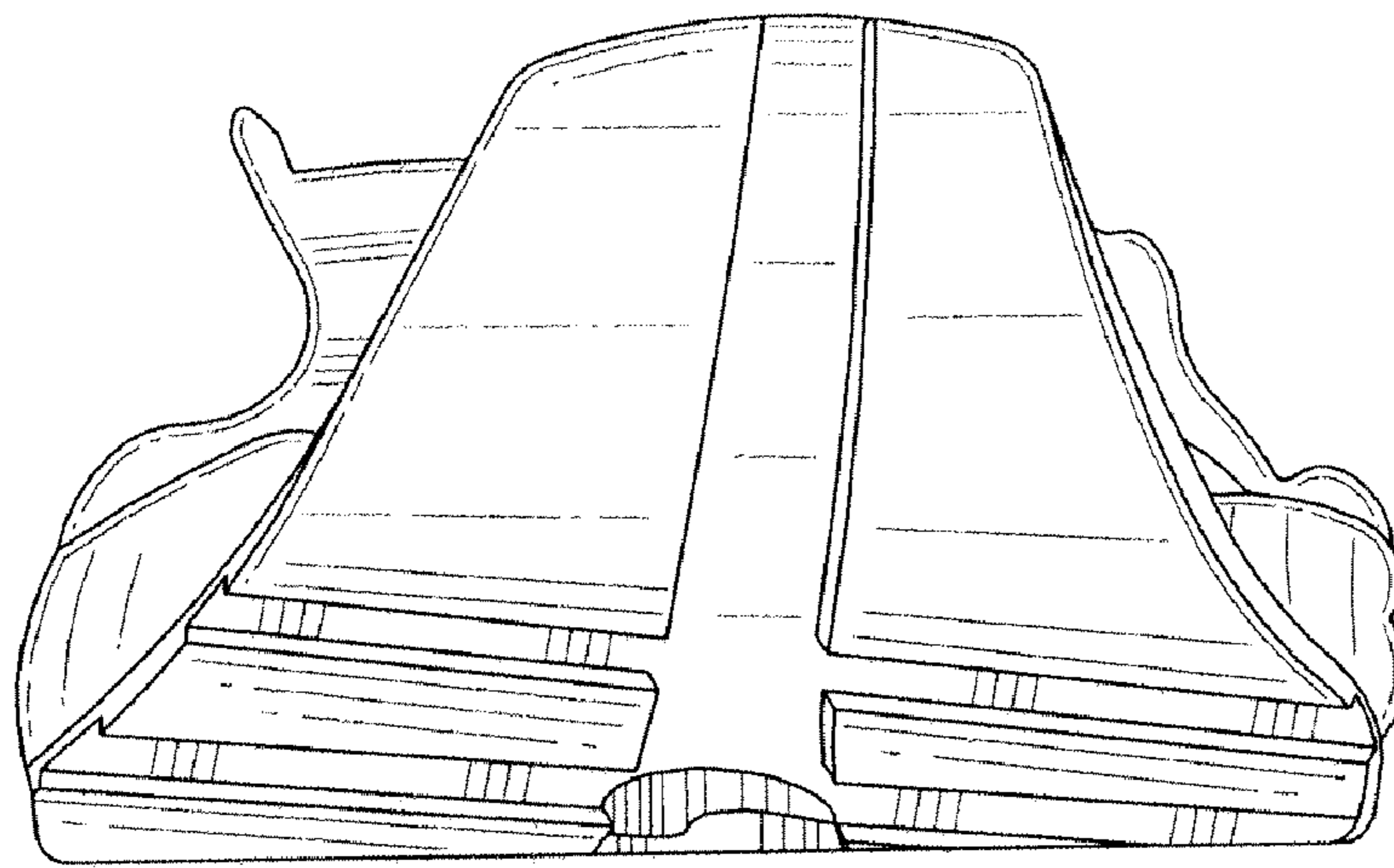


FIG. 11

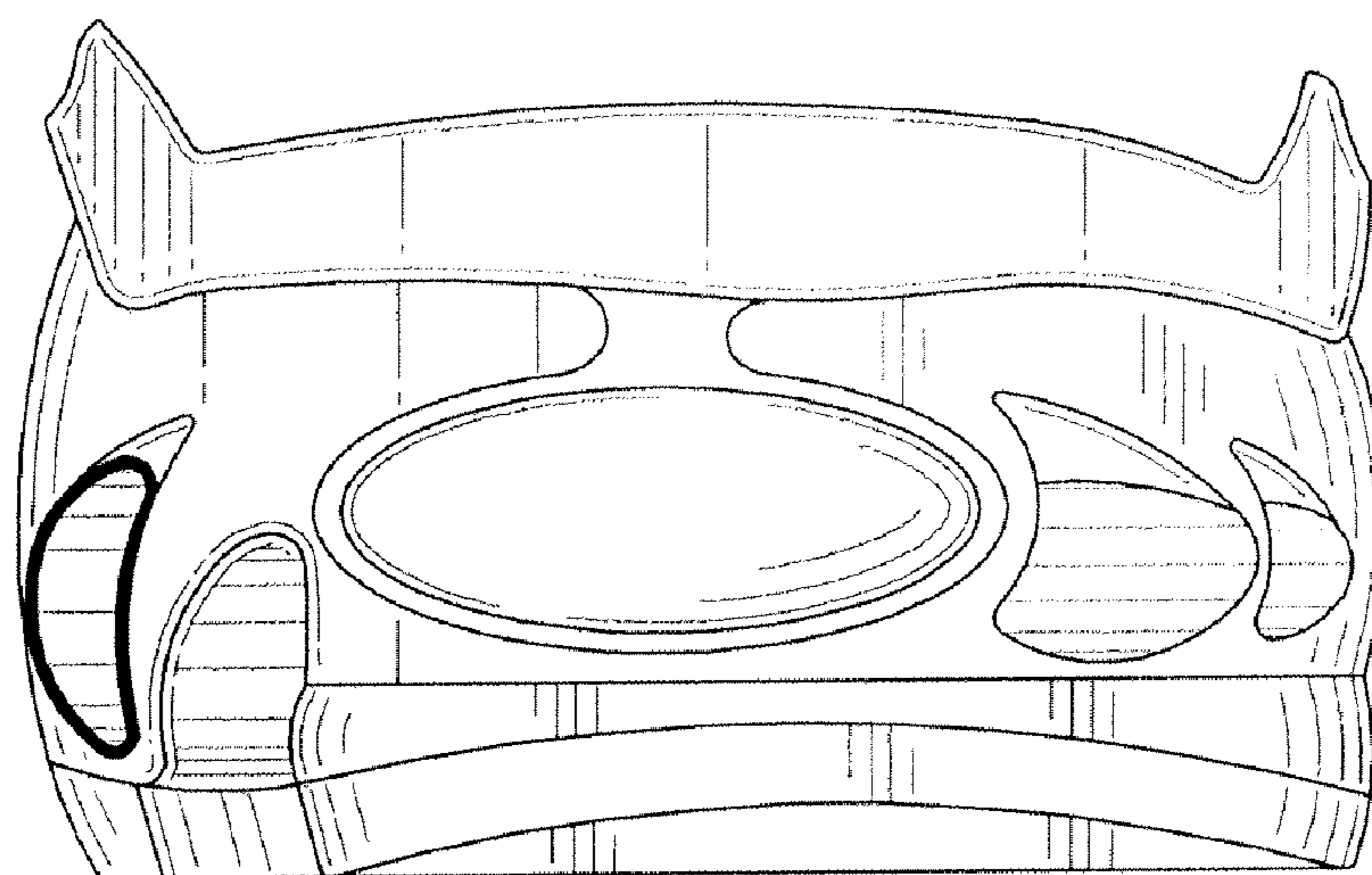


FIG. 12

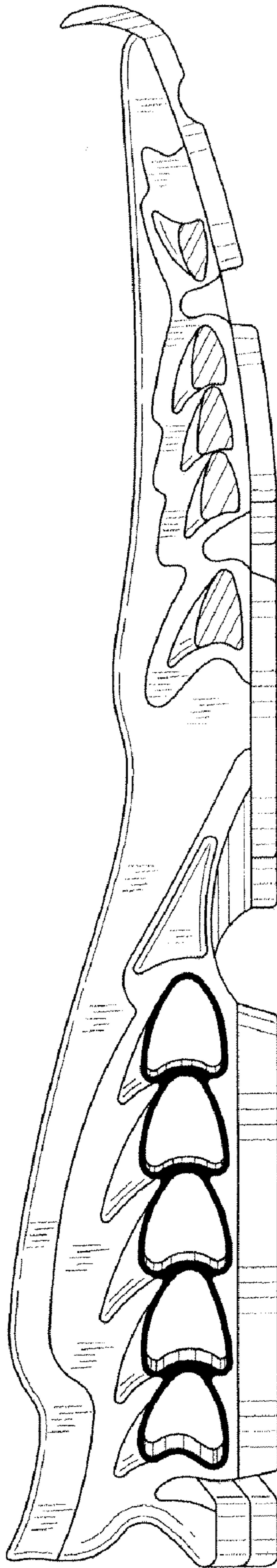


FIG. 13

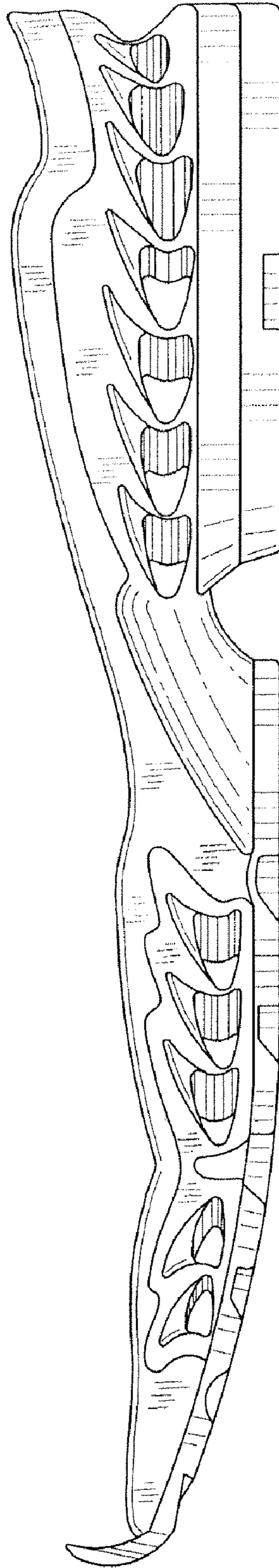


FIG. 14

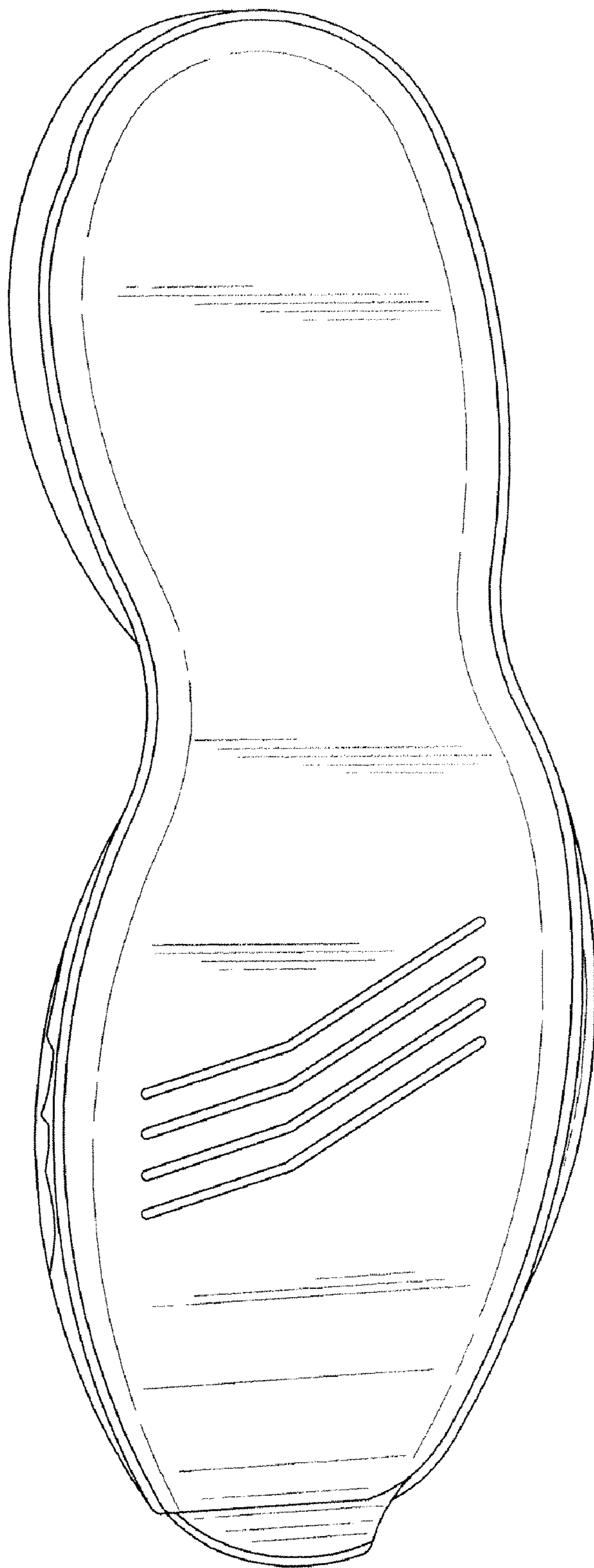


FIG. 15

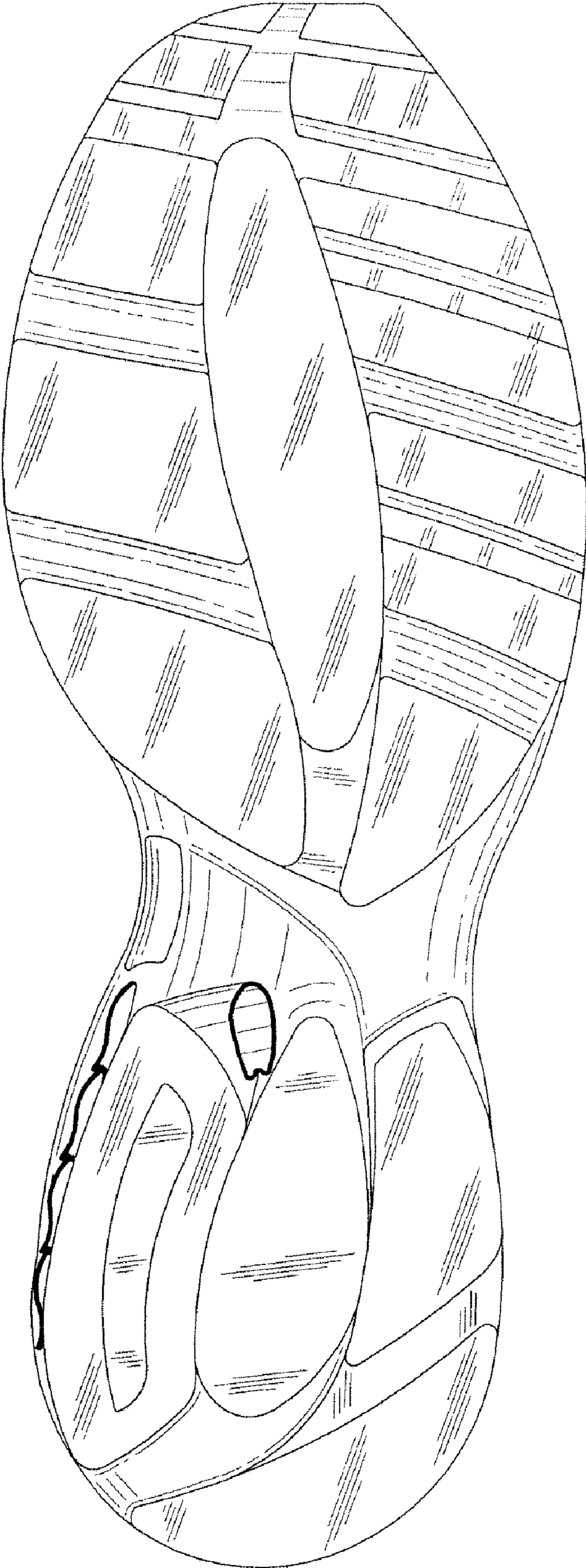


FIG. 16