



US00D616184S

(12) **United States Design Patent**
Ng

(10) **Patent No.:** **US D616,184 S**
(45) **Date of Patent:** **** May 25, 2010**

(54) **PORTION OF A FOOTWEAR UPPER**

D578,747 S * 10/2008 Le D2/970
D579,188 S 10/2008 Le
D581,646 S 12/2008 Le
D585,185 S * 1/2009 del Biondi et al. D2/910
D589,241 S * 3/2009 Le D2/970

(75) Inventor: **Natalie Ng**, Santa Barbara, CA (US)

(73) Assignee: **Deckers Outdoor Corporation**, Goleta, CA (US)

(**) Term: **14 Years**

(21) Appl. No.: **29/350,186**

(22) Filed: **Nov. 12, 2009**

(51) **LOC (9) Cl.** **02-99**

(52) **U.S. Cl.** **D2/946; D2/970**

(58) **Field of Classification Search** D2/896,
D2/909-912, 946, 969, 970; 36/45, 50.1,
36/50.5, 83, 3 A, 7.1 R, 113, 101, 112, 114,
36/116, 117.1, 121

See application file for complete search history.

(56) **References Cited**

U.S. PATENT DOCUMENTS

382,498 A * 5/1888 Thomas 36/4
D21,954 S 11/1892 Richardson
D42,322 S * 3/1912 Grosvenor D2/911
2,427,459 A * 9/1947 Jastrzomb 36/1
D152,255 S 1/1949 Goeller
D154,007 S * 5/1949 Watkins et al. D2/911
D155,573 S * 10/1949 Bingham, Jr. D2/910
D159,761 S 3/1950 Stromberg
D159,577 S 8/1950 Barron
D166,945 S 4/1952 Bingham
D198,307 S 6/1964 Cohn
D232,876 S 9/1974 Cupples
D238,911 S 2/1976 Persson
D270,205 S 8/1983 Casetta
D319,332 S 8/1991 Itzkowitz
D544,188 S 6/2007 Le
D572,893 S 7/2008 Le

OTHER PUBLICATIONS

UGG Australia 1990 Catalog, model name Classic Tall.
UGG Australia 2004 Catalog, model name Ultimate Tall.
Creative Footwear Magazine, Jul. 1940 issue, models with furry cuffs
by Converse and U.S. Rubber Co.

* cited by examiner

Primary Examiner—Robert M Spear

Assistant Examiner—Rashida C McCoy

(74) *Attorney, Agent, or Firm*—Greer, Burns & Crain, Ltd.

(57) **CLAIM**

The ornamental design for a portion of a footwear upper, as shown and described.

DESCRIPTION

FIG. 1 is a perspective view of a portion of a footwear upper showing my new design;

FIG. 2 is a side elevational view thereof;

FIG. 3 is an opposite side elevational view thereof;

FIG. 4 is a front elevational view thereof;

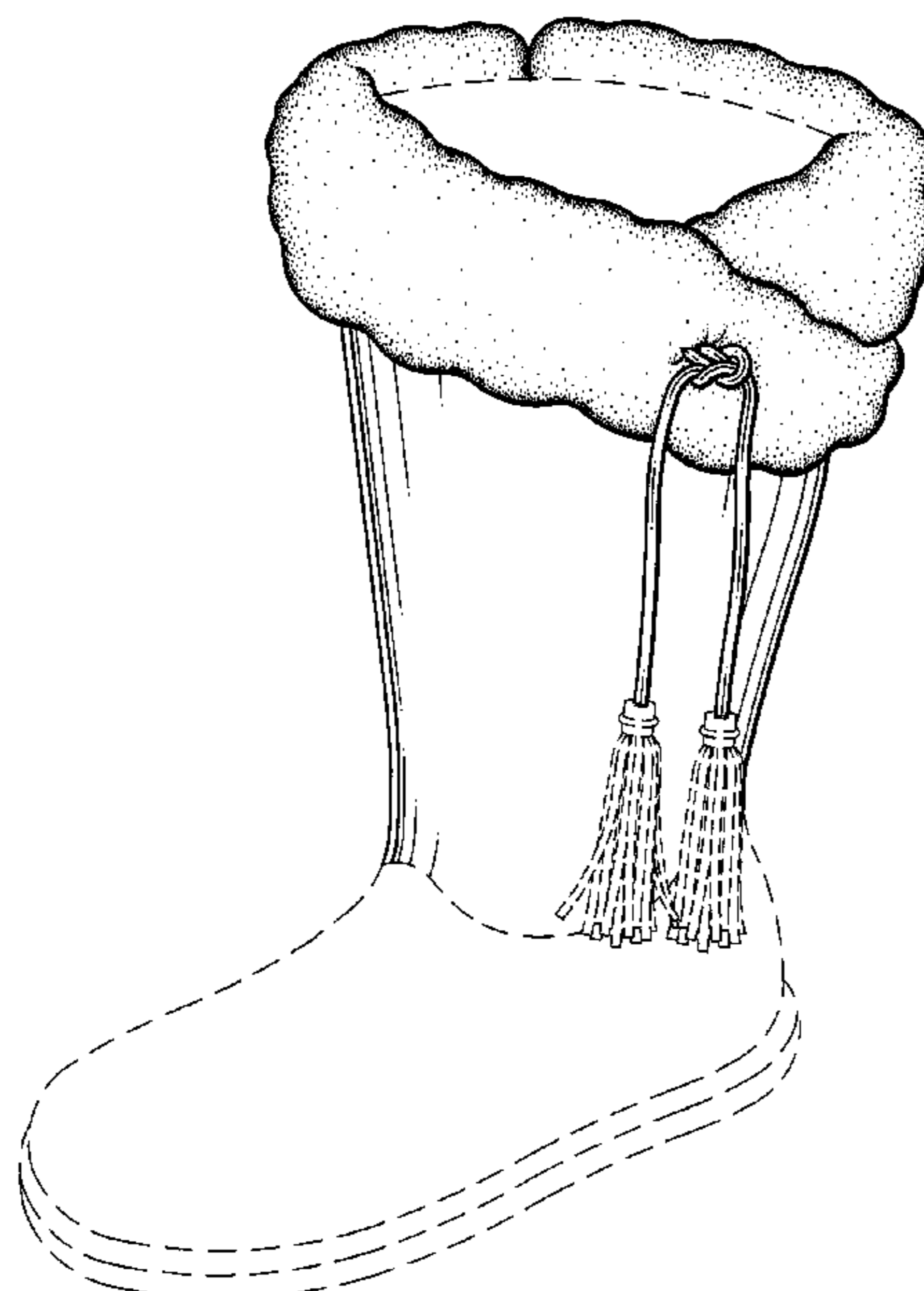
FIG. 5 is a rear elevational view thereof;

FIG. 6 is a top plan view thereof; and,

FIG. 7 is a bottom plan view thereof.

The broken lines in FIGS. 1-7 represent portions of the footwear that form no part of the claimed design. The broken lines which define the bounds of the claimed design form no part thereof.

1 Claim, 5 Drawing Sheets



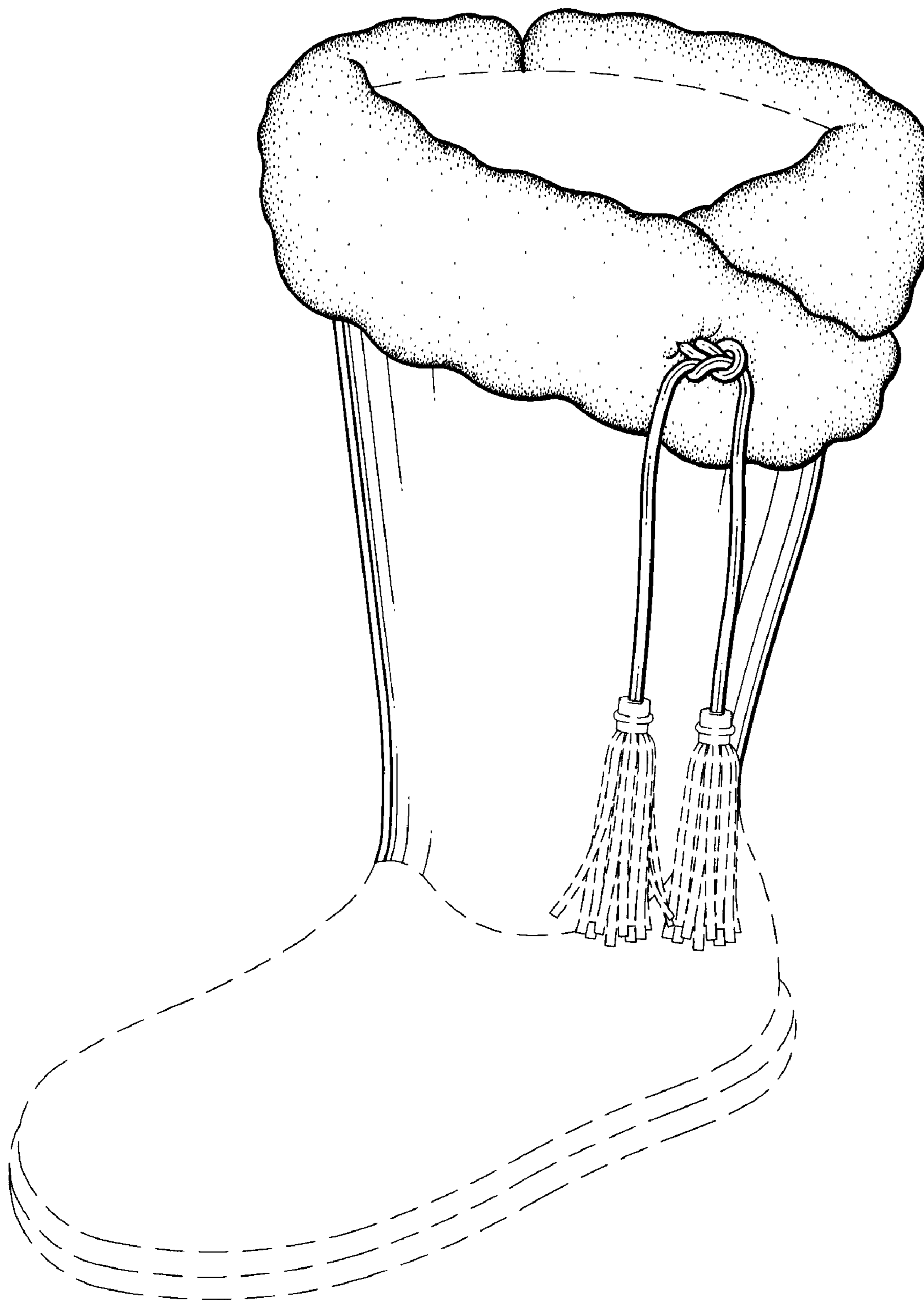


FIG. 1

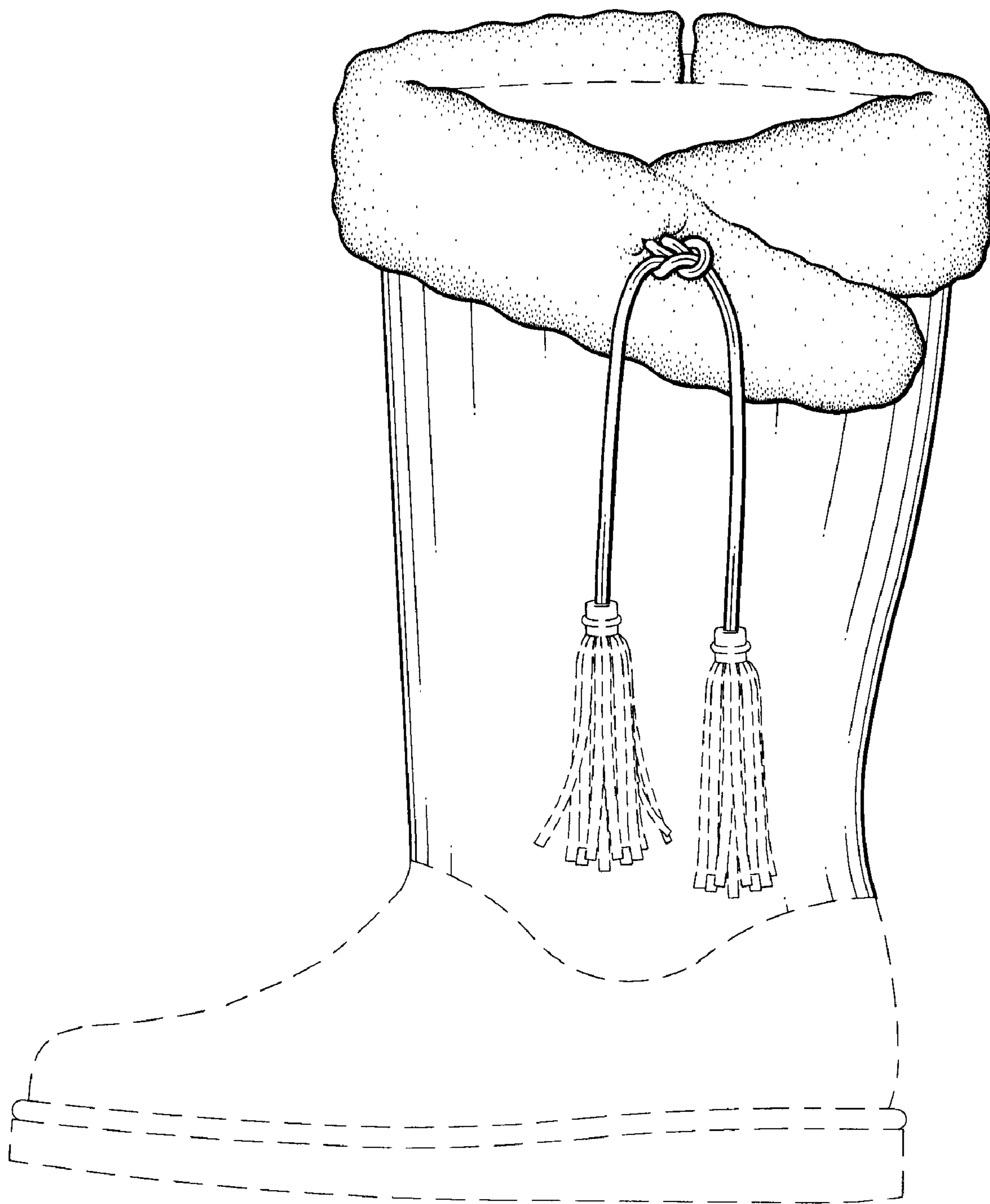


FIG. 2

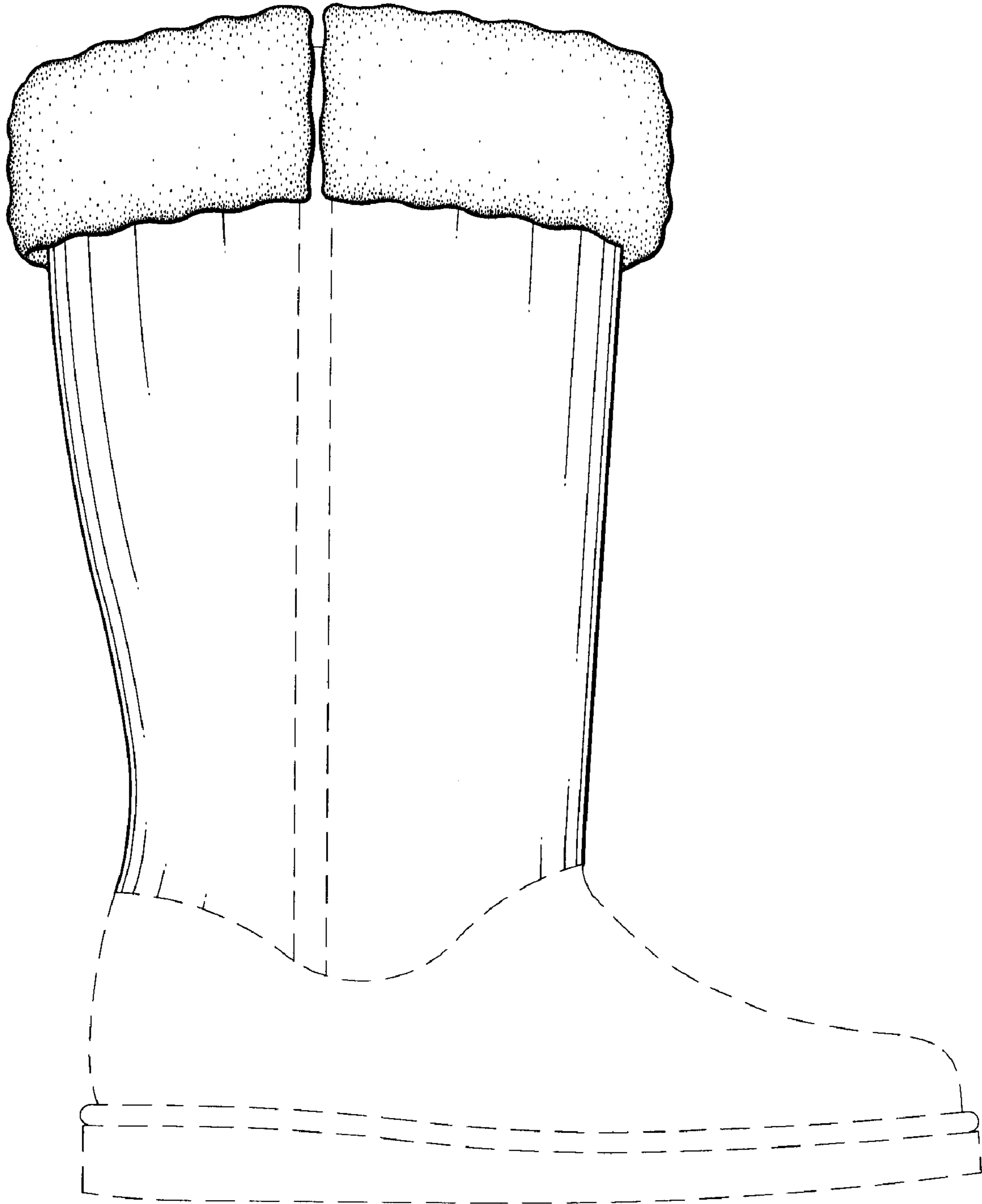


FIG. 3

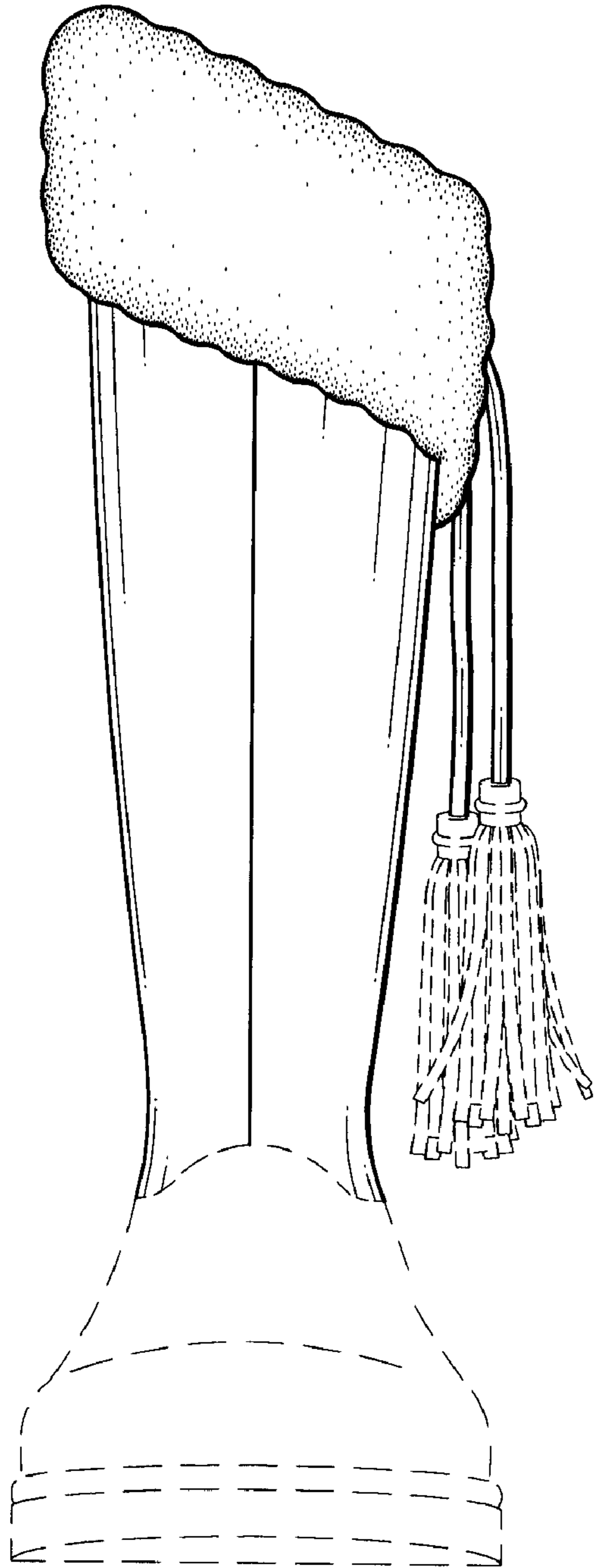


FIG. 4

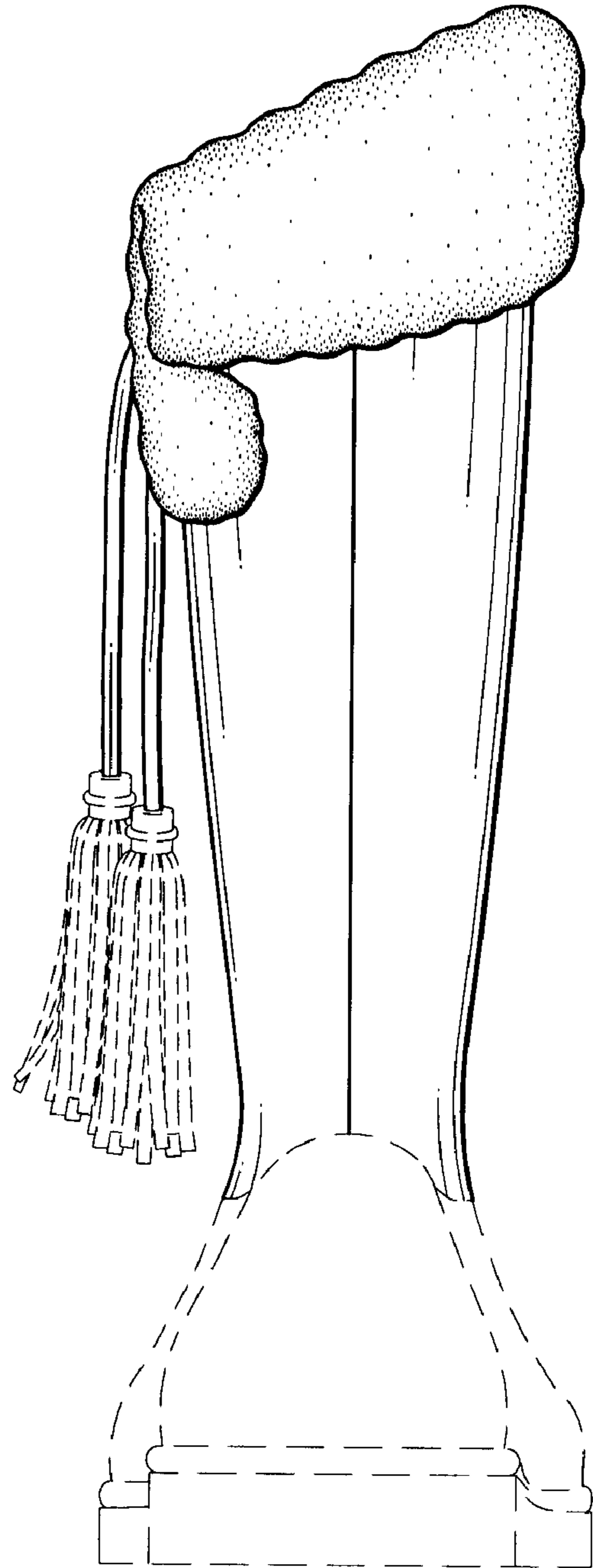


FIG. 5

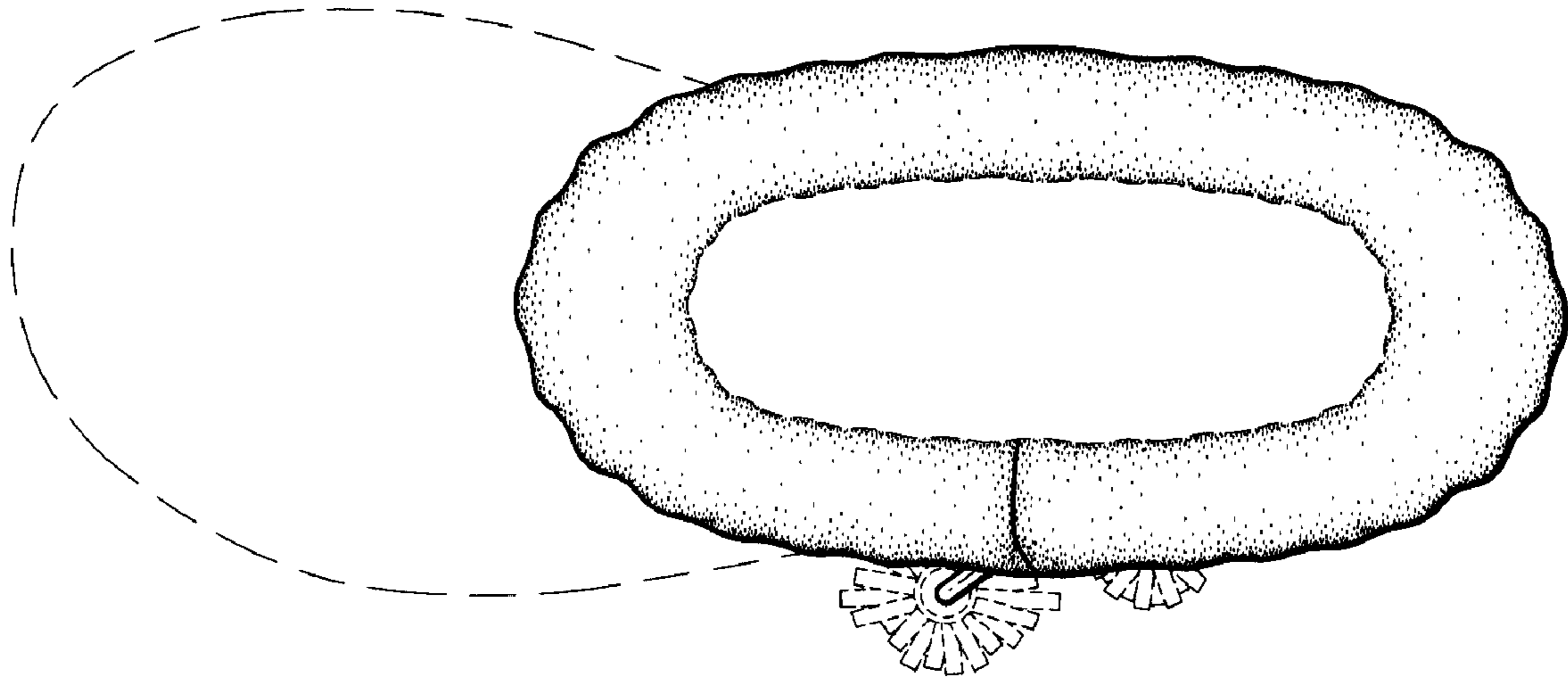


FIG. 6




FIG. 7