



US00D616182S

(12) **United States Design Patent**  
**Nelson**

(10) **Patent No.:** **US D616,182 S**

(45) **Date of Patent:** **\*\* May 25, 2010**

(54) **PROTECTIVE CAP FOR TOE OF BOOT**

(75) Inventor: **Timothy W. Nelson**, Sheffield Village, OH (US)

(73) Assignee: **T. Nelson, Inc.**, Sheffield Village, OH (US)

(\*\*) Term: **14 Years**

(21) Appl. No.: **29/354,850**

(22) Filed: **Jan. 29, 2010**

(51) **LOC (9) Cl.** ..... **02-04**

(52) **U.S. Cl.** ..... **D2/913; D2/909; D2/946; D2/976**

(58) **Field of Classification Search** ..... D2/901, D2/902, 906, 909, 910, 913, 914, 915, 972; 36/31, 76 R, 14, 45, 91, 77 R  
See application file for complete search history.

(56) **References Cited**

**U.S. PATENT DOCUMENTS**

122,969	A *	1/1872	Sage	36/72 R
280,264	A *	6/1883	Walker	36/72 R
1,023,417	A *	4/1912	De Vore	36/72 R
1,118,755	A *	11/1914	Fiscous	36/84
1,726,198	A *	8/1929	Stahl	36/128
1,872,025	A *	8/1932	Baynard et al.	36/72 R
2,007,728	A *	7/1935	Ranauro	36/72 R
2,325,741	A *	8/1943	Chertok	36/72 R
2,625,753	A *	1/1953	Null et al.	36/72 R
2,747,303	A *	5/1956	Abrahams	36/72 R
3,497,972	A	3/1970	Lyman	
3,974,578	A	8/1976	Oettinger et al.	
4,134,220	A	1/1979	Dassler	
4,166,328	A	9/1979	Hamilton	
4,551,876	A	11/1985	Leslie	
D282,022	S *	1/1986	Wright	D2/972
D291,621	S *	9/1987	Herman	D2/913

4,735,003	A *	4/1988	Dykeman	36/77 R
D308,903	S *	7/1990	Rosas	D2/913
D316,772	S *	5/1991	Rose	D2/913
5,074,060	A *	12/1991	Brncick et al.	36/77 R
D341,699	S *	11/1993	Williams et al.	D2/913
D345,449	S *	3/1994	Armstrong	D2/913
5,331,751	A *	7/1994	Harwood	36/77 R
5,809,666	A *	9/1998	Harwood	36/77 R
D412,391	S *	8/1999	Covatch	D2/913
D420,784	S *	2/2000	Riecken	D2/913
6,367,170	B1 *	4/2002	Williams	36/77 M
6,598,323	B1 *	7/2003	Gougelet et al.	36/77 R
D493,275	S *	7/2004	Koyess et al.	D2/946
6,907,681	B2 *	6/2005	Tanaka et al.	36/77 R

\* cited by examiner

*Primary Examiner*—Robert M Spear

*Assistant Examiner*—Rashida C McCoy

(74) *Attorney, Agent, or Firm*—Pearne & Gordon LLP

(57) **CLAIM**

The ornamental design for a protective cap for toe of boot, as shown and described.

**DESCRIPTION**

FIG. 1 is a perspective view of a protective cap for toe of boot, showing my new design, as shown attached on the toe of a boot;

FIG. 2 is a top plan view thereof;

FIG. 3 is a front elevational view thereof;

FIG. 4 is a right side elevational view thereof, the left side elevational view being a mirror image thereof;

FIG. 5 is a bottom plan view thereof; and,

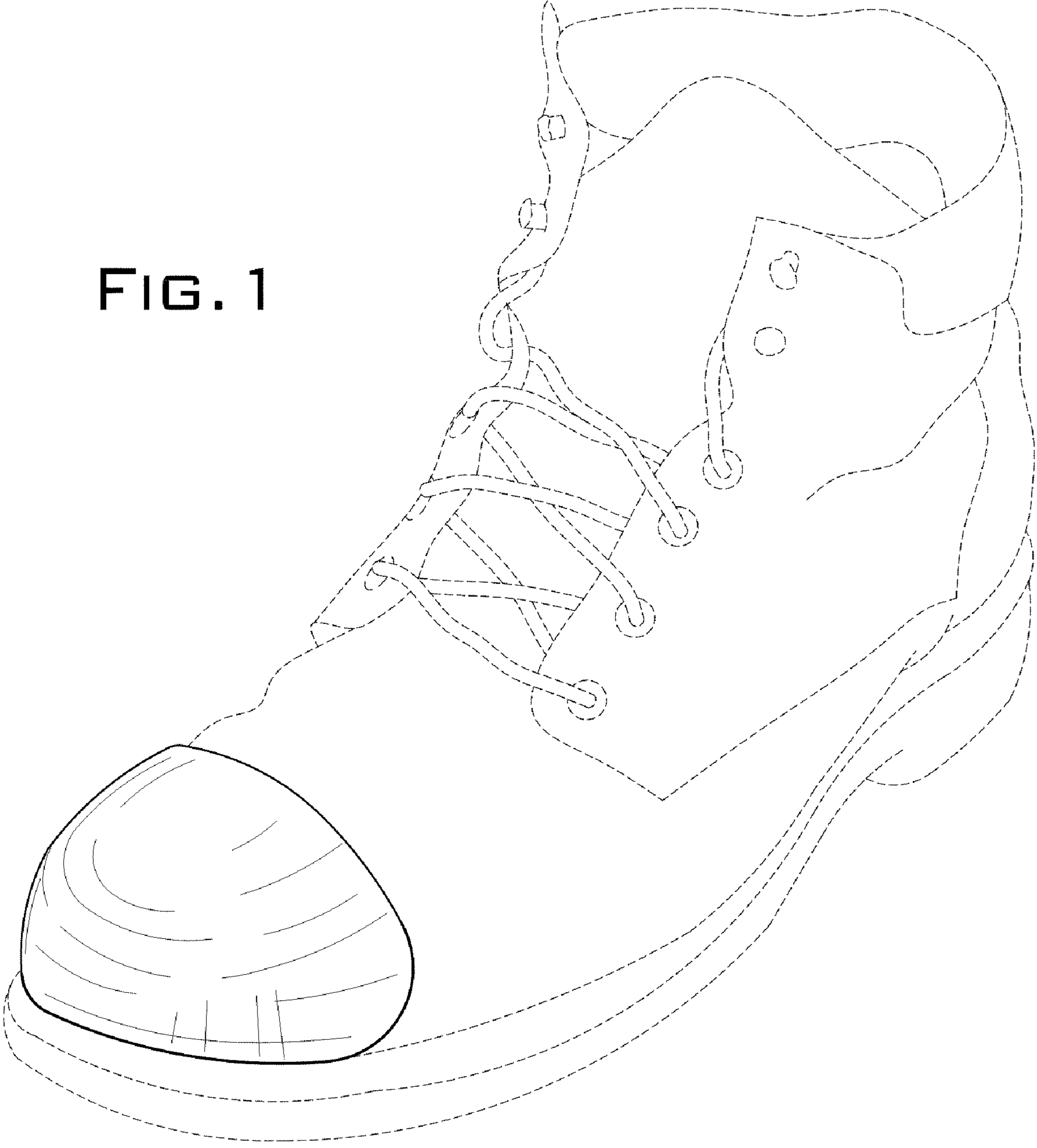
FIG. 6 is a back elevational view thereof.

The boot shown in broken lines is for illustrative purposes only and forms no part of the claimed design.

**1 Claim, 2 Drawing Sheets**



FIG. 1



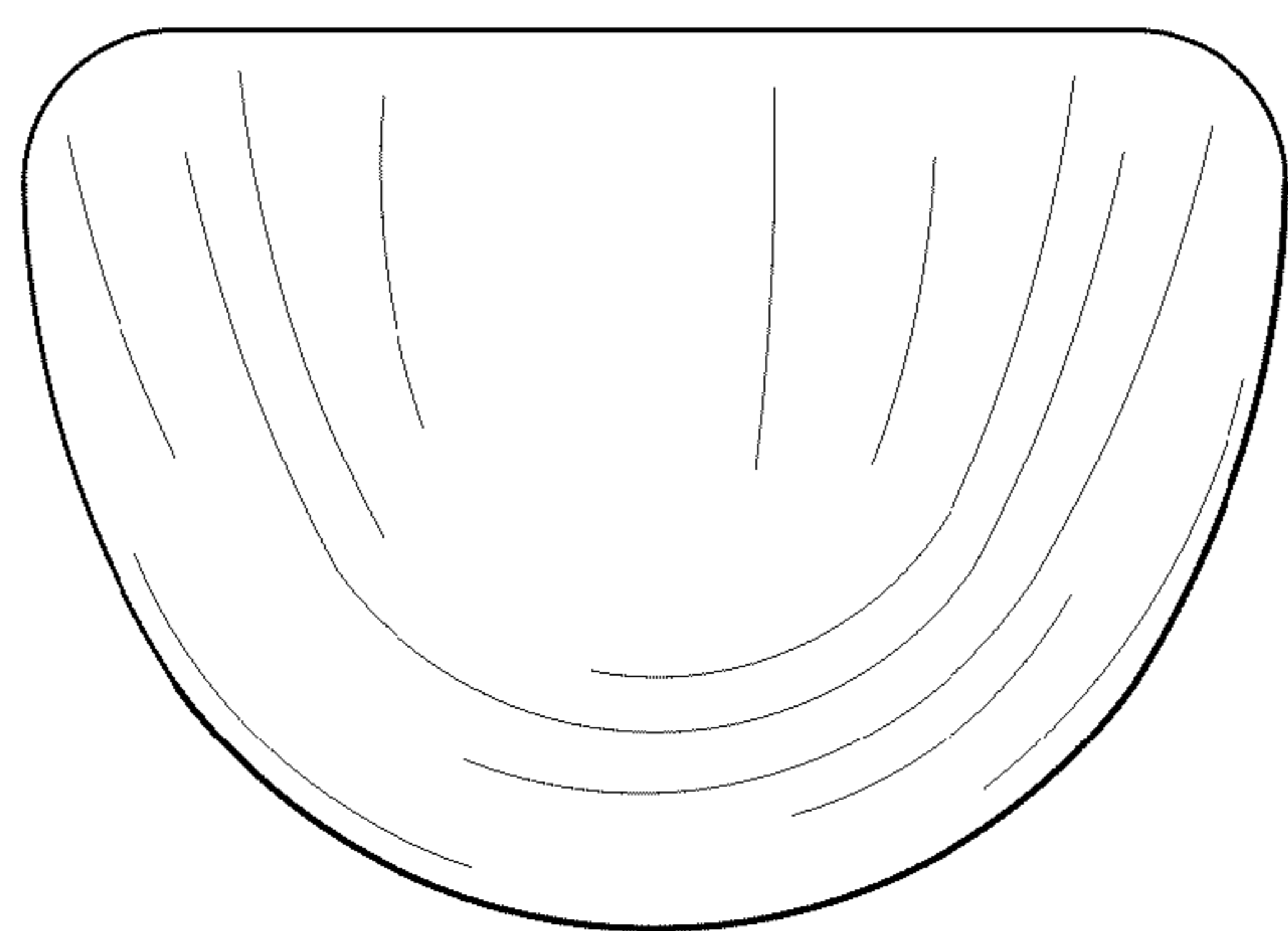


FIG. 2

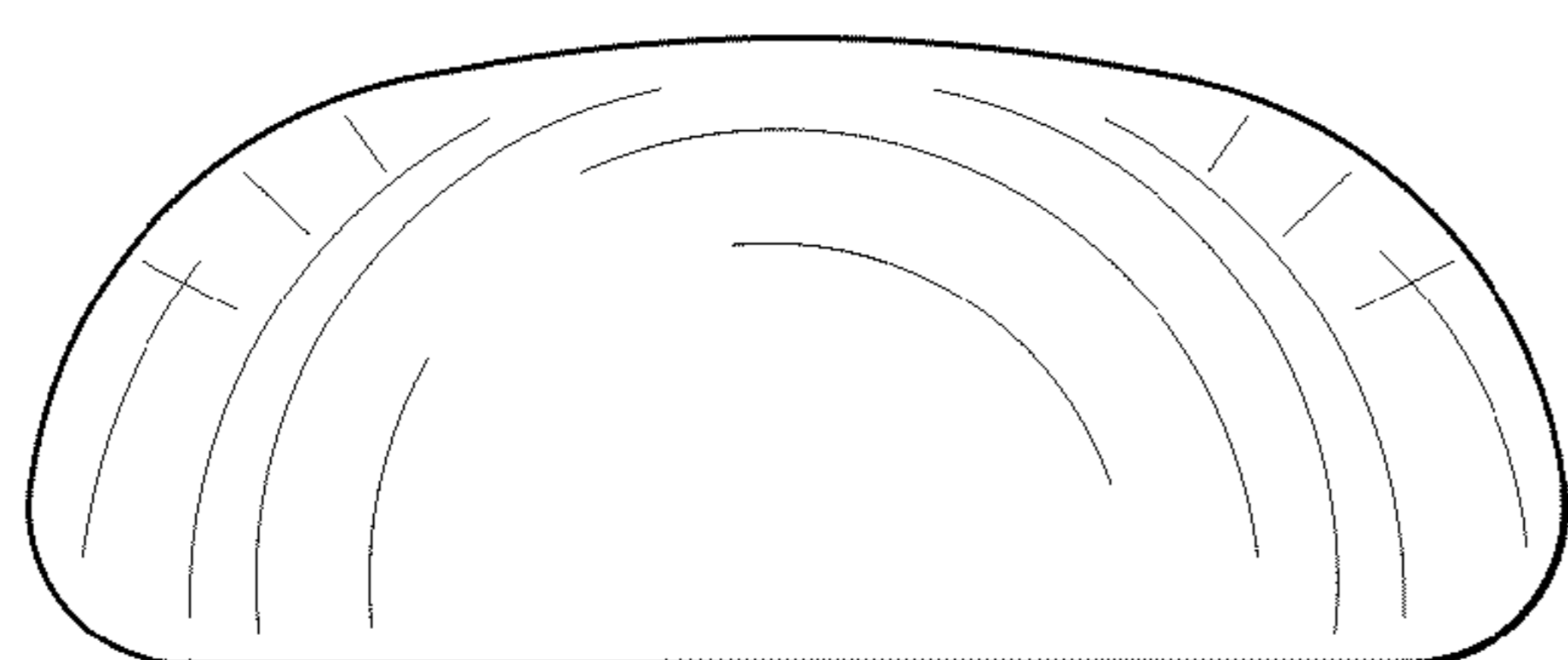


FIG. 3

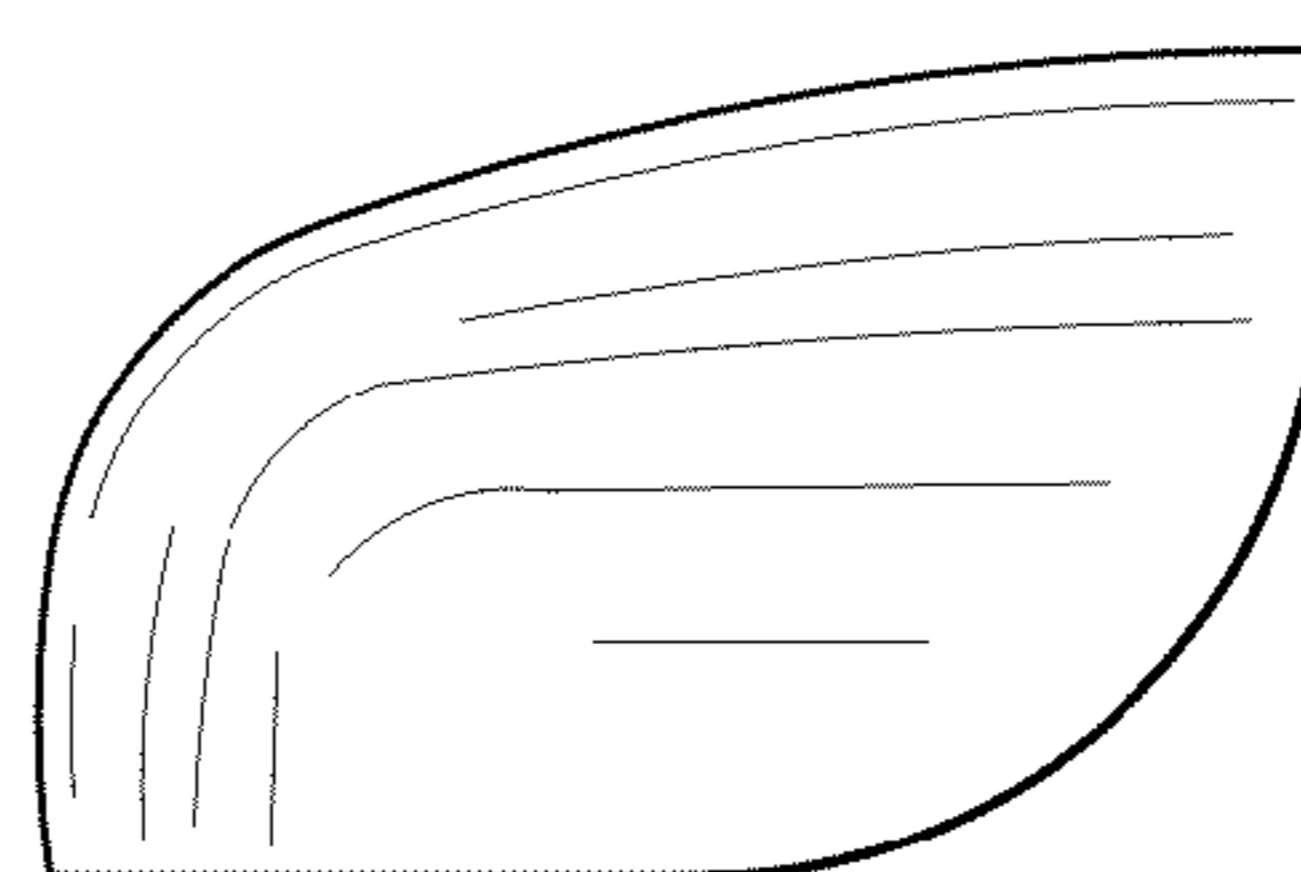


FIG. 4

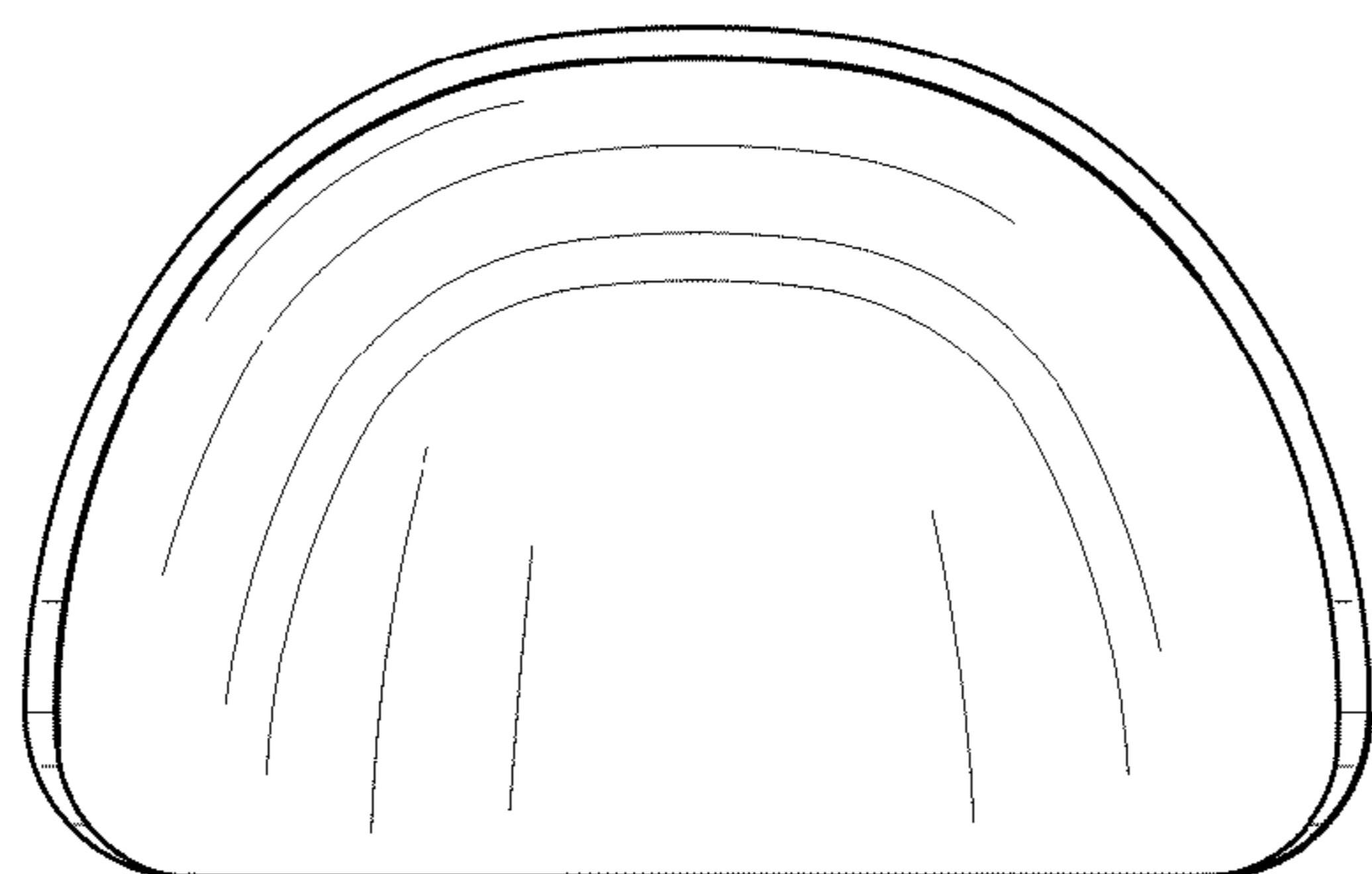


FIG. 5

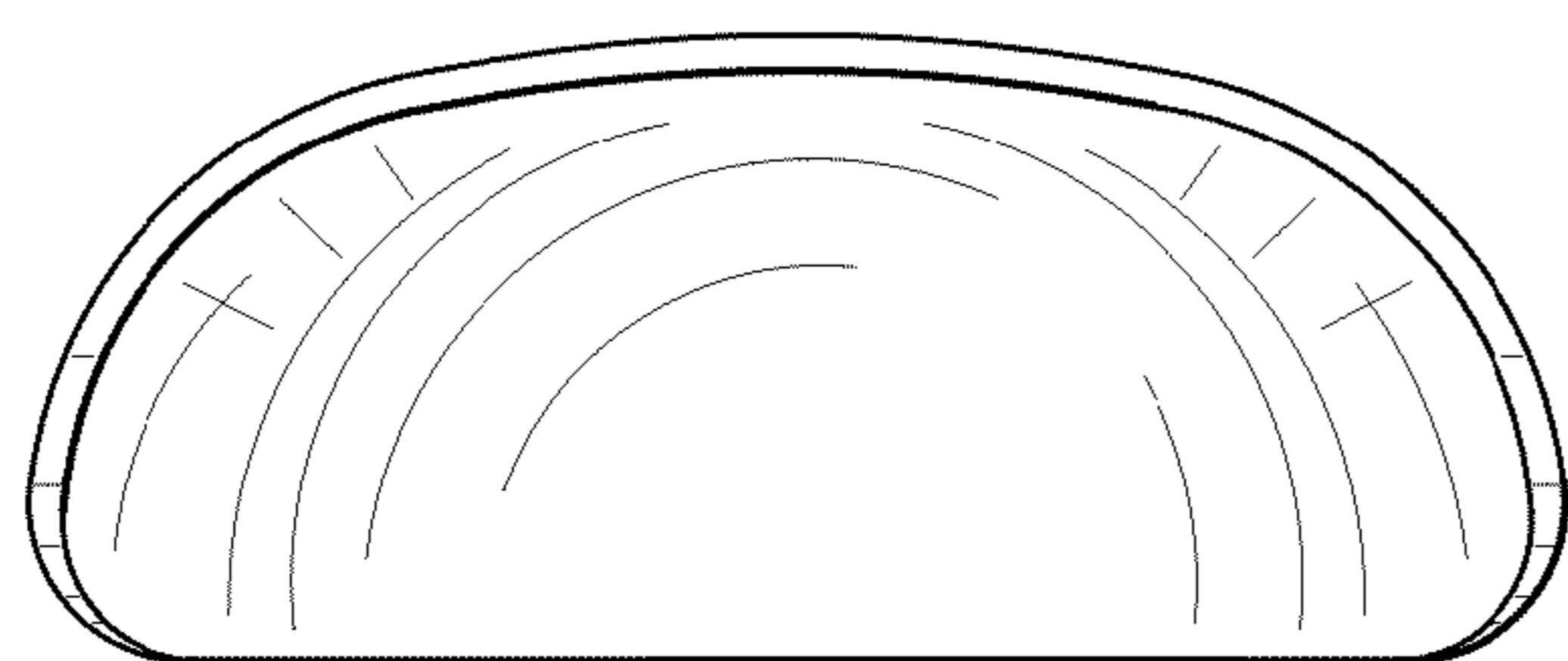


FIG. 6