



US00D616179S

(12) **United States Design Patent**  
**Serpa et al.**

(10) **Patent No.:** **US D616,179 S**

(45) **Date of Patent:** **\*\* May 25, 2010**

(54) **NECKTIE**

(76) Inventors: **Anthony F. Serpa**, 4125 Benham Ave.,  
Baldwin Park, CA (US) 91706; **Frances**  
**M. Serpa**, 4125 Benham Ave., Baldwin  
Park, CA (US) 91706

(\*\*) **Term:** **14 Years**

(21) **Appl. No.:** **29/338,129**

(22) **Filed:** **Jun. 4, 2009**

(51) **LOC (9) Cl.** ..... **02-05**

(52) **U.S. Cl.** ..... **D2/605**

(58) **Field of Classification Search** ..... D2/500,  
D2/624, 627, 600-610; 2/91, 139, 207, 144-150  
See application file for complete search history.

(56) **References Cited**

**U.S. PATENT DOCUMENTS**

2,495,614	A *	1/1950	Vandermark	.....	2/153
D195,021	S *	4/1963	Weeks	.....	D2/605
D321,276	S *	11/1991	Weeks	.....	D2/605
D396,540	S	8/1998	She		
D432,757	S	10/2000	Yoon		
D436,240	S	1/2001	Haines, Sr.		
D448,913	S	10/2001	Richardson		
D511,408	S	11/2005	Heath		
D513,826	S	1/2006	Jessen		
D550,928	S	9/2007	Brown		

\* cited by examiner

*Primary Examiner*—T. Chase Nelson

*Assistant Examiner*—Kathleen M Sims

(74) *Attorney, Agent, or Firm*—Edgar W. Averill, Jr.; Kenneth  
L. Green

(57) **CLAIM**

The ornamental design for a necktie, as shown and described.

**DESCRIPTION**

FIG. 1 is a perspective view showing the top and right side of  
the necktie showing our new design.

FIG. 2 is a front elevational view thereof.

FIG. 3 is a rear elevational view thereof.

FIG. 4 is a right side view thereof.

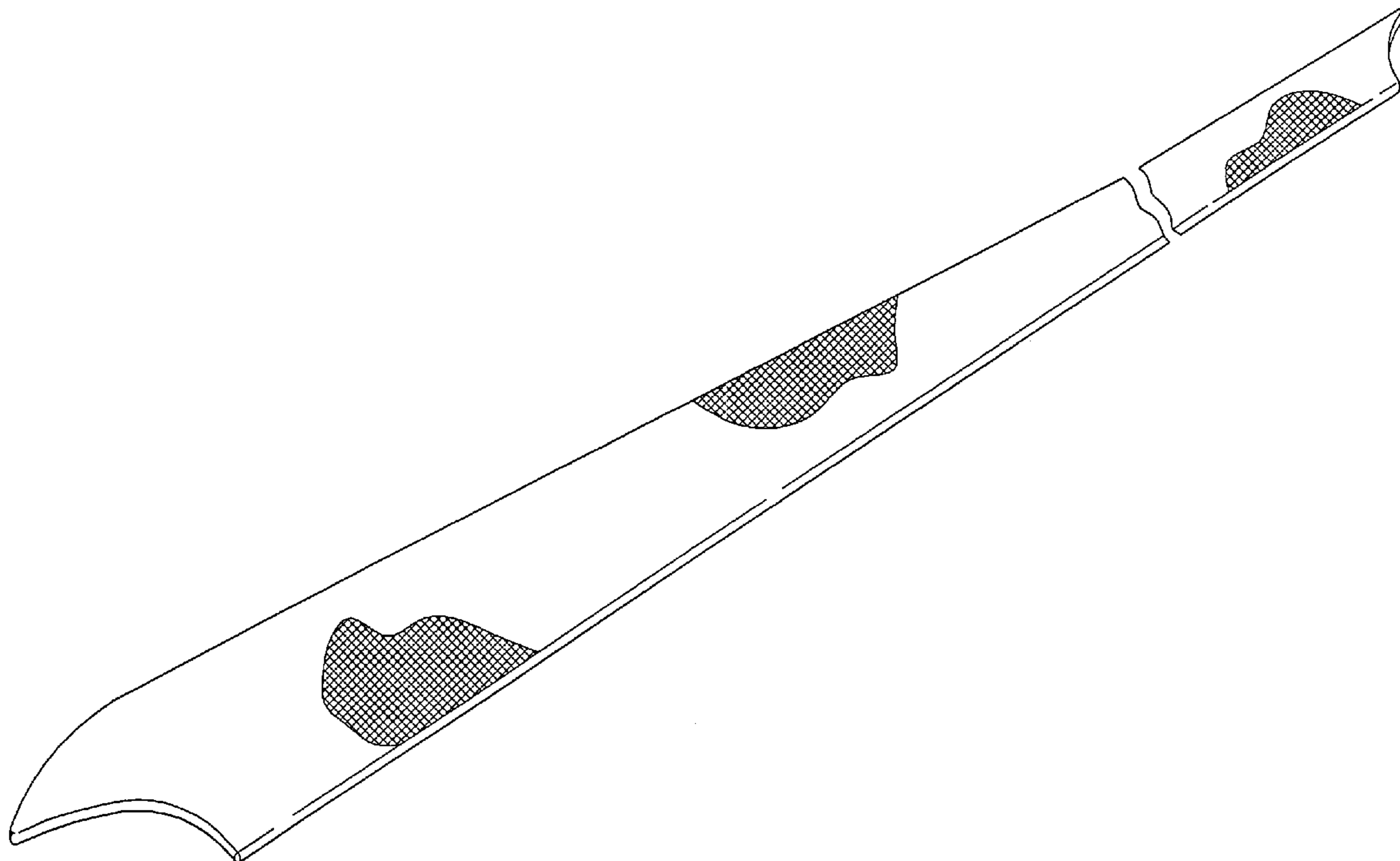
FIG. 5 is a left side view thereof.

FIG. 6 is a bottom view thereof; and,

FIG. 7 is a top view thereof.

The broken line showing of stitching details in FIG. 3 is  
included for the purpose of showing environmental portions  
of the Necktie and forms no part of the claimed design. The  
design is shown broken away in order to indicate that a spe-  
cific length of necktie forms no part of the claimed design.

**1 Claim, 2 Drawing Sheets**



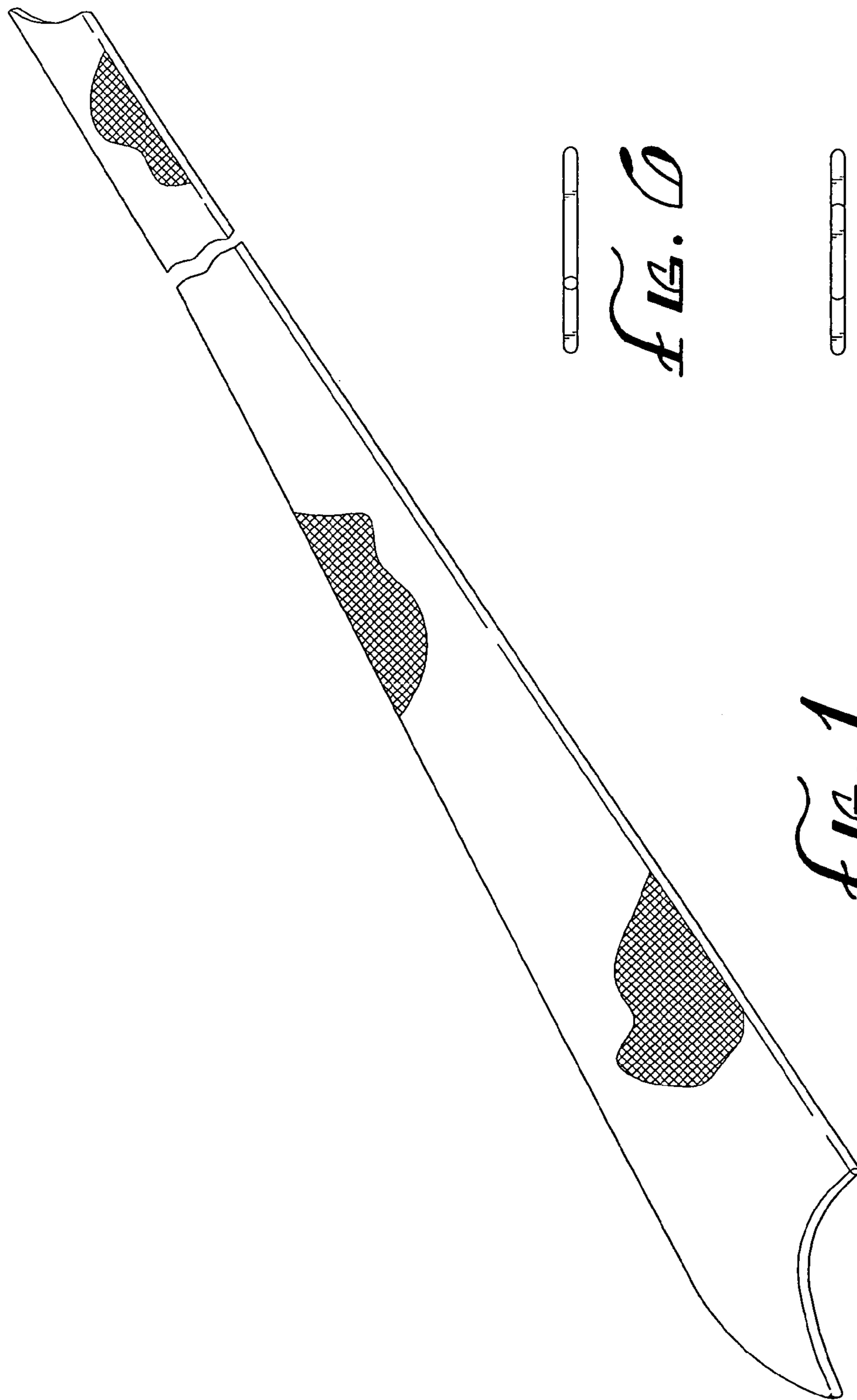


FIG. 1

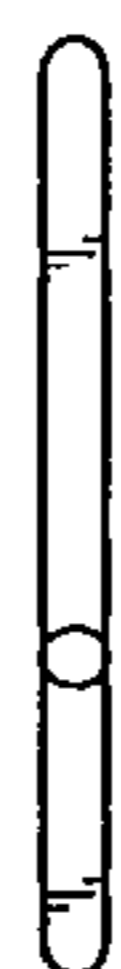


FIG. 2



FIG. 3

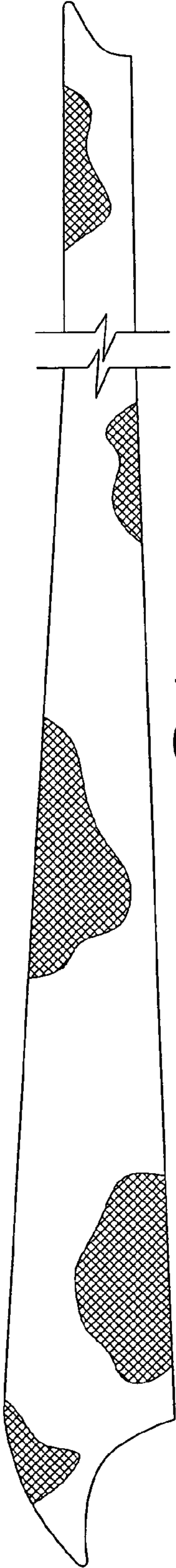


FIG. 2

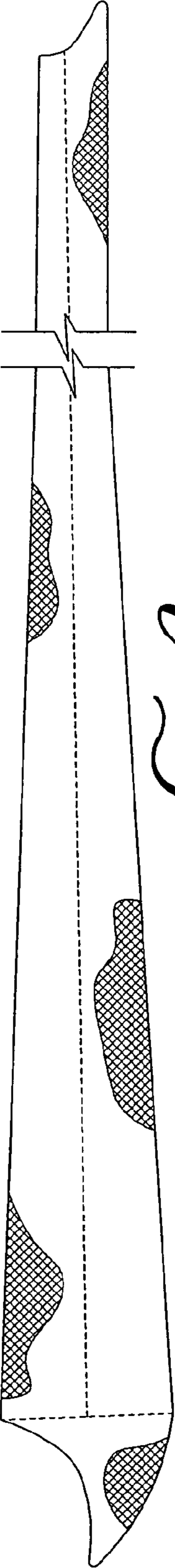


FIG. 3

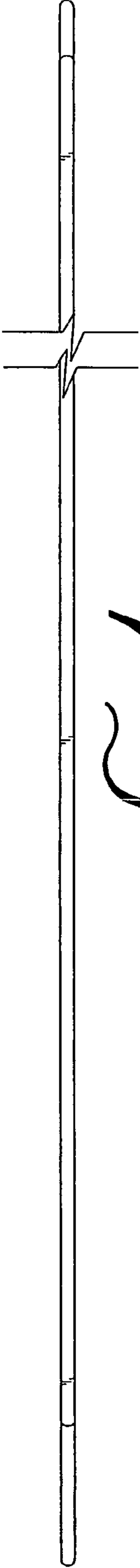


FIG. 4

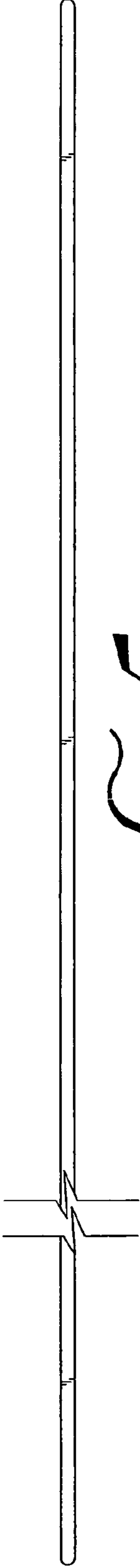


FIG. 5