



US00D616163S

(12) **United States Design Patent**  
**Nam et al.**

(10) **Patent No.:** **US D616,163 S**  
(45) **Date of Patent:** **\*\* May 18, 2010**

(54) **DOOR FOR DRUM-TYPE WASHING MACHINE**

D576,361 S \* 9/2008 Jeon et al. .... D32/6  
D577,161 S \* 9/2008 Jeon et al. .... D32/6

(75) Inventors: **Yeon Young Nam**, Kyunggi-do (KR);  
**Hee Jae Jeong**, Seoul (KR); **Hyung Jun Kim**,  
Kyunggi-do (KR); **Sei Ill Jeon**,  
Kyunggi-do (KR)

\* cited by examiner

*Primary Examiner*—T. Chase Nelson  
*Assistant Examiner*—Kathleen M Sims  
(74) *Attorney, Agent, or Firm*—Ladas and Parry LLP

(73) Assignee: **Samsung Electronics Co., Ltd.**, Suwon  
(KR)

(57) **CLAIM**

We claim the ornamental design for a door for drum-type washing machine, as shown and described.

(\*\*) Term: **14 Years**

(21) Appl. No.: **29/321,912**

**DESCRIPTION**

(22) Filed: **Jul. 25, 2008**

FIG. 1 is a front/right-side/top perspective view of a door for drum-type washing machine showing our new design;

(51) **LOC (9) Cl.** ..... **15-05**

FIG. 2 is a front-side elevational view thereof;

(52) **U.S. Cl.** ..... **D32/25**

FIG. 3 is a rear-side elevational view thereof;

(58) **Field of Classification Search** ..... D32/1,  
D32/5, 6, 8, 10, 25; 68/3 R, 12.01; 312/31;  
34/523, 524

FIG. 4 is a left-side elevational view thereof;

FIG. 5 is a right-side elevational view thereof;

See application file for complete search history.

FIG. 6 is a top-side elevational view thereof;

FIG. 7 is a bottom-side elevational view thereof; and,

(56) **References Cited**

FIG. 8 is a front/right-side/top perspective view thereof showing that the same is attached to drum-type washing machine.

**U.S. PATENT DOCUMENTS**

The broken lines of the present design in FIG. 8 are for illustrative purpose only and no part of the claimed design.

D518,250 S *	3/2006	Kirk et al. ....	D32/6
D524,493 S *	7/2006	Choi et al. ....	D32/6
D536,144 S *	1/2007	Seo et al. ....	D32/6
D543,322 S *	5/2007	Usui et al. ....	D32/6

**1 Claim, 7 Drawing Sheets**

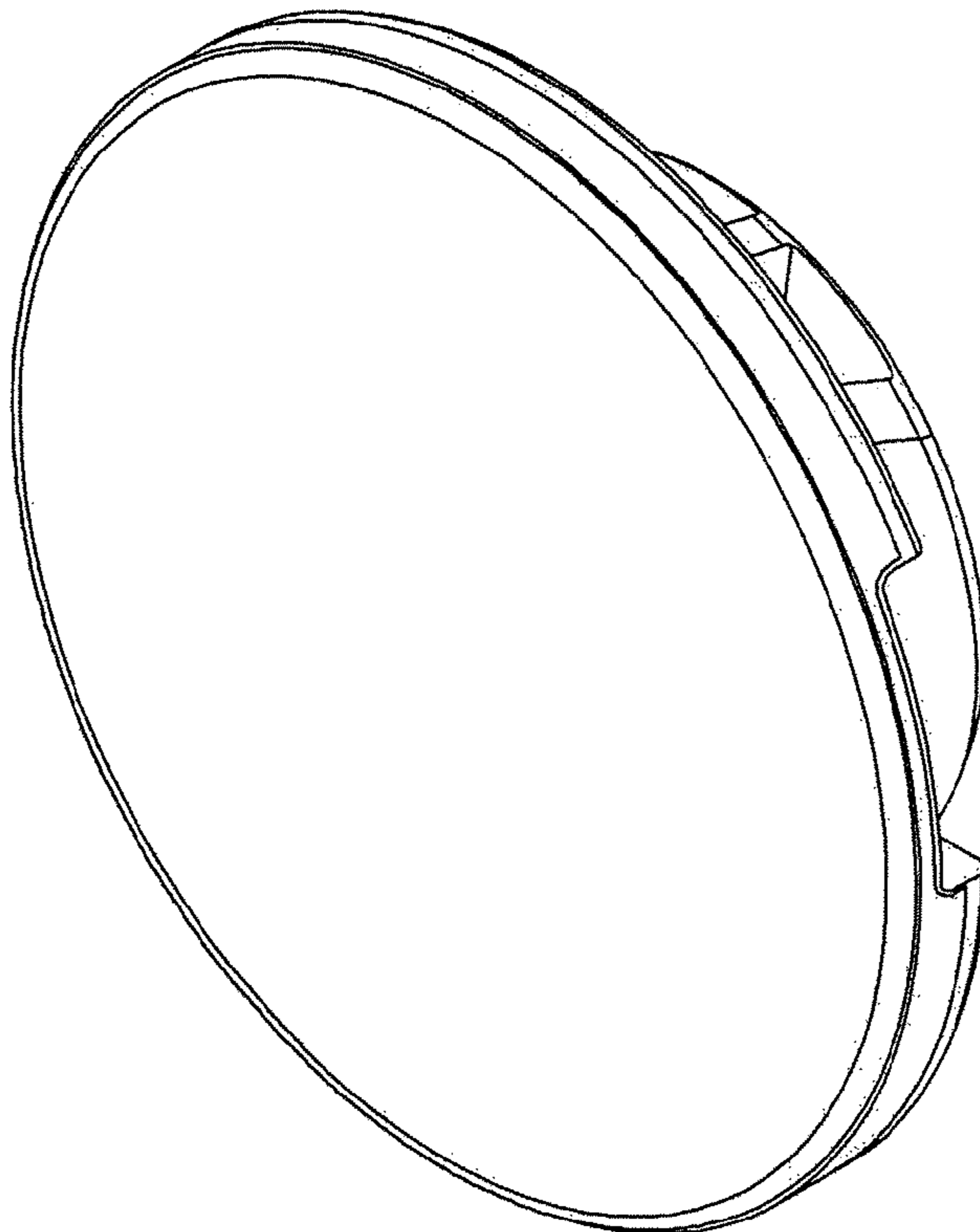


FIG. 1

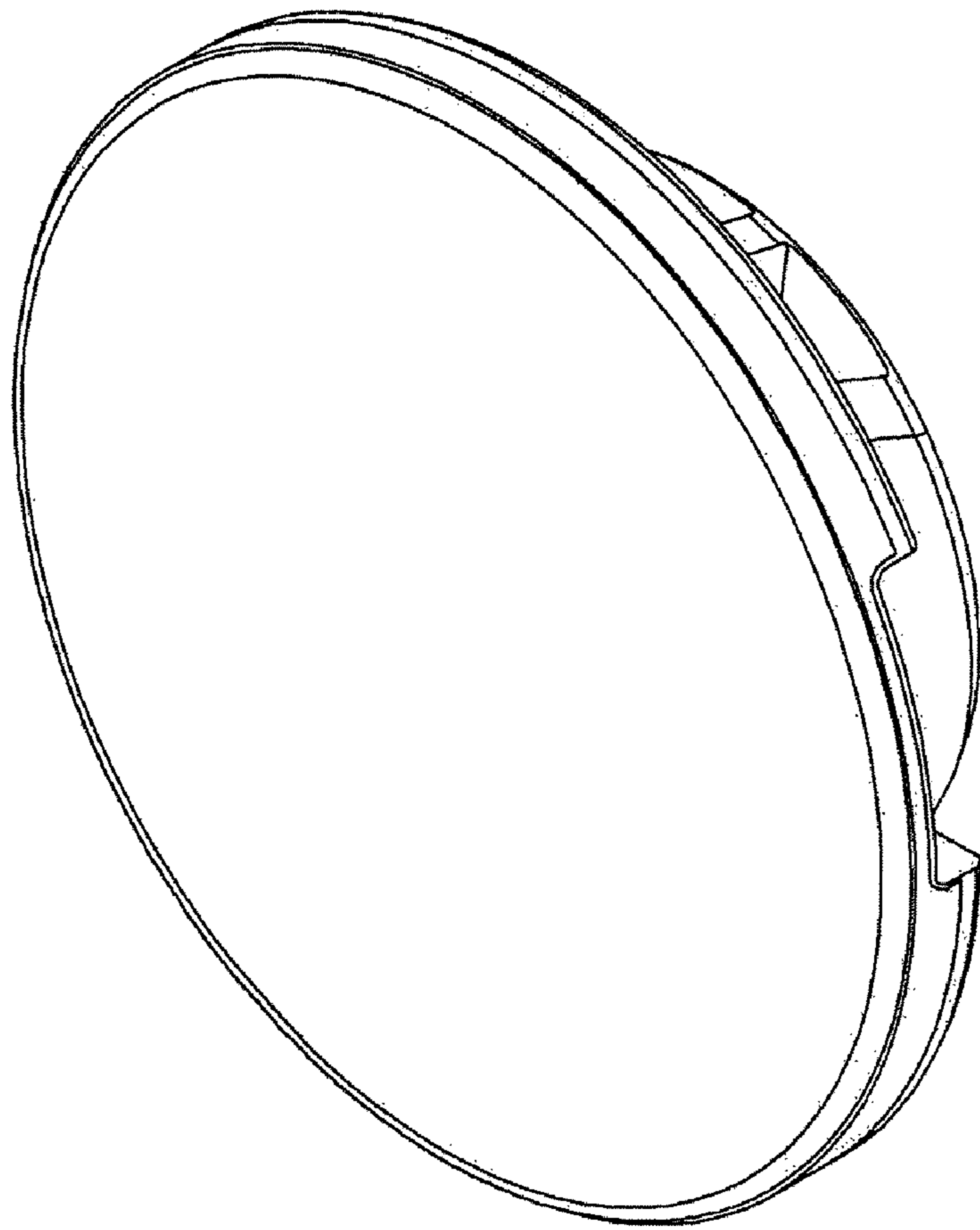


FIG. 2




FIG. 3

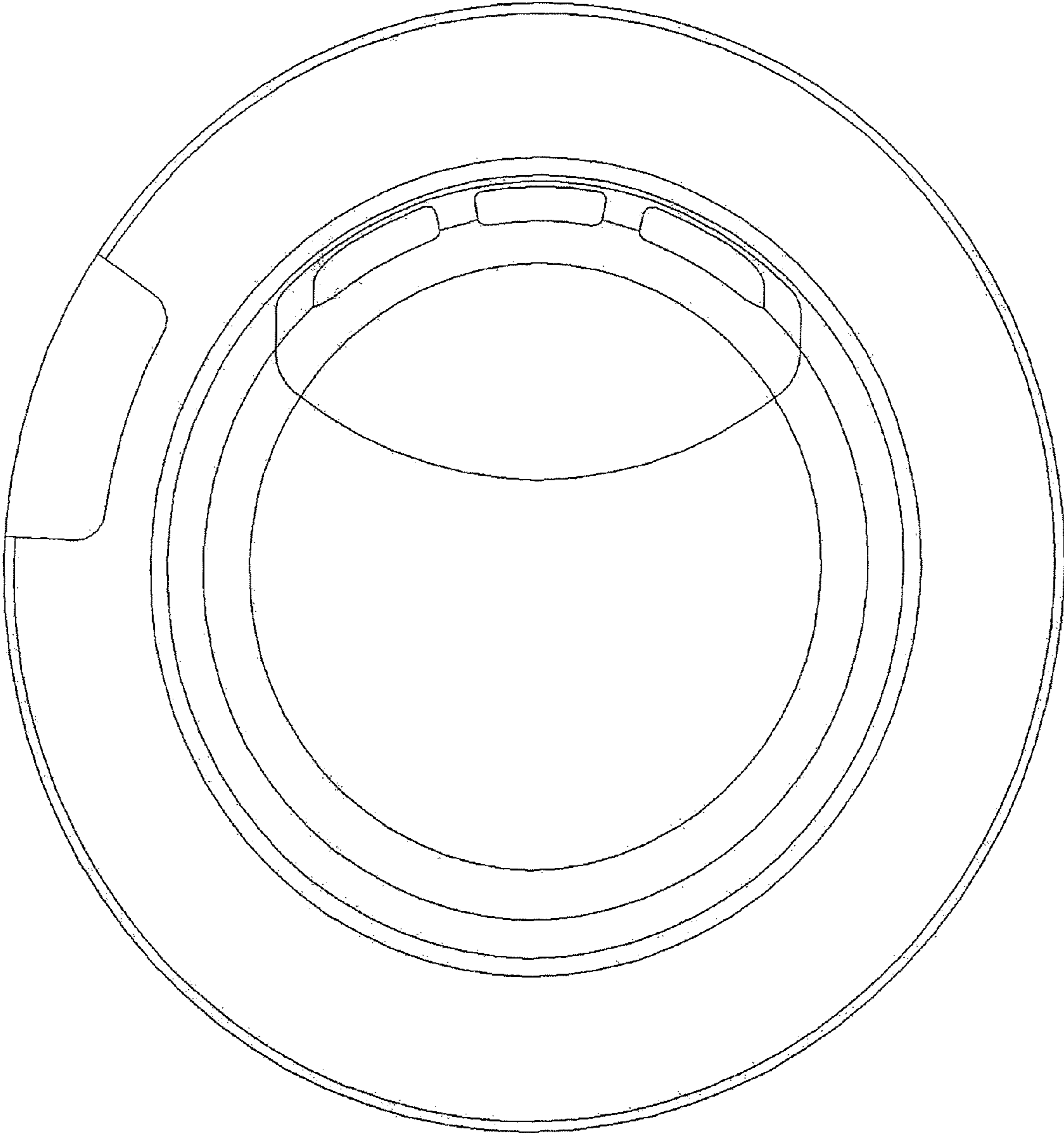


FIG. 4




FIG. 5

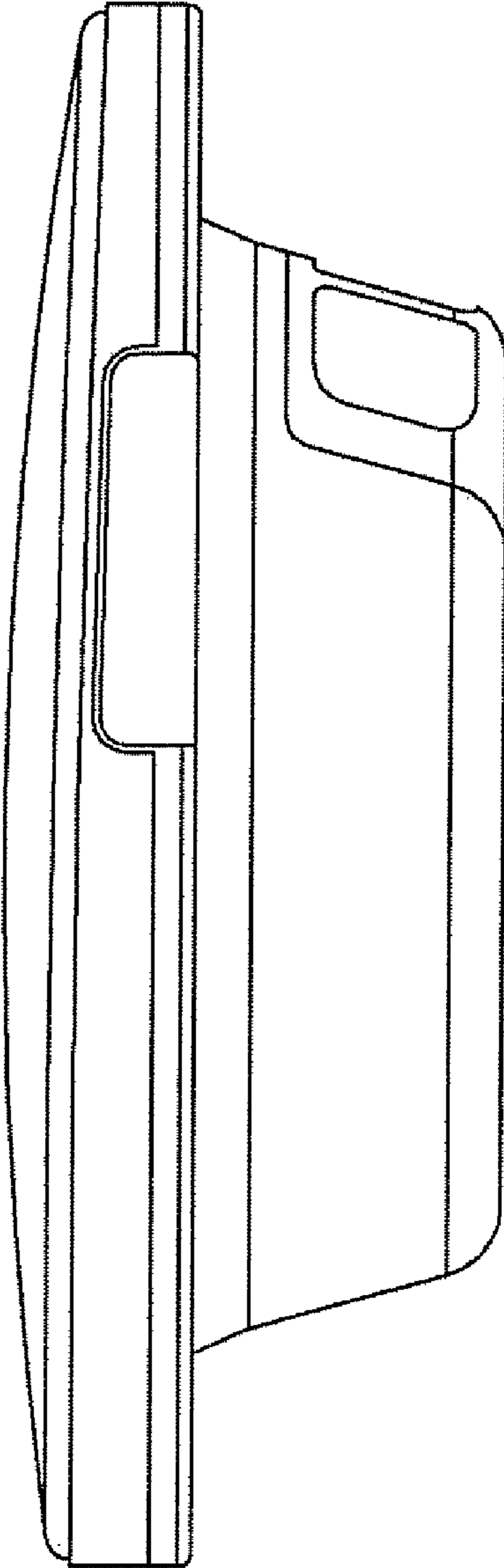


FIG. 6




FIG. 7






FIG. 8

