



US00D616162S

(12) **United States Design Patent**
Park et al.

(10) **Patent No.:** **US D616,162 S**

(45) **Date of Patent:** **** May 18, 2010**

(54) **WASHING MACHINE**

(75) Inventors: **So Jin Park**, Seoul (KR); **Jong Hee Han**, Gyeonggi-do (KR); **Na Jung Cho**, Seoul (KR); **Jea Seok Seong**, Gyeonggi-do (KR)

(73) Assignee: **LG Electronics Inc.**, Seoul (KR)

(**) Term: **14 Years**

(21) Appl. No.: **29/337,814**

(22) Filed: **May 29, 2009**

(30) **Foreign Application Priority Data**

Dec. 4, 2008 (KR) 30-2008-0052384

(51) **LOC (9) Cl.** **15-05**

(52) **U.S. Cl.** **D32/6**

(58) **Field of Classification Search** D32/1,
D32/5-6, 8, 10; 68/3 R, 5 R, 12.01; 312/31;
34/87-88, 523-524

See application file for complete search history.

(56) **References Cited**

U.S. PATENT DOCUMENTS

D517,255 S * 3/2006 Kim et al. D32/5
D549,896 S * 8/2007 Suh D32/6
D549,897 S * 8/2007 Suh D32/6
D549,898 S * 8/2007 Suh D32/6

D549,899 S * 8/2007 Suh D32/6
D549,902 S * 8/2007 Suh D32/8
D550,907 S * 9/2007 Jeon et al. D32/6
D570,059 S * 5/2008 Jeon et al. D32/6
D579,610 S * 10/2008 Jeon et al. D32/6

* cited by examiner

Primary Examiner—T. Chase Nelson

Assistant Examiner—Kathleen M Sims

(74) *Attorney, Agent, or Firm*—Morgan Lewis & Bockius LLP

(57) **CLAIM**

The ornamental design for a washing machine, as shown and described.

DESCRIPTION

FIG. 1 is a top, front, perspective view of a washing machine showing our new design;

FIG. 2 is a front view thereof;

FIG. 3 is a rear view thereof;

FIG. 4 is a left side view thereof;

FIG. 5 is a right side view thereof;

FIG. 6 is a top plan view thereof; and,

FIG. 7 is a bottom plan view thereof.

The broken lines depict portions of the washing machine that form no part of the claimed design.

1 Claim, 7 Drawing Sheets




FIG. 1




FIG. 2

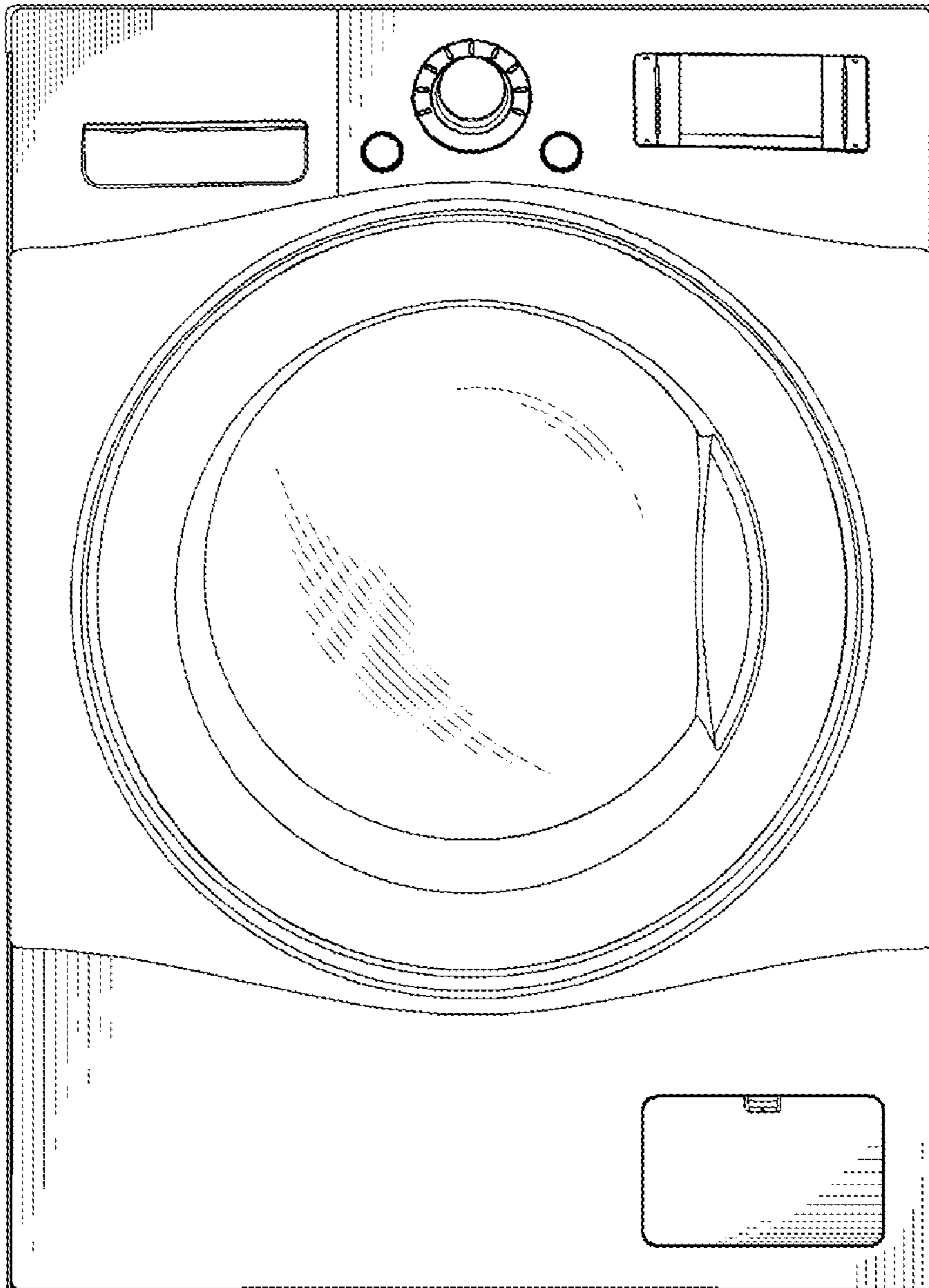


FIG. 3

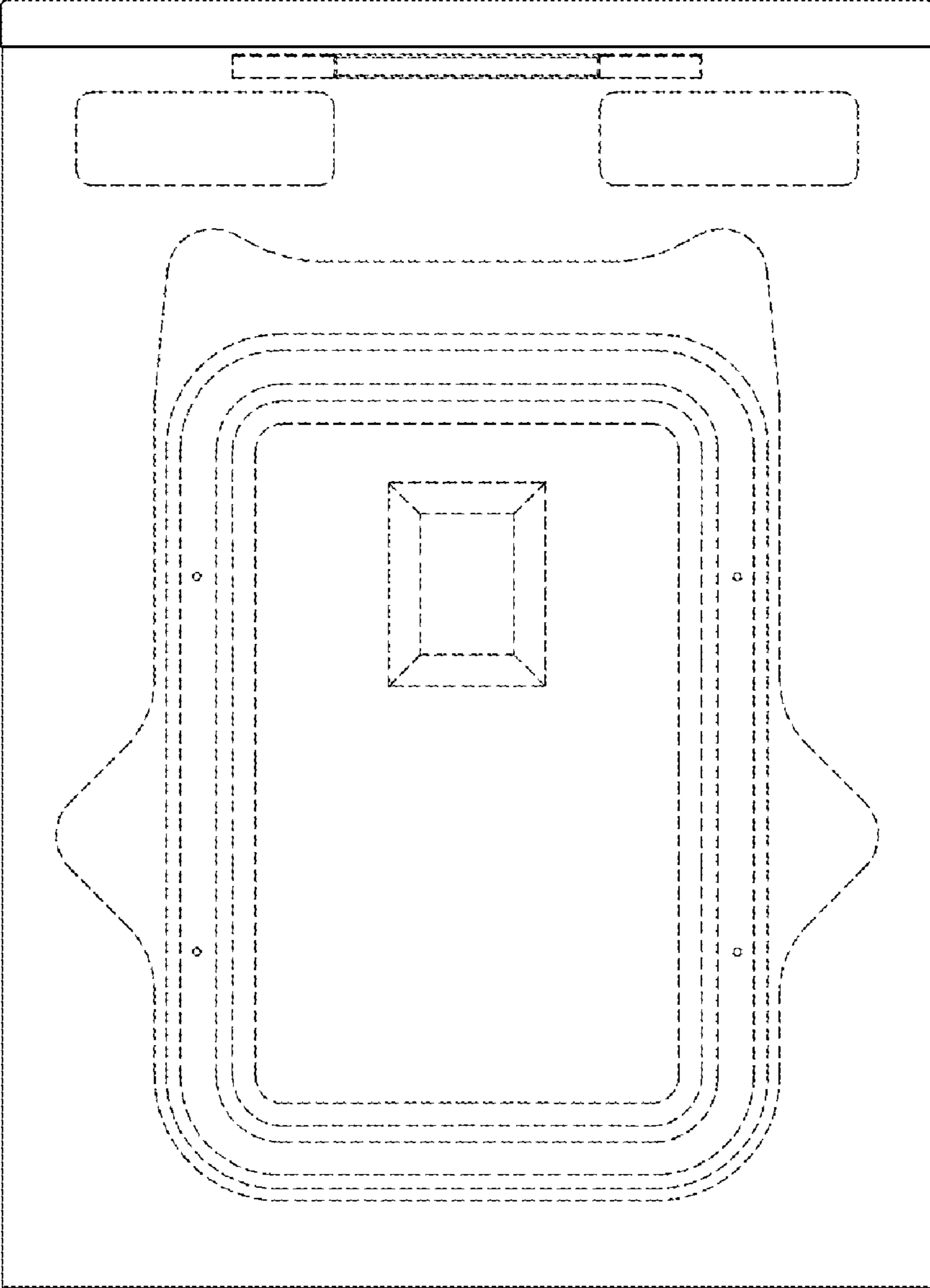


FIG. 4

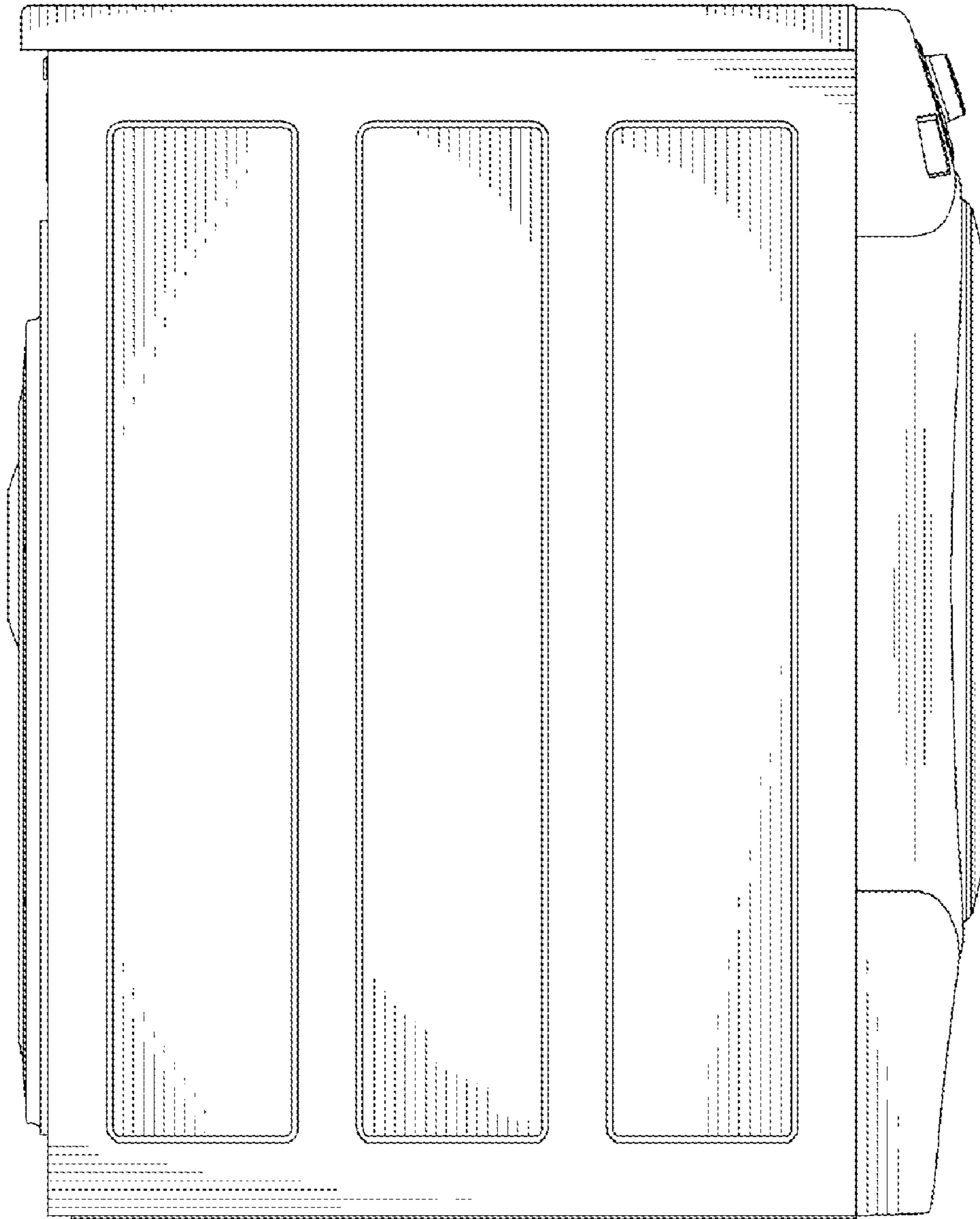


FIG. 5

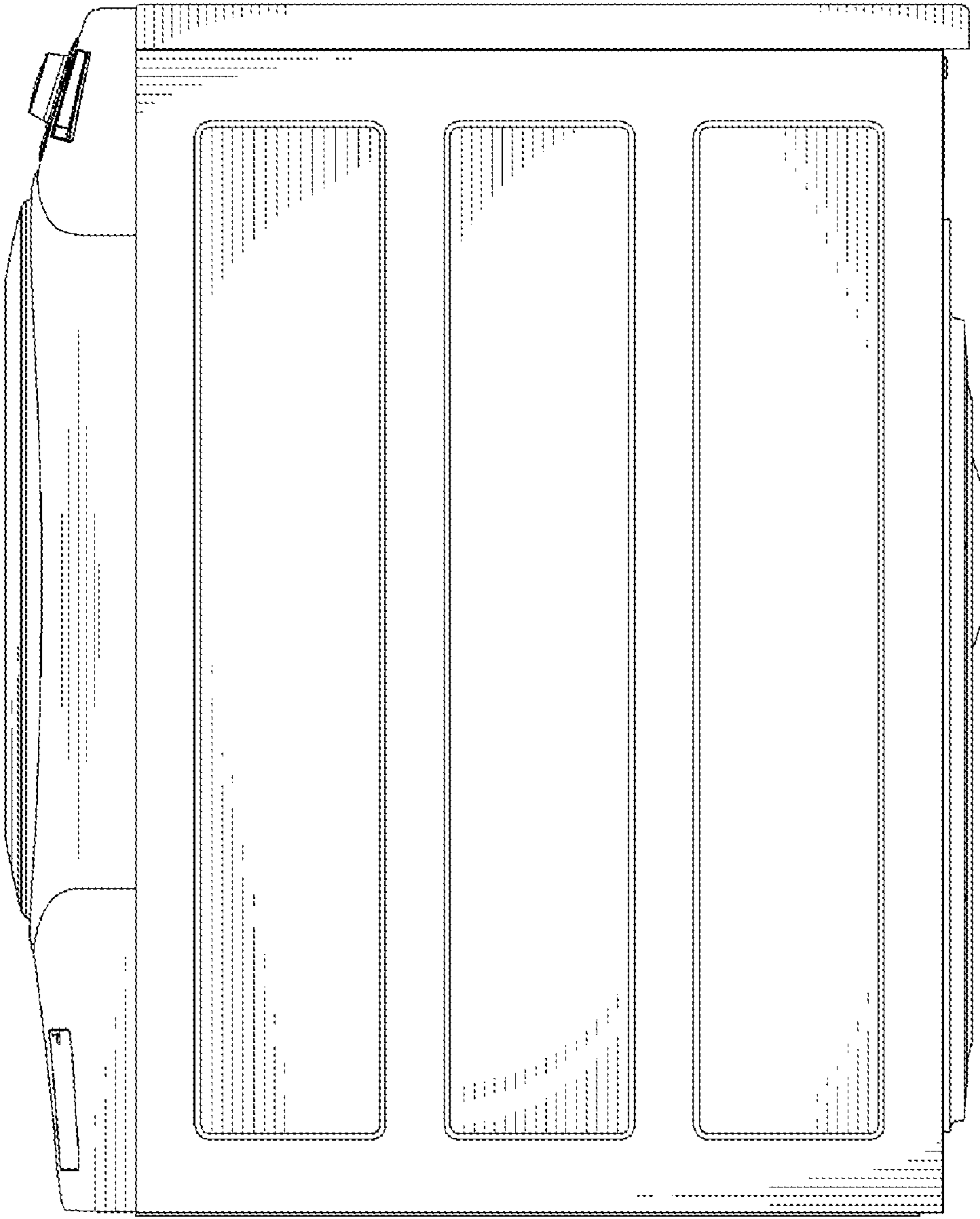


FIG. 6




FIG. 7

