



US00D616153S

(12) **United States Design Patent**
Strome

(10) **Patent No.:** **US D616,153 S**

(45) **Date of Patent:** **** May 18, 2010**

(54) **ORIENTATION BAND FOR HARD HATS**

(76) Inventor: **Kenneth Strome**, Box 81, Stettler, AB
(CA) T0C 2L0

(**) Term: **14 Years**

(21) Appl. No.: **29/313,530**

(22) Filed: **Jan. 16, 2009**

(51) **LOC (9) Cl.** **29-02**

(52) **U.S. Cl.** **D29/122**

(58) **Field of Classification Search** D29/102-107,
D29/122; 2/410-412, 416-425, 6.6-6.8,
2/452; 128/20.22, 207.17; D2/867, 894
See application file for complete search history.

(56) **References Cited**

U.S. PATENT DOCUMENTS

D382,989	S	*	9/1997	Simpson	D2/894
D399,036	S	*	10/1998	Washington	D2/625
5,887,289	A		3/1999	Theoret		
5,915,539	A		6/1999	Lack		
D421,820	S	*	3/2000	Johnson	D29/122
6,061,836	A		5/2000	Peters		
D435,699	S	*	12/2000	Mowry	D29/102
D446,609	S	*	8/2001	Hill	D29/112
6,305,029	B1		10/2001	Reynolds		
D463,857	S	*	10/2002	Dix et al.	D24/106
6,810,529	B1		11/2004	Reilly et al.		
D501,956	S	*	2/2005	Grepper et al.	D29/122
D503,499	S	*	3/2005	Howard et al.	D29/122
D524,993	S		7/2006	Stokes		
7,093,305	B2		8/2006	Reilly et al.		
D537,573	S	*	2/2007	Trainor et al.	D29/122

D576,149	S	*	9/2008	Malik et al.	D14/205
D578,712	S	*	10/2008	Kouchi et al.	D29/122
D581,103	S	*	11/2008	Fang	D29/122
D581,104	S	*	11/2008	Fang	D29/122
D589,686	S	*	4/2009	Lowe et al.	D2/877
D601,752	S	*	10/2009	Beirne	D28/41
D603,584	S	*	11/2009	Porter	D2/865

* cited by examiner

Primary Examiner—Elizabeth A Albert

Assistant Examiner—Kelly A Donnelly

(74) *Attorney, Agent, or Firm*—Robert C. Montgomery;
Joseph T. Yaksich

(57) **CLAIM**

I claim the ornamental design for an orientation band for hard hats, as shown and described.

DESCRIPTION

FIG. 1 is a perspective view of an orientation band for hard hats;

FIG. 2 is an isometric view thereof;

FIG. 3 is a front view thereof;

FIG. 4 is a rear view thereof;

FIG. 5 is a right side view thereof;

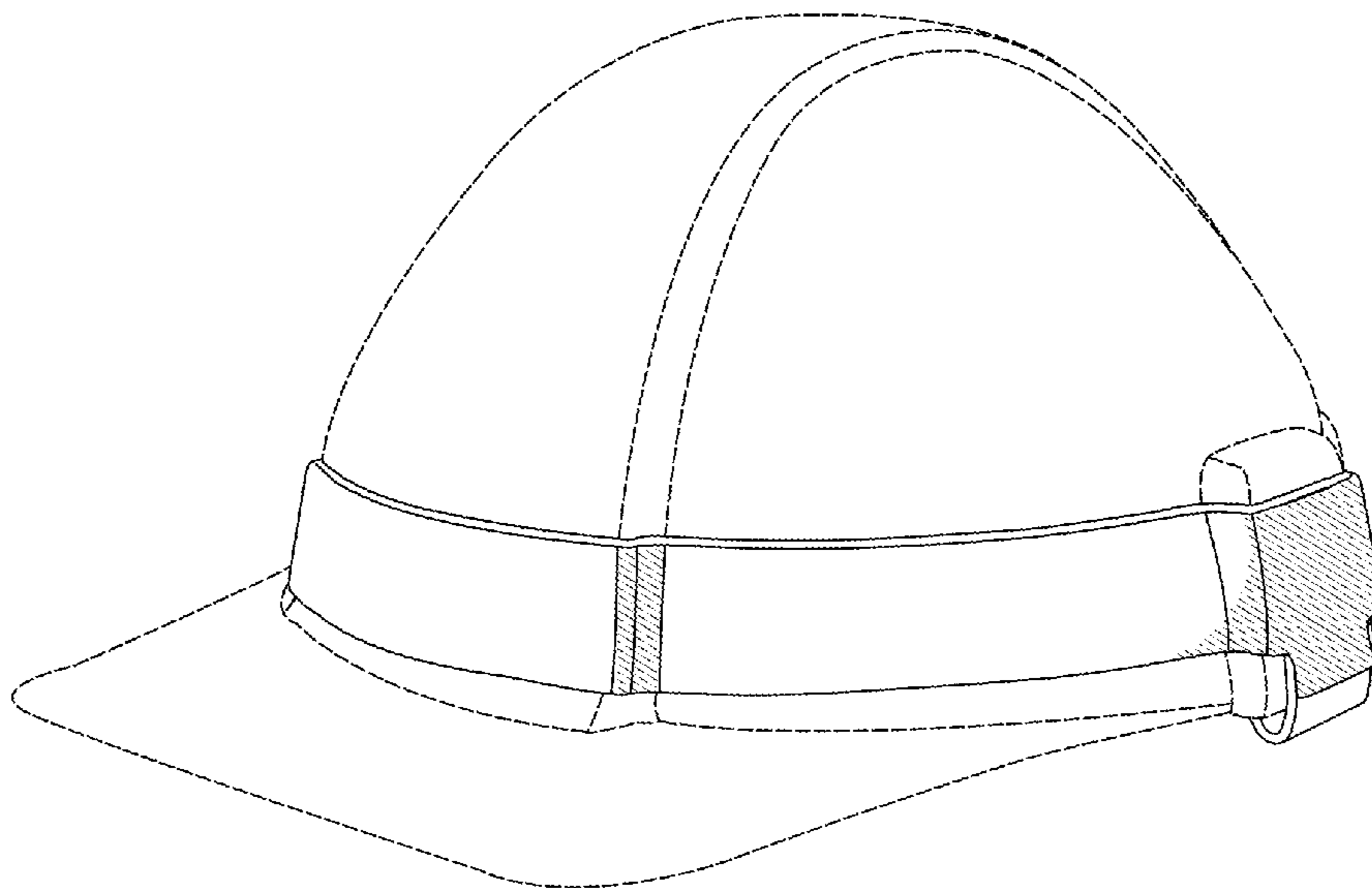
FIG. 6 is a left side view thereof;

FIG. 7 is a top view thereof; and,

FIG. 8 is a bottom view thereof.

The broken line showing is for environmental purposes only and forms no part of the claimed design.

1 Claim, 8 Drawing Sheets



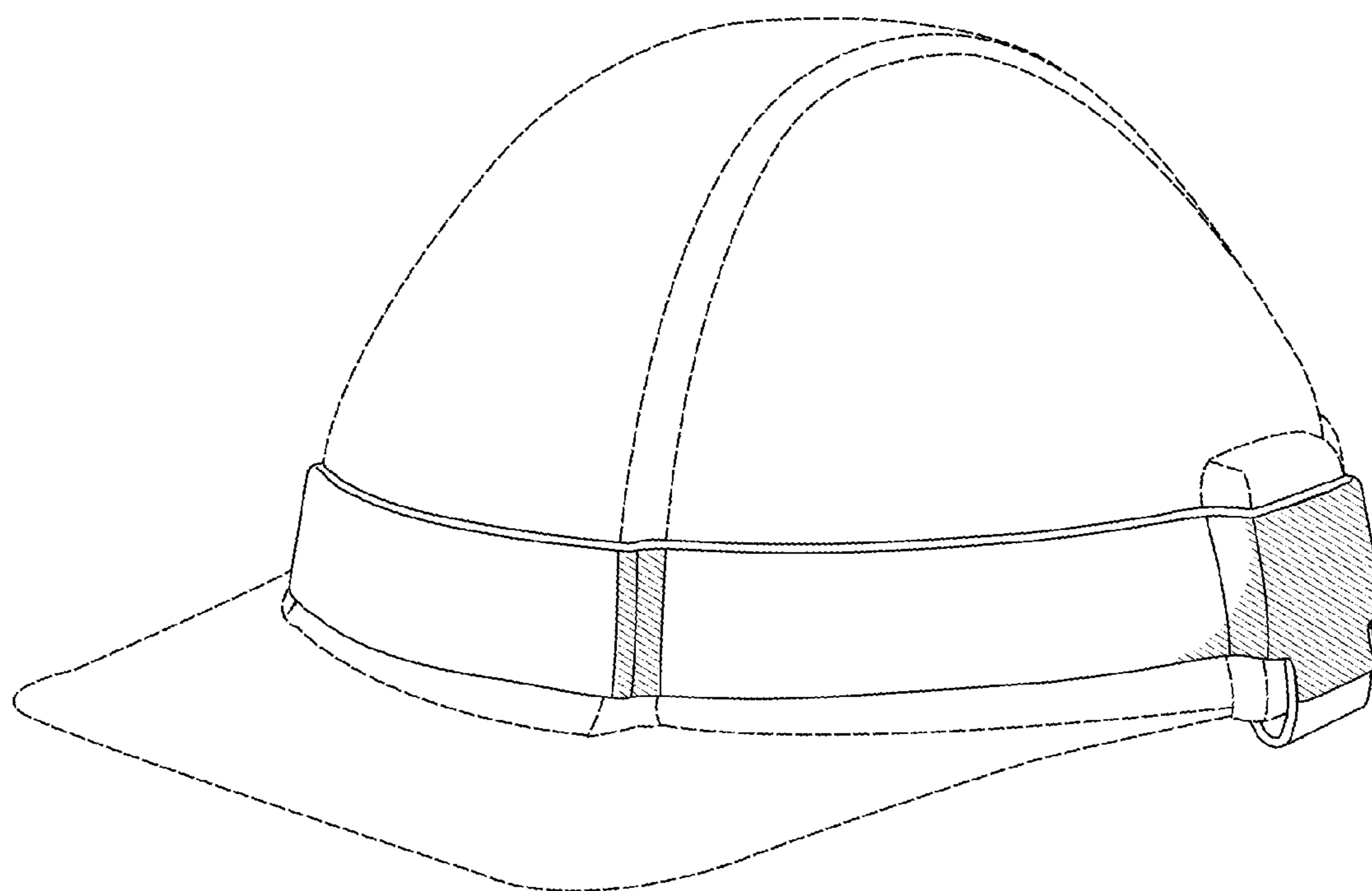


Fig. 1

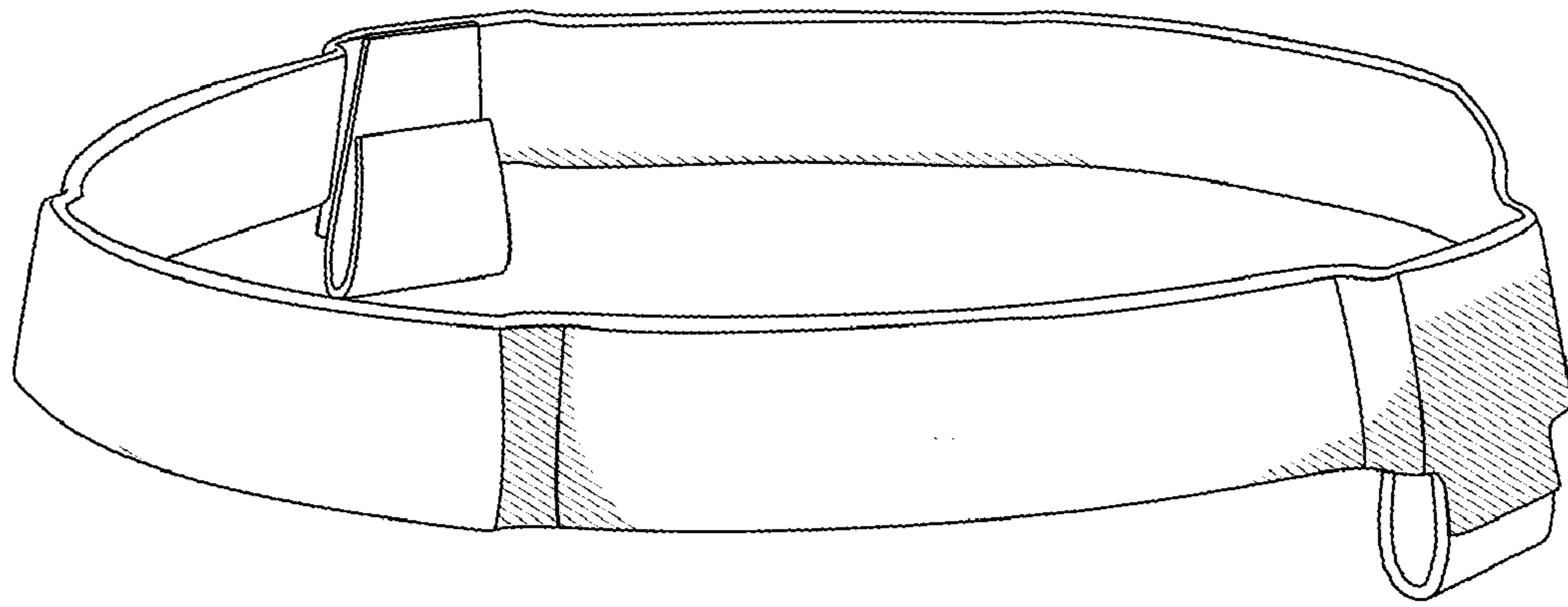


Fig. 2




Fig. 3




Fig. 4

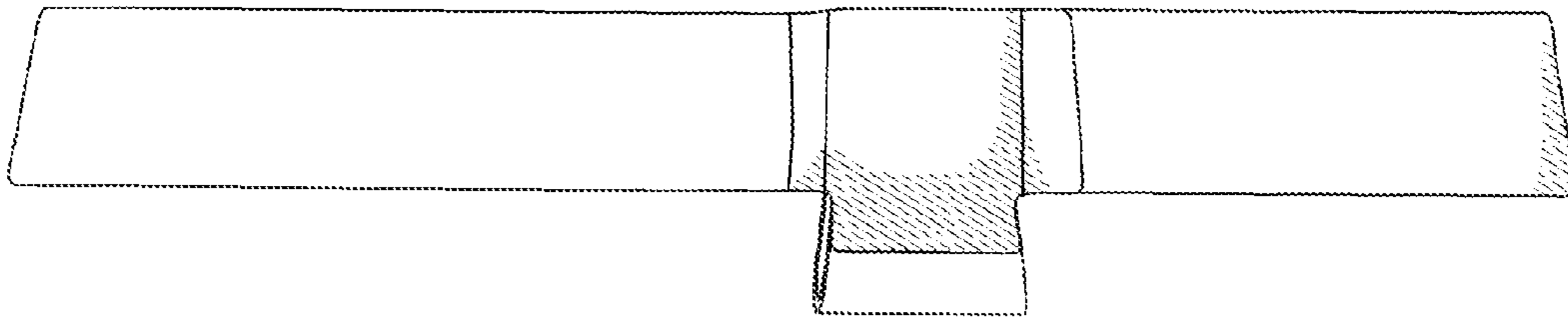


Fig. 5

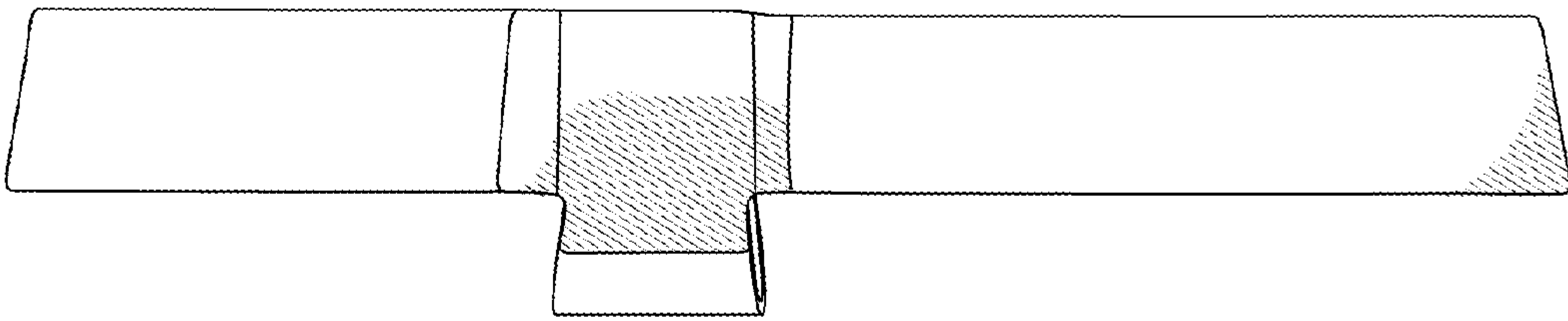


Fig. 6

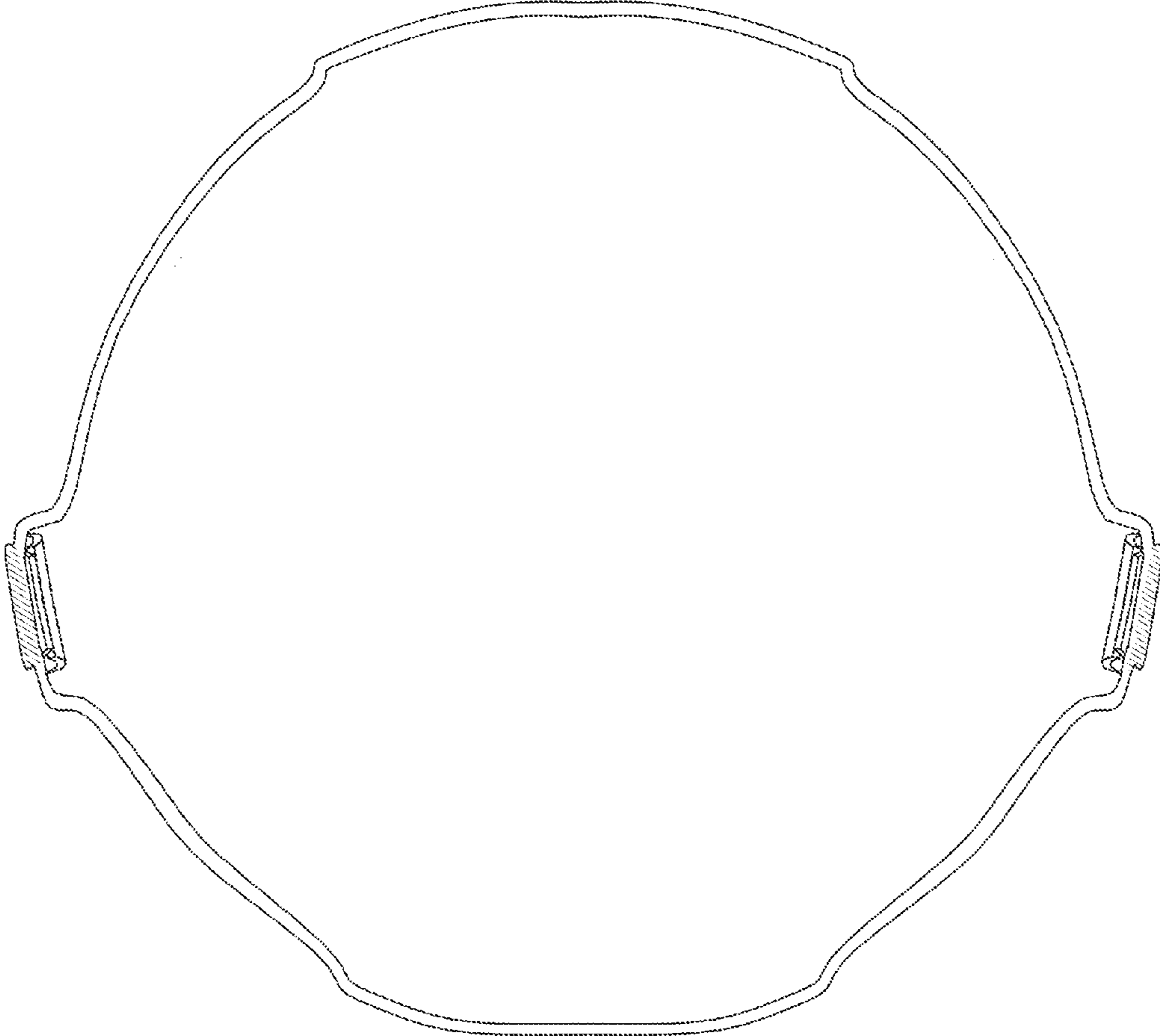


Fig. 7

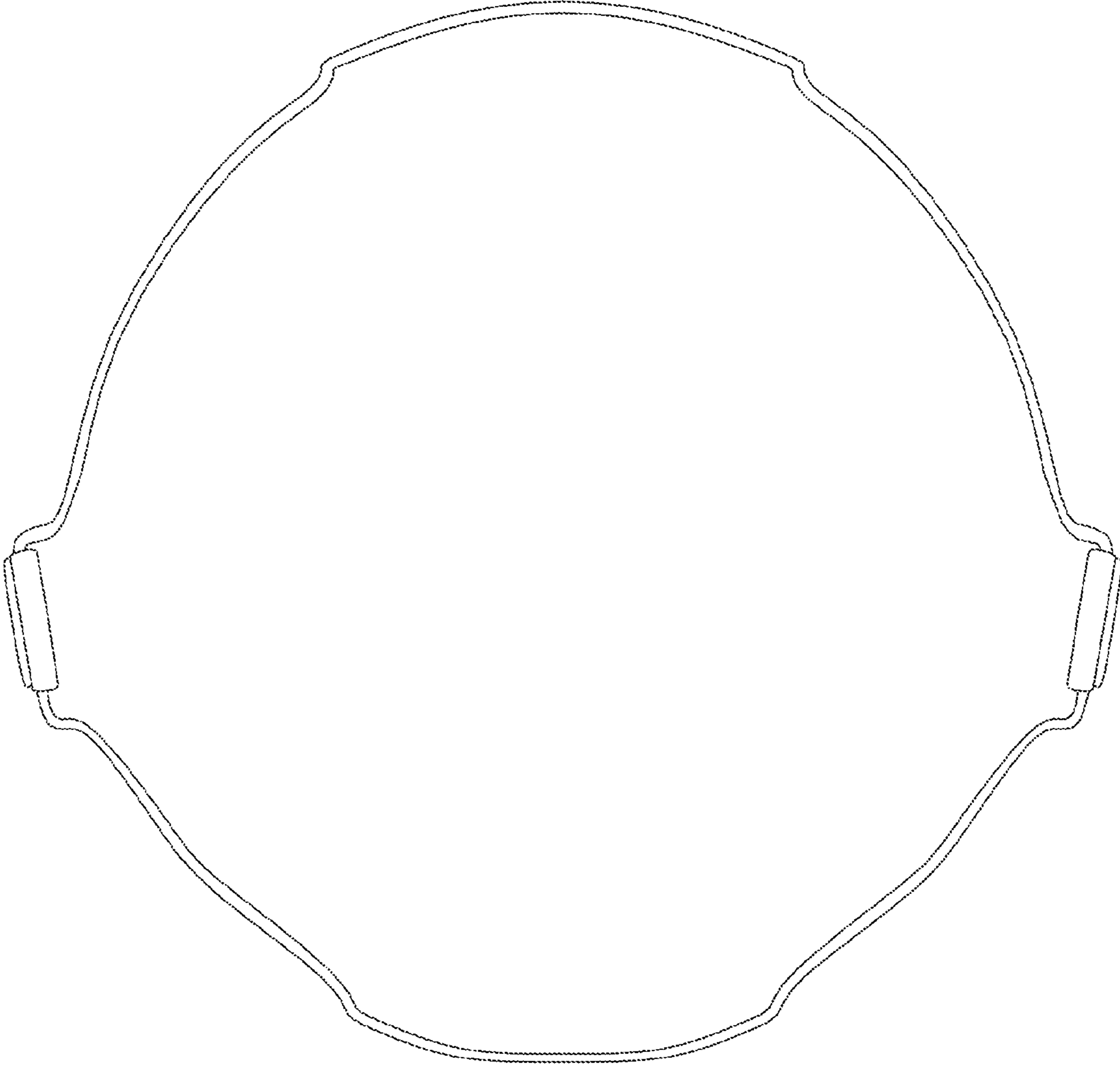


Fig. 8