



US00D616122S

(12) **United States Design Patent**
Conway et al.

(10) **Patent No.:** **US D616,122 S**

(45) **Date of Patent:** **** May 18, 2010**

(54) **CANDLE**

(75) Inventors: **Simon M. Conway**, Burlington, WI (US); **Han Xin**, Austin, TX (US); **Kit R. Morris**, Austin, TX (US); **Hayes Urban**, Austin, TX (US)

(73) Assignee: **S.C. Johnson & Son, Inc.**, Racine, WI (US)

(**) Term: **14 Years**

(21) Appl. No.: **29/319,069**

(22) Filed: **Jun. 3, 2008**

(51) **LOC (9) Cl.** **26-01**

(52) **U.S. Cl.** **D26/22**

(58) **Field of Classification Search** D26/1-23,
D26/114-137; D11/117; 428/7-11; 431/291,
431/311, 320, 298, 288; 362/161-163, 351,
362/569, 392

See application file for complete search history.

(56) **References Cited**

U.S. PATENT DOCUMENTS

D75,124 S *	5/1928	Jenkins	D9/545
D110,902 S *	8/1938	Loesch	D7/558
3,243,068 A *	3/1966	Huston	215/10
D348,312 S *	6/1994	Schwartz et al.	D23/367
D392,032 S *	3/1998	Zaragoza et al.	D23/369
D436,416 S *	1/2001	Iu	D26/11
D454,190 S *	3/2002	Trocola	D23/366
D485,182 S *	1/2004	Gaydon	D9/504
D509,893 S *	9/2005	Sevy	D23/366
D515,927 S *	2/2006	Smay et al.	D9/503
D533,951 S *	12/2006	Adams	D26/9
D534,283 S *	12/2006	Adams et al.	D26/9
D534,666 S *	1/2007	Adams et al.	D26/9
D538,450 S *	3/2007	Adams et al.	D26/9

D541,443 S *	4/2007	Adams et al.	D26/9
D544,084 S *	6/2007	Michaels et al.	D23/366
D562,685 S *	2/2008	Millspaw et al.	D9/500
D575,884 S *	8/2008	Adams et al.	D26/9
7,568,912 B2 *	8/2009	Kubicek et al.	431/289
7,607,915 B2 *	10/2009	Adair et al.	431/292
2009/0042153 A1 *	2/2009	Ronen et al.	431/126

OTHER PUBLICATIONS

Image of Target brand "Reed Diffuser" ceramic container, with a Universal Product Code of "490540611147" and distributed by Target Corporation, available at least as early as Dec. 31, 2007.

* cited by examiner

Primary Examiner—T. Chase Nelson

Assistant Examiner—Ania K Dworzecka

(57) **CLAIM**

The ornamental design for a candle, as shown and described.

DESCRIPTION

FIG. 1 is a perspective view of the candle showing a new design;

FIG. 2 is a front elevational view of the candle of FIG. 1, the rear view of which is identical;

FIG. 3 is a right side view of the candle of FIG. 1, the left side view of which is identical;

FIG. 4 is a top view of the candle of FIG. 1;

FIG. 5 is a bottom view of the candle of FIG. 1; and,

FIG. 6 is a perspective view of another embodiment of the candle.

The wick, wick holder, and metal melting plate depicted in the various figures above are shown in broken lines and form no part of the claimed invention and are disclaimed.

1 Claim, 6 Drawing Sheets

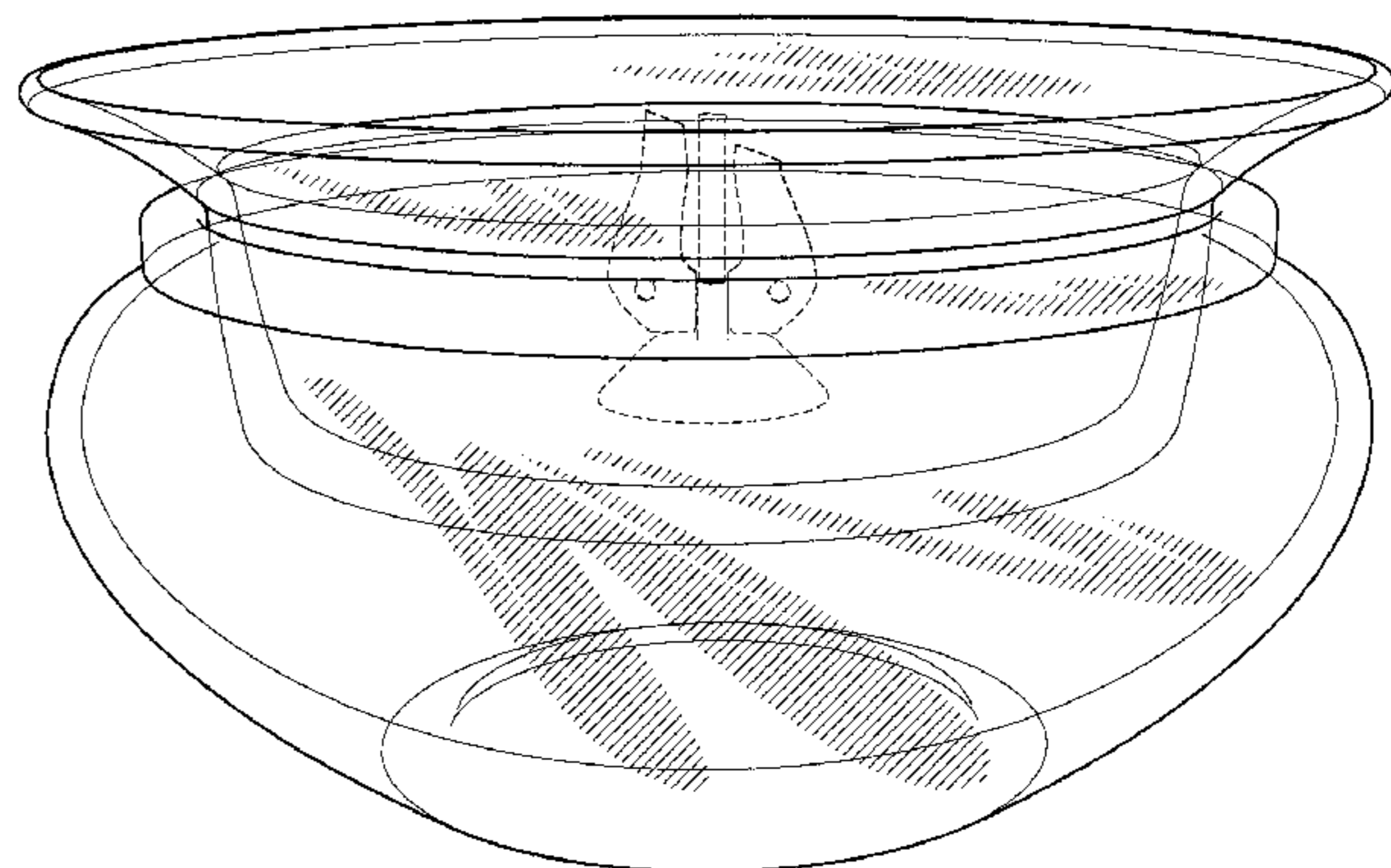
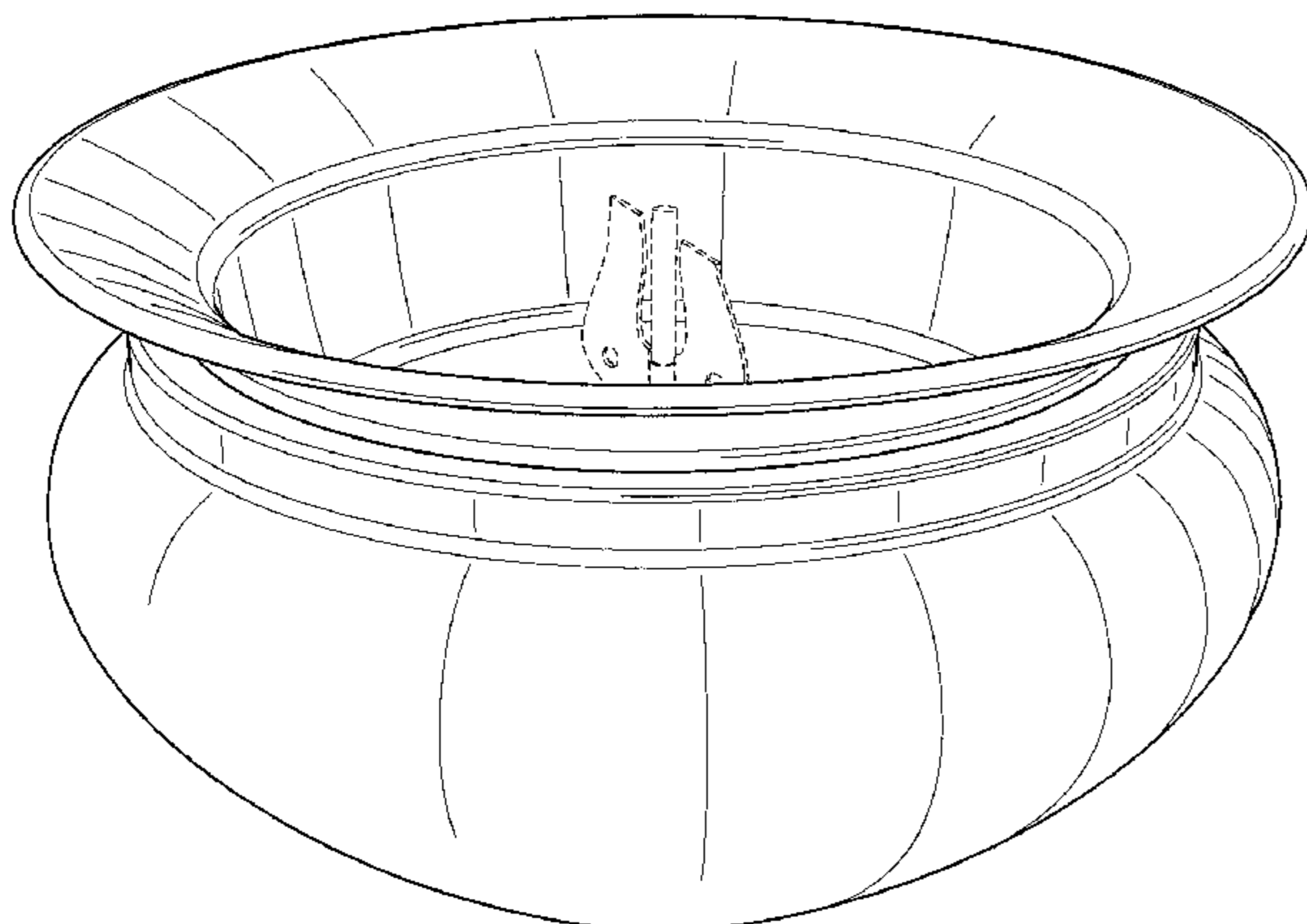


FIG. 1

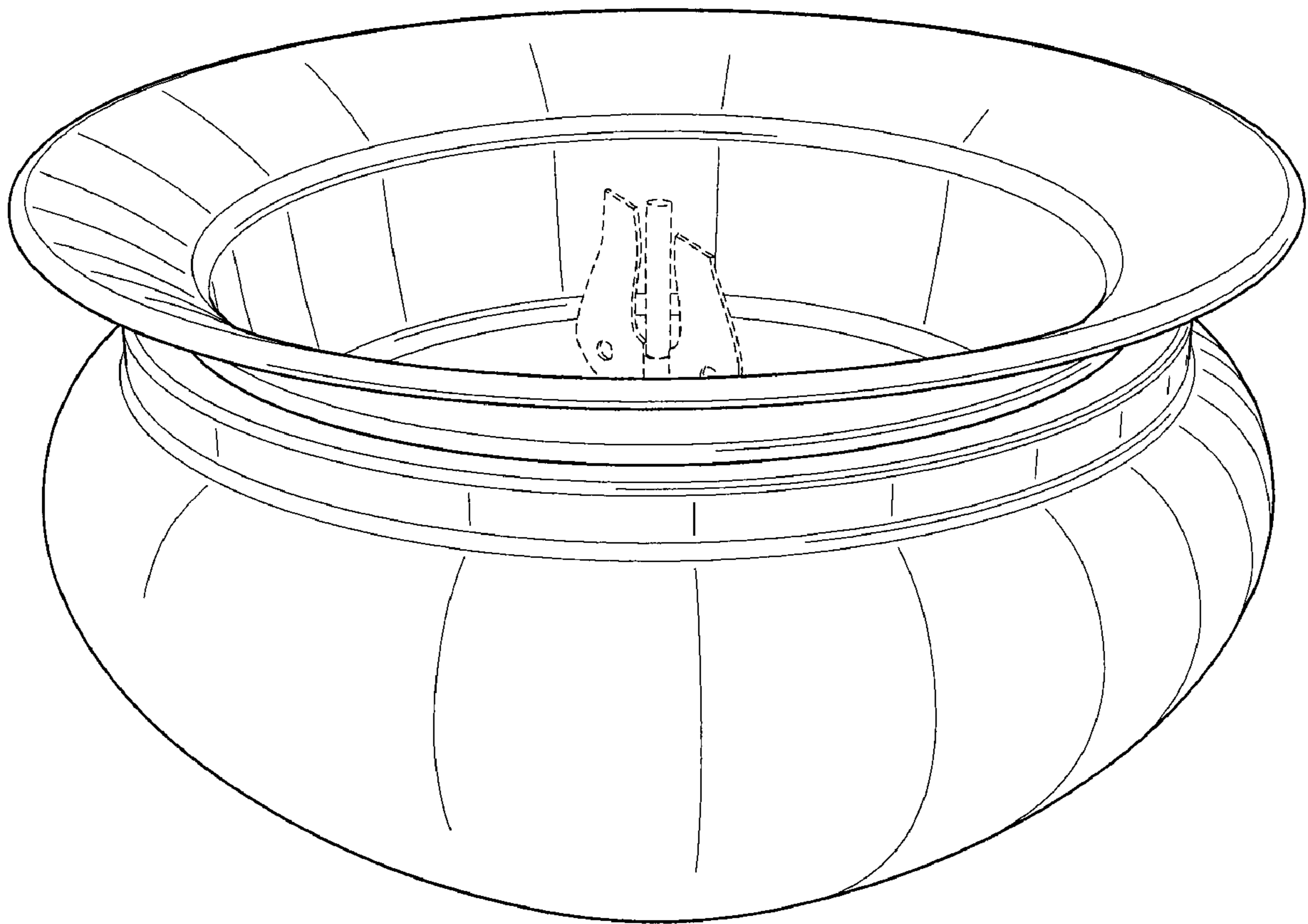


FIG. 2

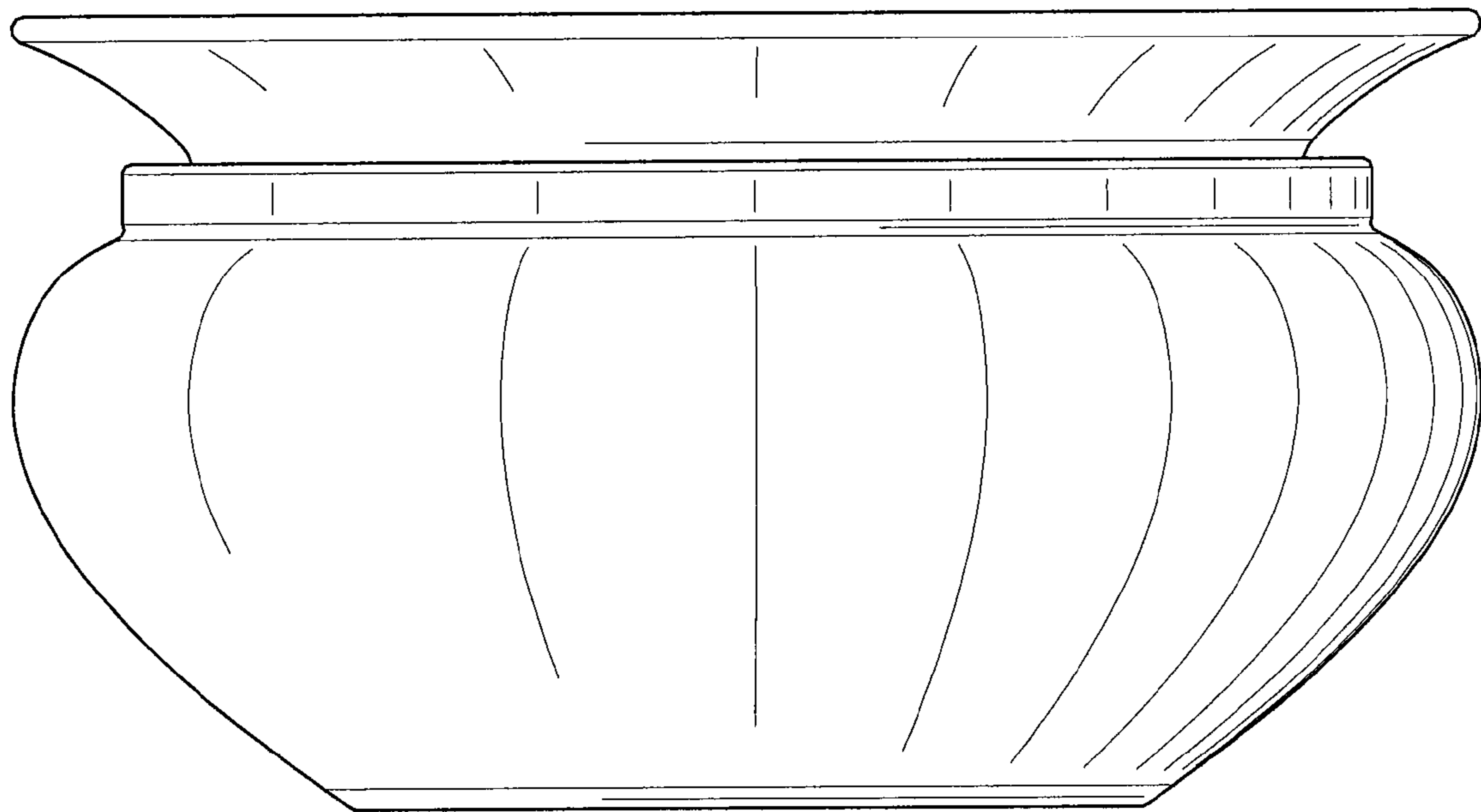


FIG. 3




FIG. 4

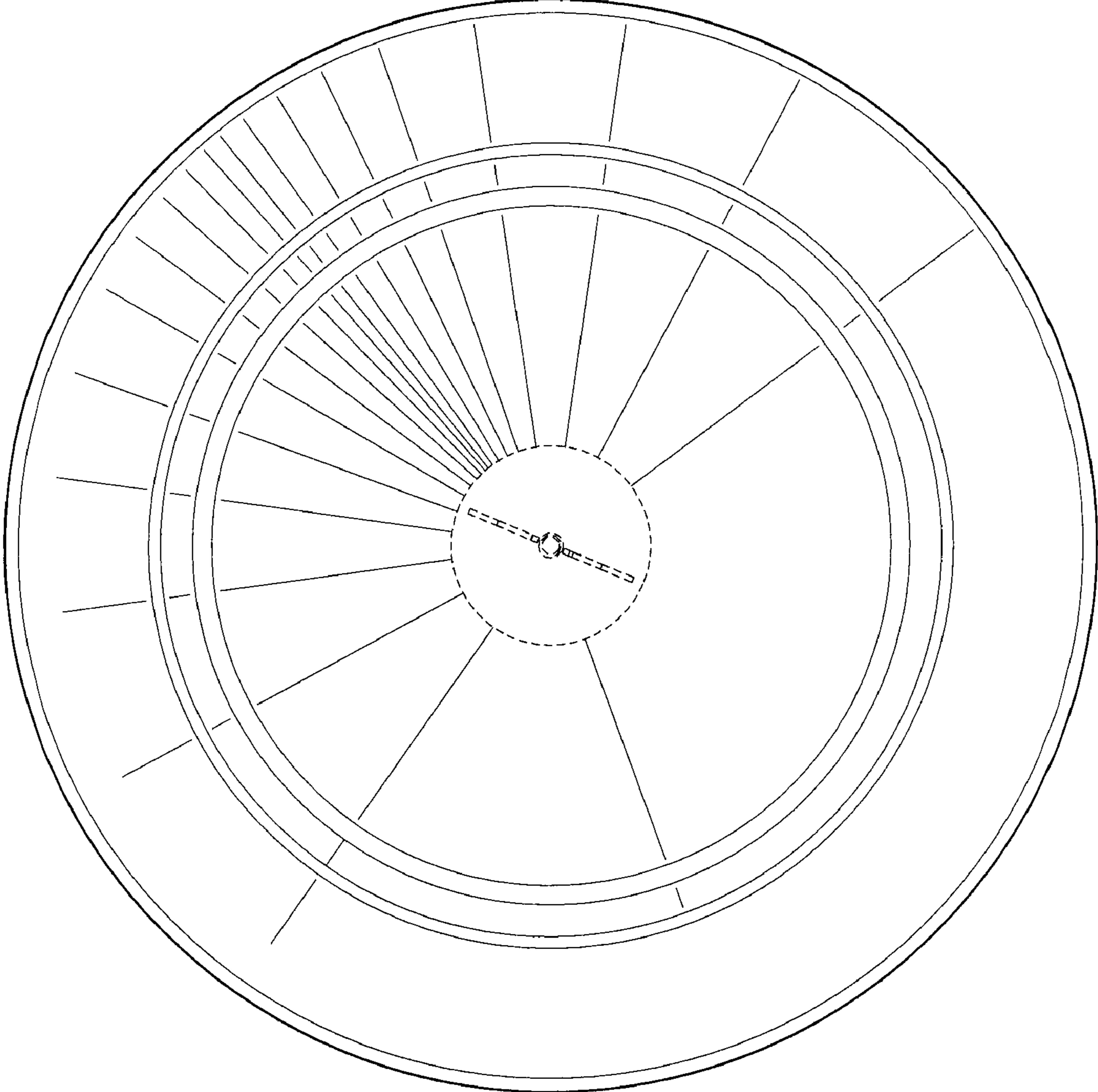


FIG. 5

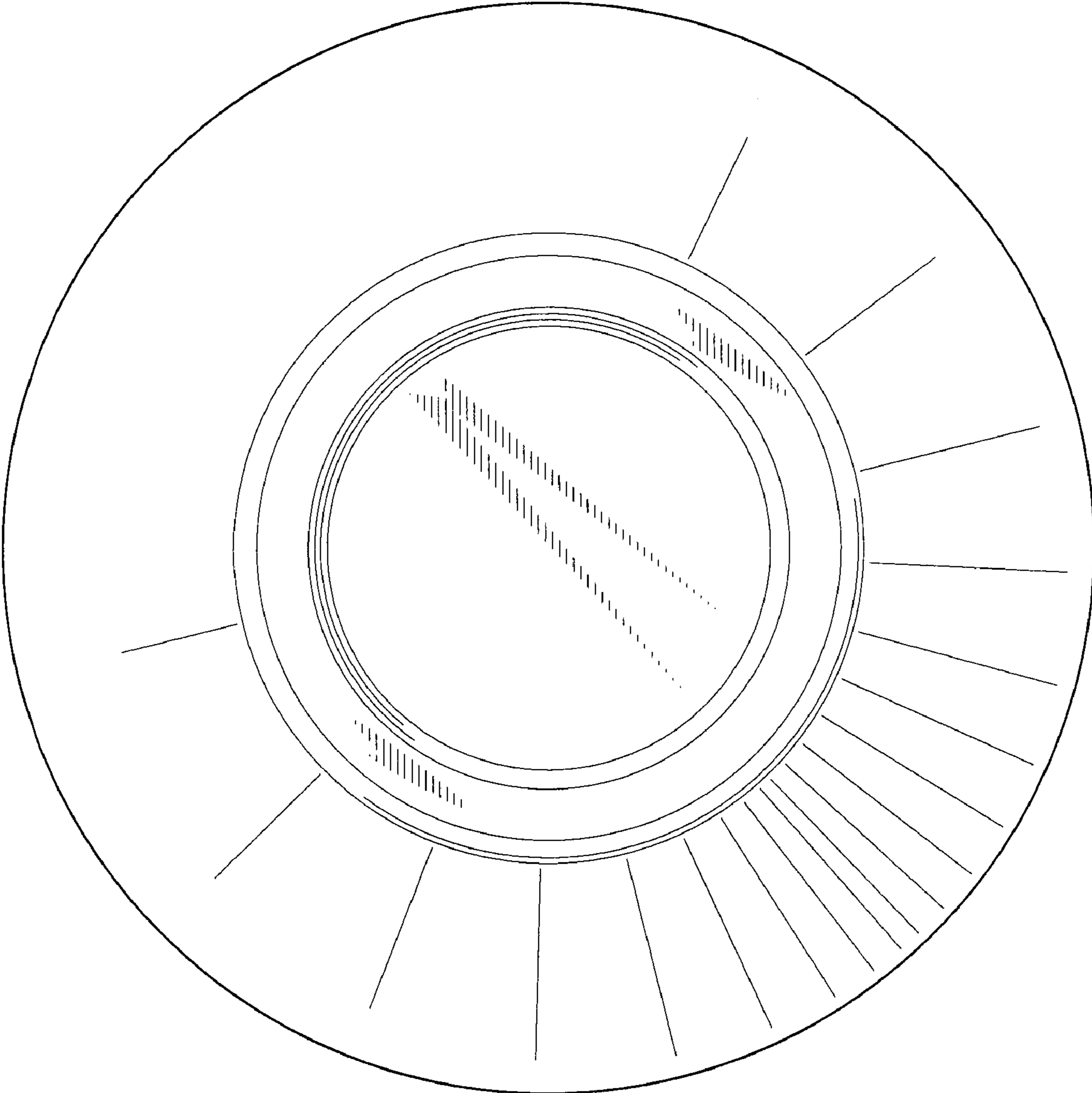


FIG. 6

