



US00D616103S

(12) **United States Design Patent**
Ford-Robertson

(10) **Patent No.:** **US D616,103 S**

(45) **Date of Patent:** **** *May 18, 2010**

(54) **MEDITATION DEVICE**

(75) **Inventor:** **Angus Mark Ford-Robertson**, London (GB)

(73) **Assignee:** **MOGII Limited**, London, England (GB)

(*) **Notice:** This patent is subject to a terminal disclaimer.

(**) **Term:** **14 Years**

(21) **Appl. No.:** **29/214,523**

(22) **Filed:** **Oct. 6, 2004**

(51) **LOC (9) Cl.** **24-01**

(52) **U.S. Cl.** **D24/200**

(58) **Field of Classification Search** D24/200,
D24/211, 214–215, 188; 606/201; 602/41,
602/54, 74, 79; 601/135, 137, 134, 138,
601/70, 80, 15, 18, 20–21, 39, 101, 46, 57,
601/63, 78, 87, 93, 125, 150, DIG. 14, DIG. 15;
128/858; 600/27–28; 482/1, 10, 3–4; D10/78,
D10/104, 106; 250/462.1, 464.1, 465.1,
250/504 H

See application file for complete search history.

(56) **References Cited**

U.S. PATENT DOCUMENTS

D346,449	S	*	4/1994	Cheng	D24/211
D369,220	S	*	4/1996	Huang	D24/215
5,704,902	A	*	1/1998	Vandenbelt et al.	601/72
D404,826	S	*	1/1999	Cherry	D24/200
D423,462	S	*	4/2000	Jimenez et al.	D13/168
D469,183	S	*	1/2003	Gerth et al.	D24/200
D469,184	S	*	1/2003	Gerth et al.	D24/200
6,558,165	B1	*	5/2003	Curry et al.	434/236
D480,056	S	*	9/2003	Arcieri	D13/168
D490,528	S	*	5/2004	Cook et al.	D24/200

D510,046	S	*	9/2005	Li	D10/106
D510,536	S	*	10/2005	Li	D10/106
D517,218	S	*	3/2006	Kalen	D24/215
D528,933	S	*	9/2006	Hunter et al.	D10/78
7,189,189	B1	*	3/2007	Mathers	482/1
D539,917	S	*	4/2007	Park	D24/215
D545,446	S	*	6/2007	Wu	D24/215
D546,958	S	*	7/2007	Kim	D24/215
D549,350	S	*	8/2007	Wu	D24/215
D551,578	S	*	9/2007	Kuriger et al.	D10/81
D571,926	S	*	6/2008	Wu	D24/215
D597,211	S	*	7/2009	Ewing et al.	D24/187
2006/0036201	A1	*	2/2006	Cohen	601/47
2007/0093685	A1	*	4/2007	Bighetty	600/26
2007/0203433	A1	*	8/2007	Murphy	601/15
2009/0048547	A1	*	2/2009	Chen	601/15

* cited by examiner

Primary Examiner—Ian Simmons

Assistant Examiner—Wan Laymon

(74) *Attorney, Agent, or Firm*—William H. Bollman

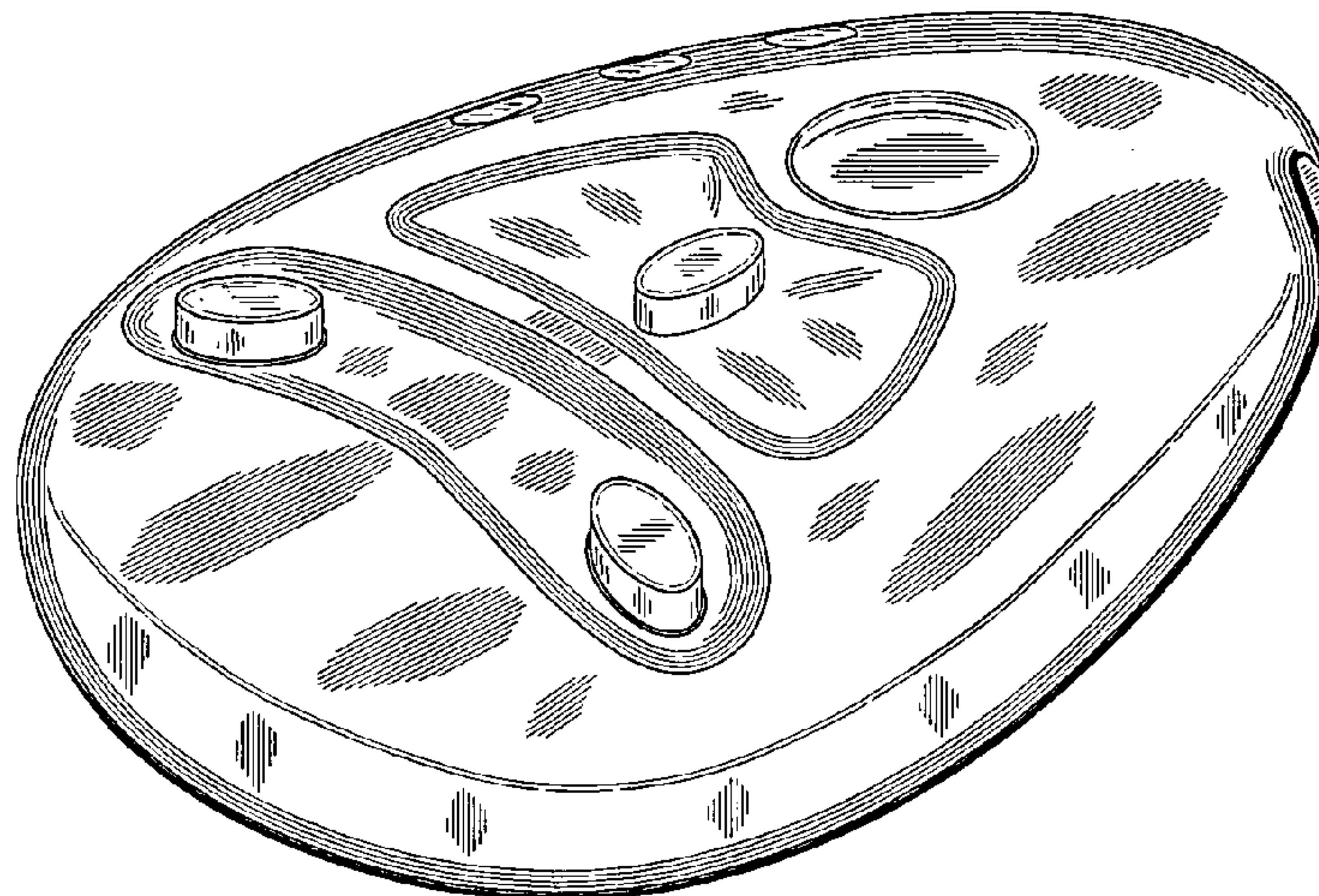
(57) **CLAIM**

The ornamental design for a meditation device, as shown and described.

DESCRIPTION

FIG. 1 is an overall, perspective view of a meditation device; FIG. 2 is a side elevational view of the meditation device; FIG. 3 is a side elevational view of the meditation device, from the opposite side to FIG. 2; FIG. 4 is a plan view of the meditation device; FIG. 5 is an under plan view of the meditation device; FIG. 6 is a view of the meditation device from one end; and, FIG. 7 is a view of the meditation device from the opposite end to FIG. 6.

1 Claim, 4 Drawing Sheets



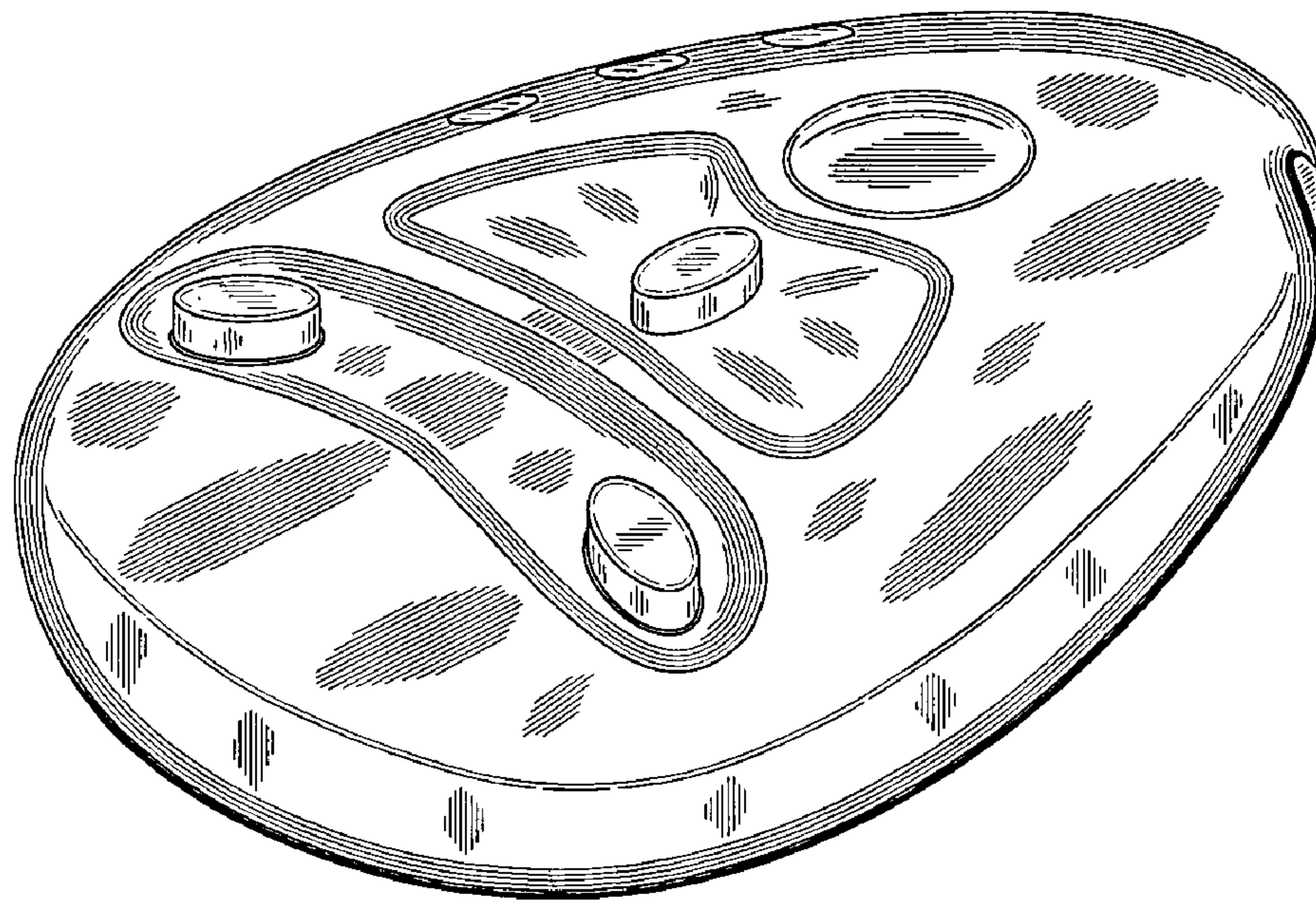


FIG. 1

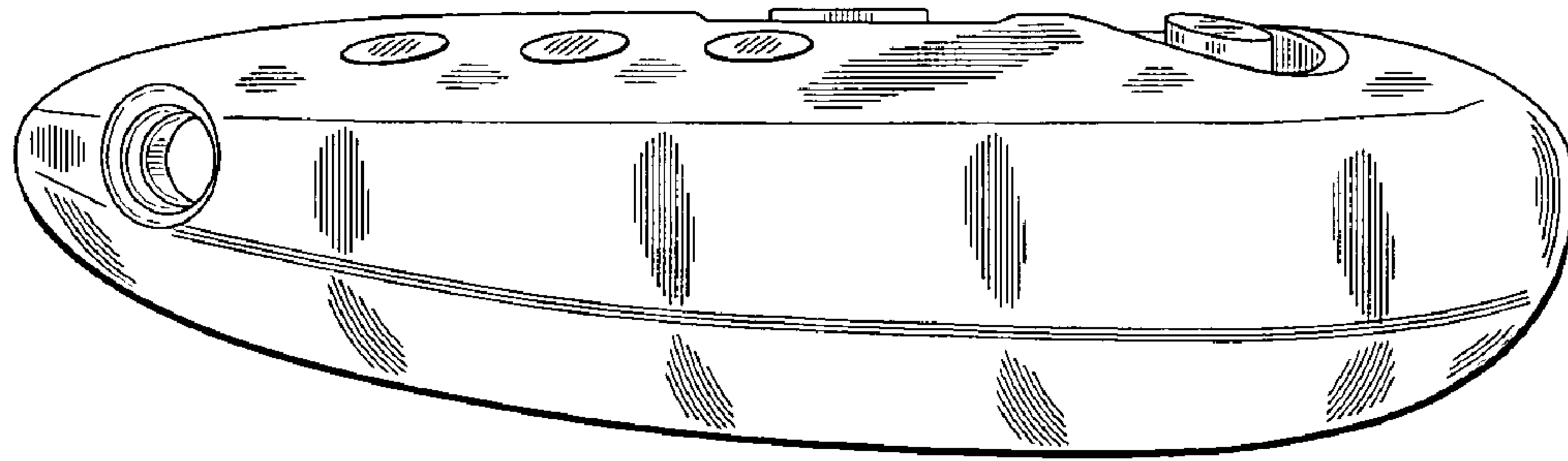


FIG. 2

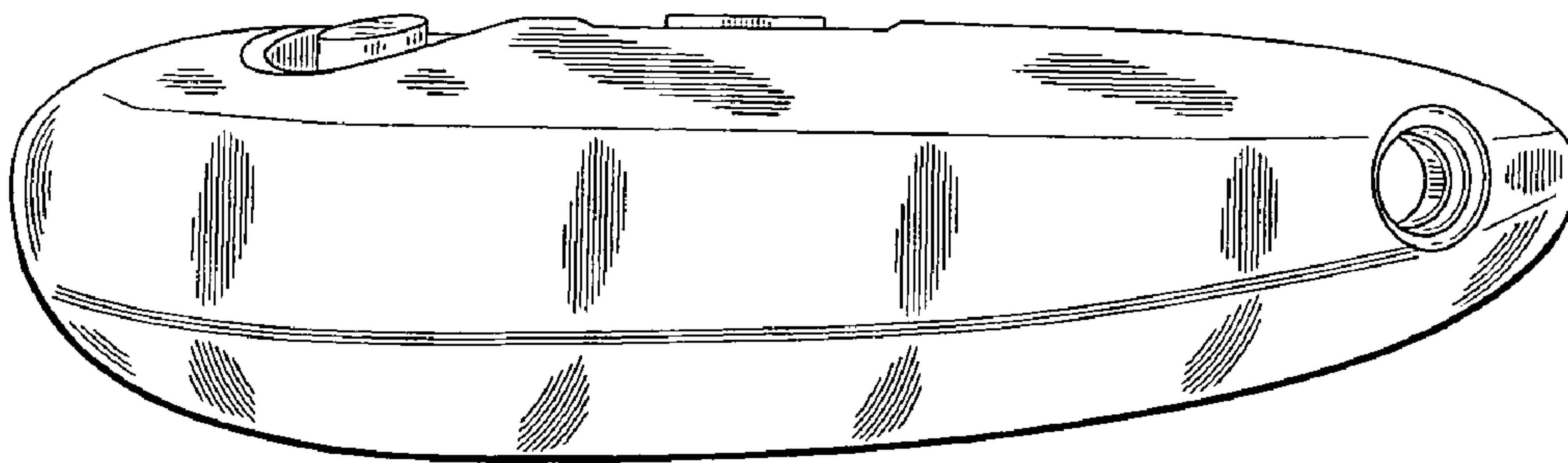


FIG. 3

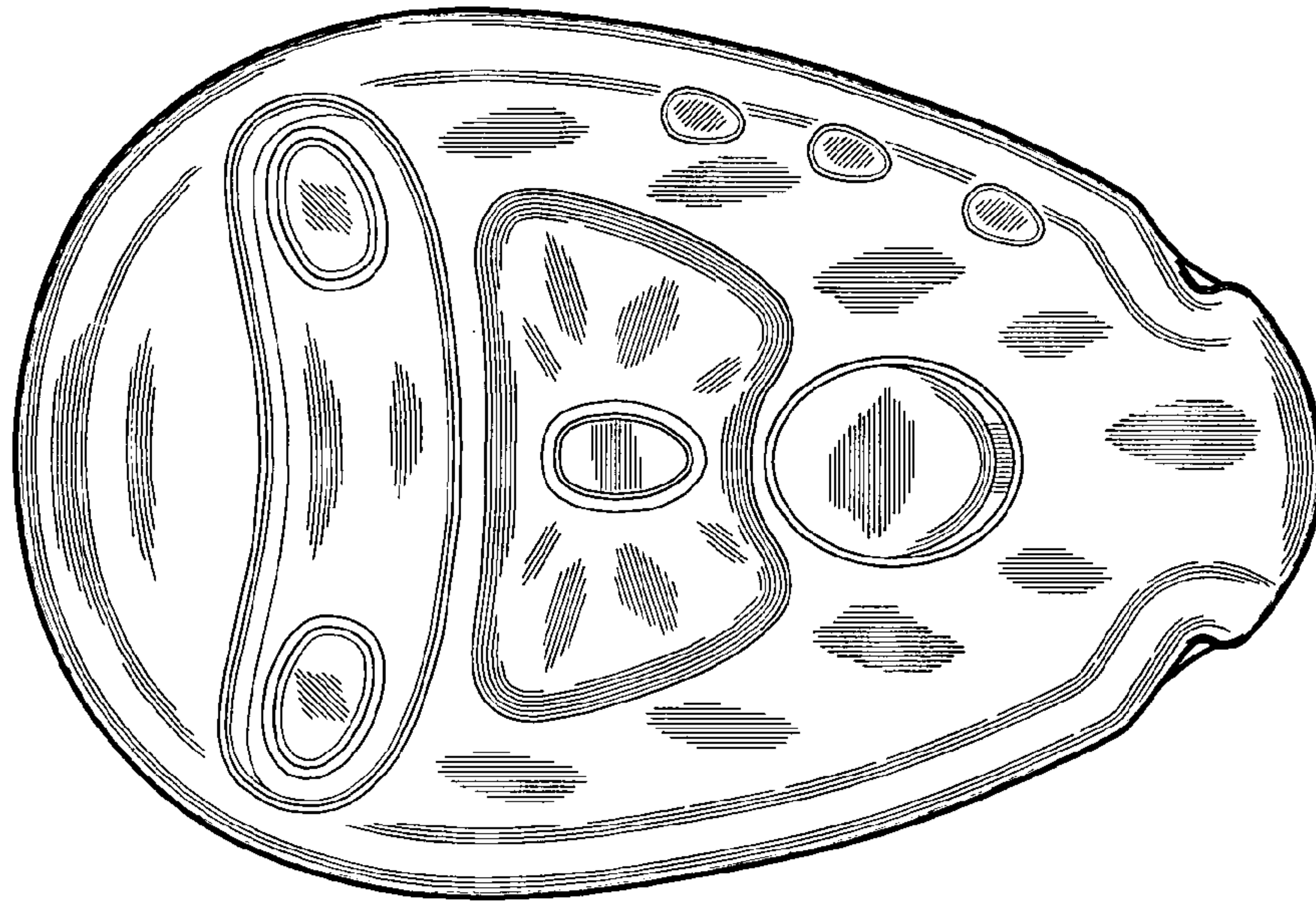


FIG. 4

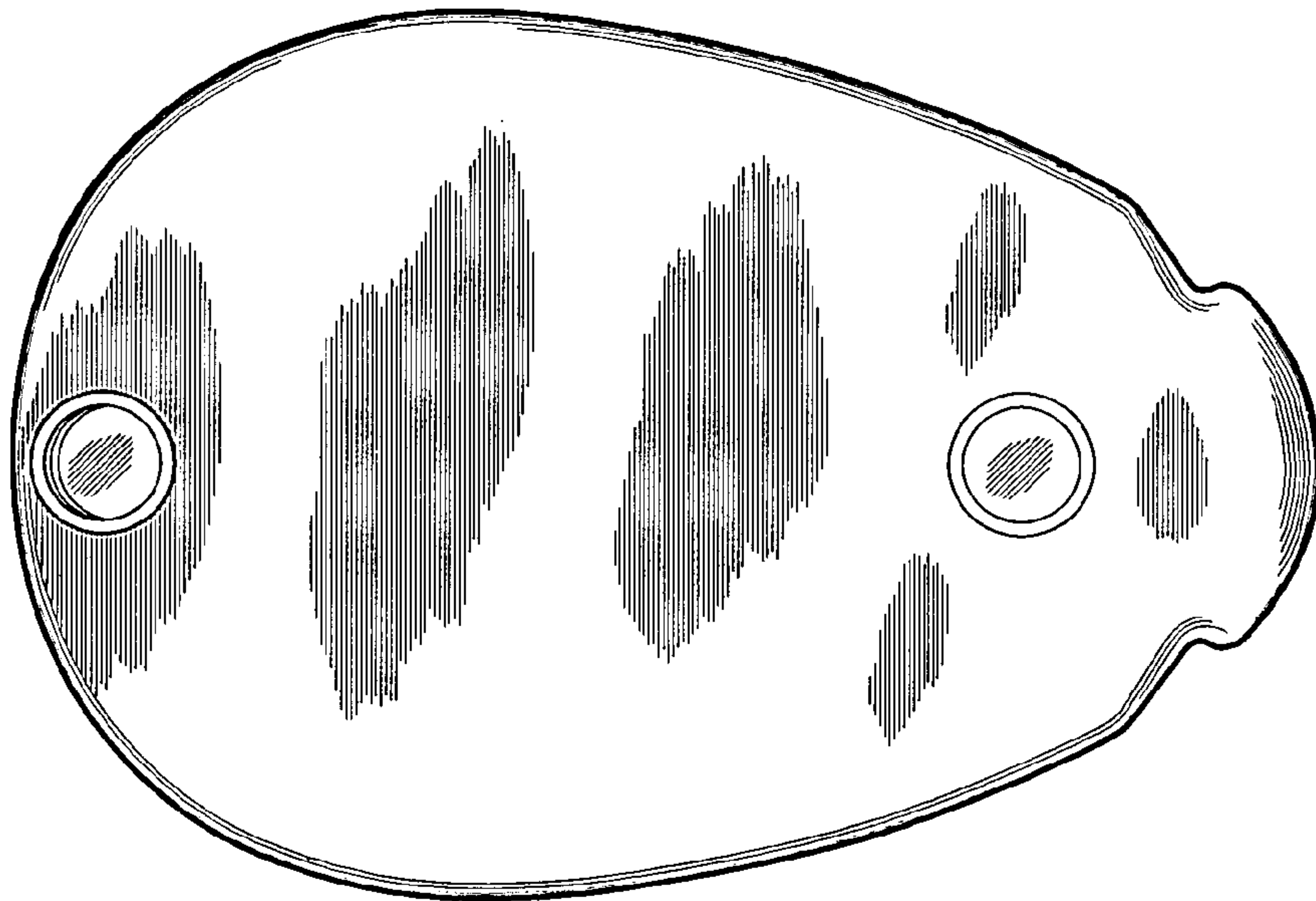


FIG. 5

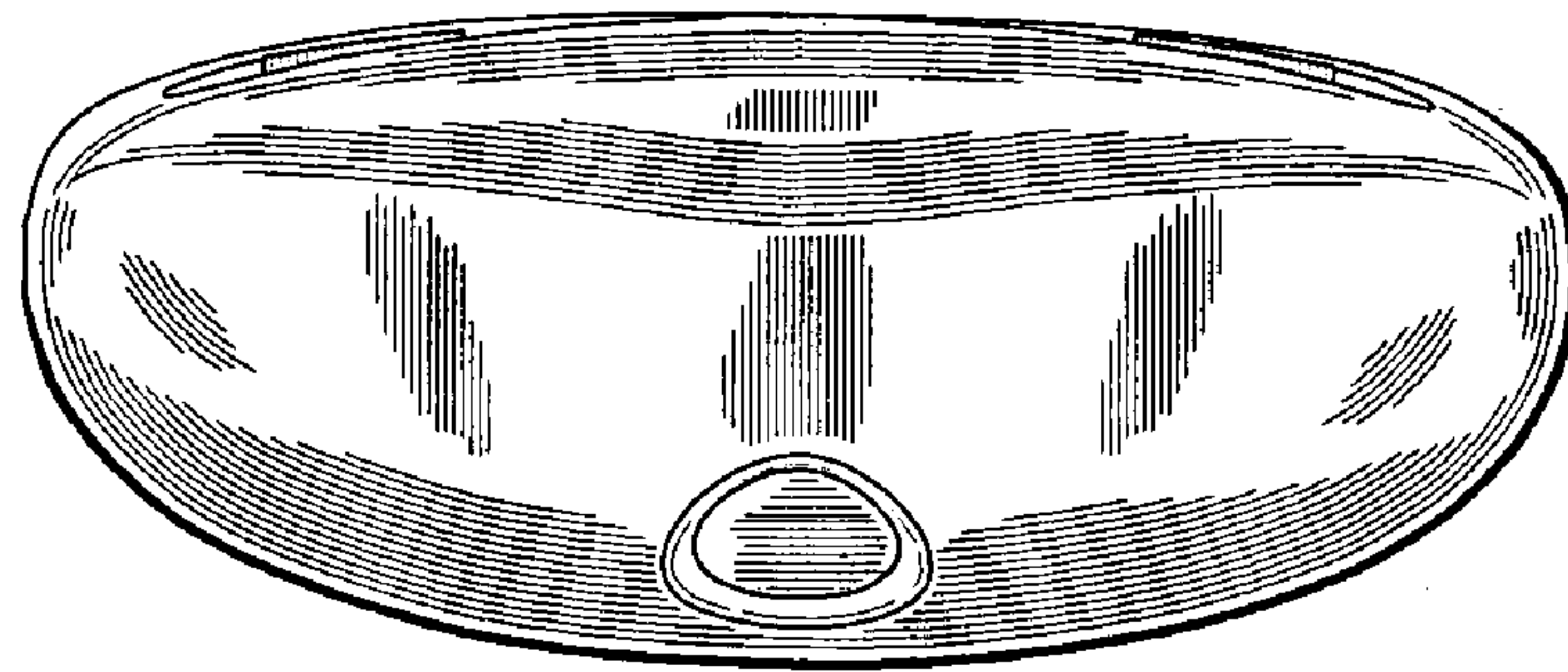


FIG. 6

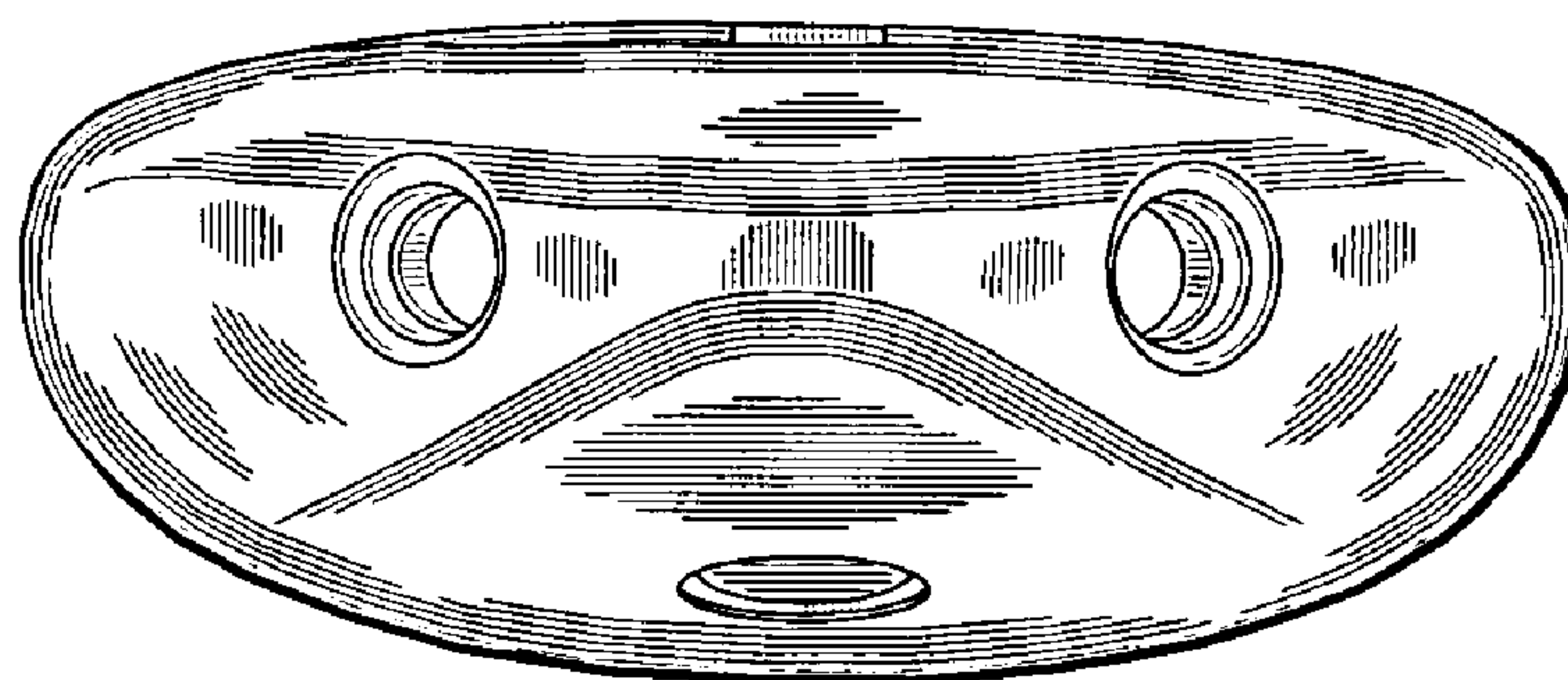


FIG. 7