



US00D616097S

(12) **United States Design Patent**
Johnson et al.

(10) **Patent No.:** **US D616,097 S**
(45) **Date of Patent:** **** May 18, 2010**

(54) **DENTAL IMPLANT ABUTMENT**

(75) Inventors: **Ryan E. Johnson**, St. Paul, MN (US);
Kevin W. Wenzel, Belmont, MA (US);
Howard P. Wanless, III, Somerville,
MA (US)

(73) Assignee: **3M Innovative Properties Company**,
St. Paul, MN (US)

(**) Term: **14 Years**

(21) Appl. No.: **29/343,537**

(22) Filed: **Sep. 15, 2009**

(51) **LOC (9) Cl.** **24-03**

(52) **U.S. Cl.** **D24/156**

(58) **Field of Classification Search** D24/155,
D24/156, 180, 176; 433/173, 176, 125, 126;
606/304, 74, 72

See application file for complete search history.

(56) **References Cited**

U.S. PATENT DOCUMENTS

3,066,112	A	11/1962	Bowen	
4,424,037	A	1/1984	Ogino et al.	
D317,200	S *	5/1991	Jorneus	D24/156
5,145,372	A *	9/1992	Daftary et al.	433/173
D353,674	S *	12/1994	Jorneus	D24/156
5,454,716	A	10/1995	Banerjee et al.	
5,513,989	A *	5/1996	Crisio	433/173
5,762,499	A	6/1998	Dard et al.	
5,788,494	A	8/1998	Phimmasone	
6,034,152	A	3/2000	Burger et al.	
6,068,479	A *	5/2000	Kwan	433/173
D428,653	S *	7/2000	Bergstrom et al.	D24/156
6,126,445	A	10/2000	Willoughby	
6,135,773	A	10/2000	Lazzara	
D470,939	S	2/2003	Daftary	
6,733,292	B2	5/2004	Odrich et al.	
6,951,461	B2	10/2005	Odrich et al.	
7,008,229	B2	3/2006	Stoller et al.	

7,179,089	B2 *	2/2007	Sims et al.	433/173
D587,371	S *	2/2009	Purga et al.	D24/156
D587,373	S *	2/2009	Purga et al.	D24/156
D588,699	S	3/2009	Aldecoa	
D588,700	S	3/2009	Anitua Aldecoa	
D601,703	S *	10/2009	Kahdemann	D24/156
D604,413	S *	11/2009	Ikeya et al.	D24/156
D604,851	S	11/2009	Ishikawa	
7,618,258	B2	11/2009	Gogarnoiu	
7,632,096	B2	12/2009	Gittleman	
2003/0114553	A1	6/2003	Karim et al.	
2004/0155975	A1	8/2004	Hart et al.	

(Continued)

FOREIGN PATENT DOCUMENTS

WO	WO 2008/131159	10/2008
WO	WO 2009/089125	7/2009

OTHER PUBLICATIONS

Lava™ Zirconia for Implant Abutments, 3M ESPE 2009, 4 pages.

(Continued)

Primary Examiner—Charles A Rademaker

(74) *Attorney, Agent, or Firm*—Carolyn A. Fischer

(57)

CLAIM

The ornamental design for a dental implant abutment, as shown and described.

DESCRIPTION

FIG. 1 is a perspective view of a new design for a dental implant abutment;

FIG. 2 is a right side view and left side view thereof;

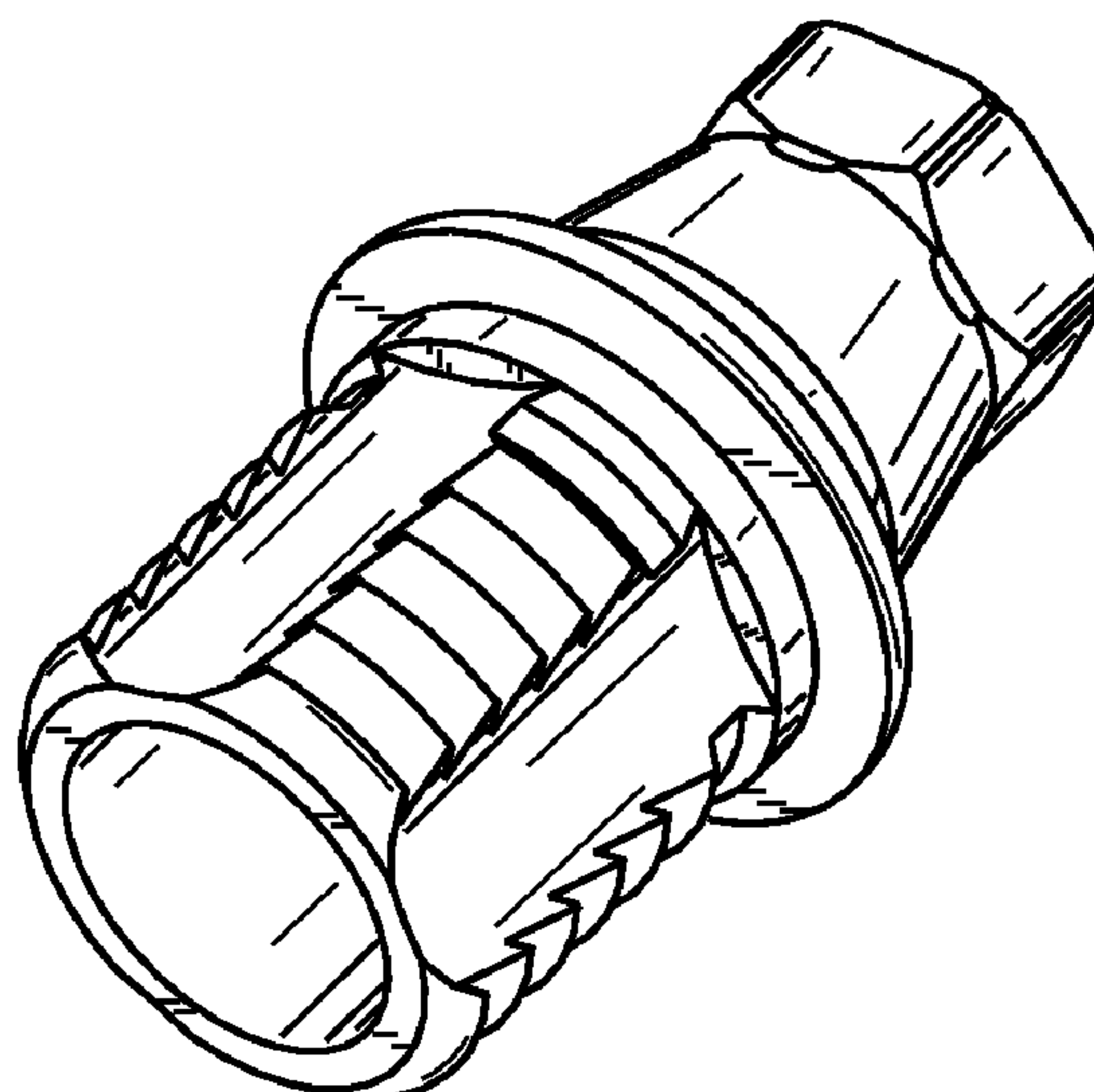
FIG. 3 is a front view thereof; and

FIG. 4 is a rear view thereof.

FIG. 5 is a bottom view thereof; and,

FIG. 6 is a top view thereof.

1 Claim, 1 Drawing Sheet



U.S. PATENT DOCUMENTS

2006/0019219 A1 1/2006 Saliger et al.
2007/0103460 A1 5/2007 Zhang et al.
2007/0224576 A1 9/2007 Ihde et al.
2008/0015727 A1 1/2008 Dunne et al.
2008/0153067 A1 6/2008 Berckmans et al.
2008/0233537 A1 9/2008 Amber et al.
2009/0092943 A1 4/2009 Tamir

OTHER PUBLICATIONS

Cementation and Sterilization Guidelines for Labs and Dentists; Lava™ Zirconia for Implant Abutments; Cementation and Sterilization Made Easy, 3M ESPE 2008, 8 pages.

Sinfony™ Light-Curing Composite for the Fabrication of Crowns, Bridges, Inlays and Onlays; 3M ESPE Aug. 2006, pp. 1-11.

Sinfony™ Indirect Lab Composite Ordering Information, New User System and Kit and Master System and Kit, 3M ESPE © 1999-2002, 2 pages.

Straumann; CARES Customized Implant Prosthetics with Straumann® CARES (Computer Aided REstoration Service) Nov. 2005.

Hiossen Implant System, 8 pgs., undated.

U.S. Appl. No. 61/242,546, filed Sep. 15, 2009.

U.S. Appl. No. 61/242,543, filed Sep. 15, 2009.

U.S. Appl. No. 29/343,534, filed Sep. 15, 2009.

* cited by examiner

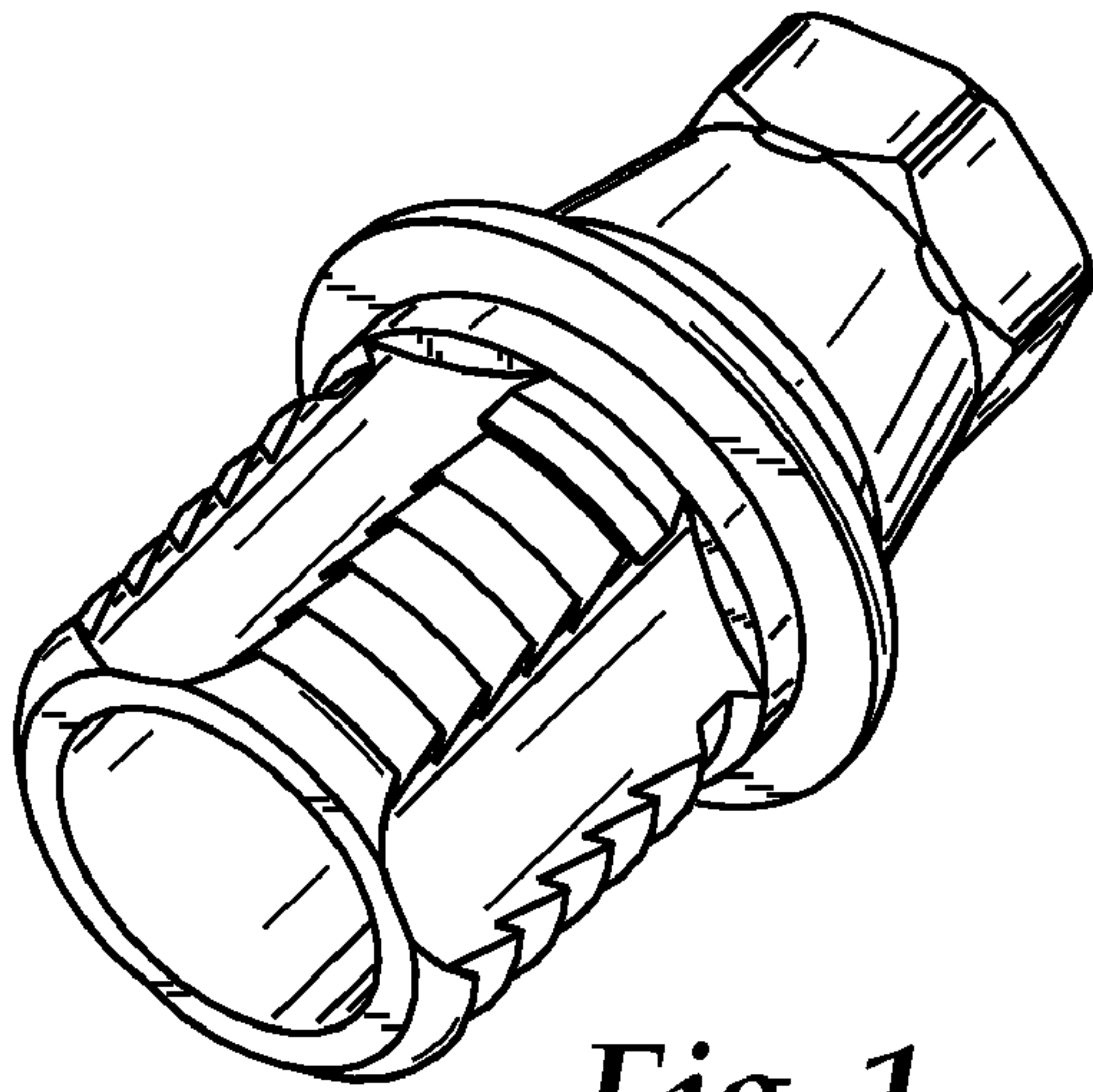


Fig. 1




Fig. 2




Fig. 3




Fig. 4

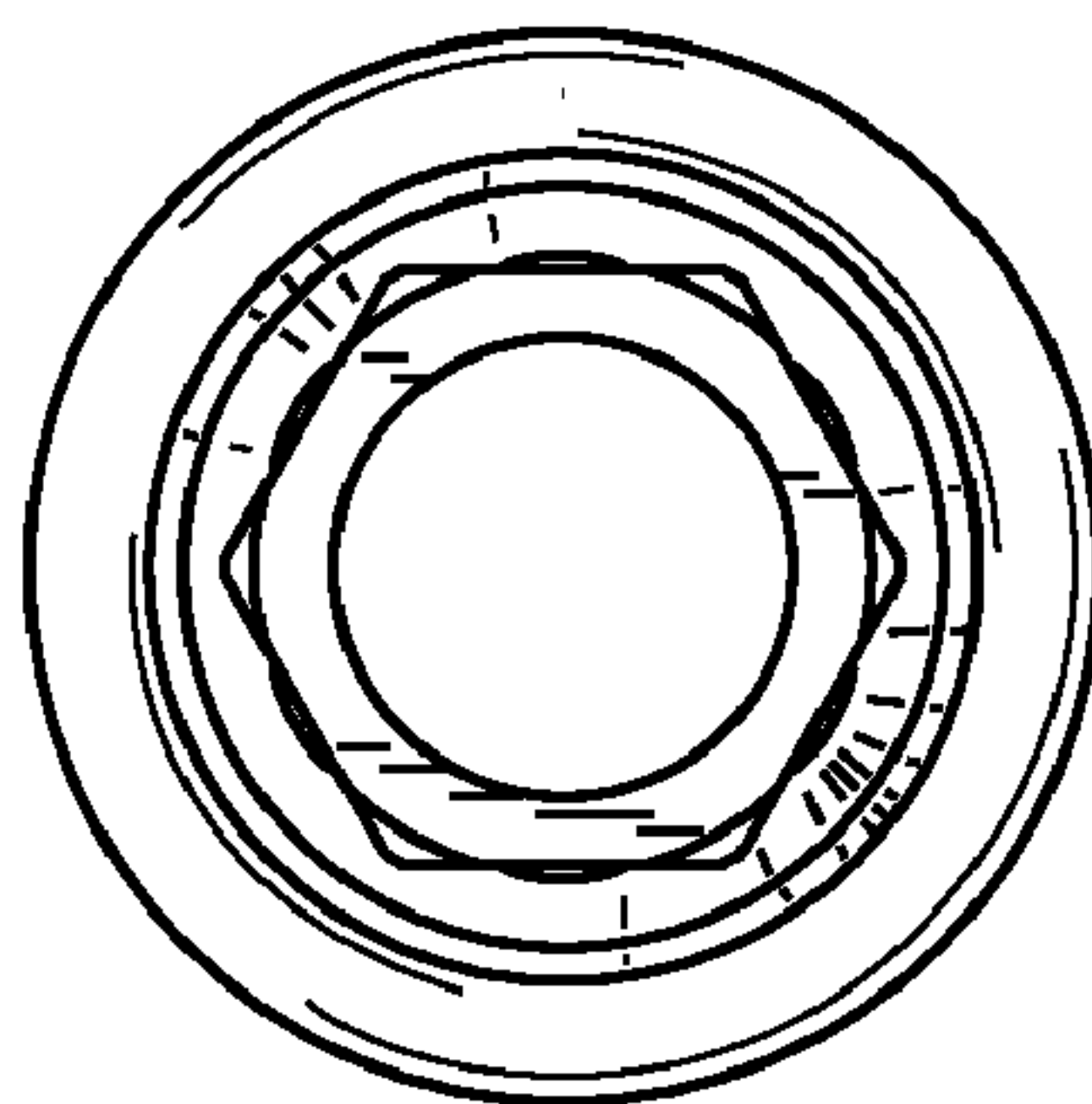


Fig. 5

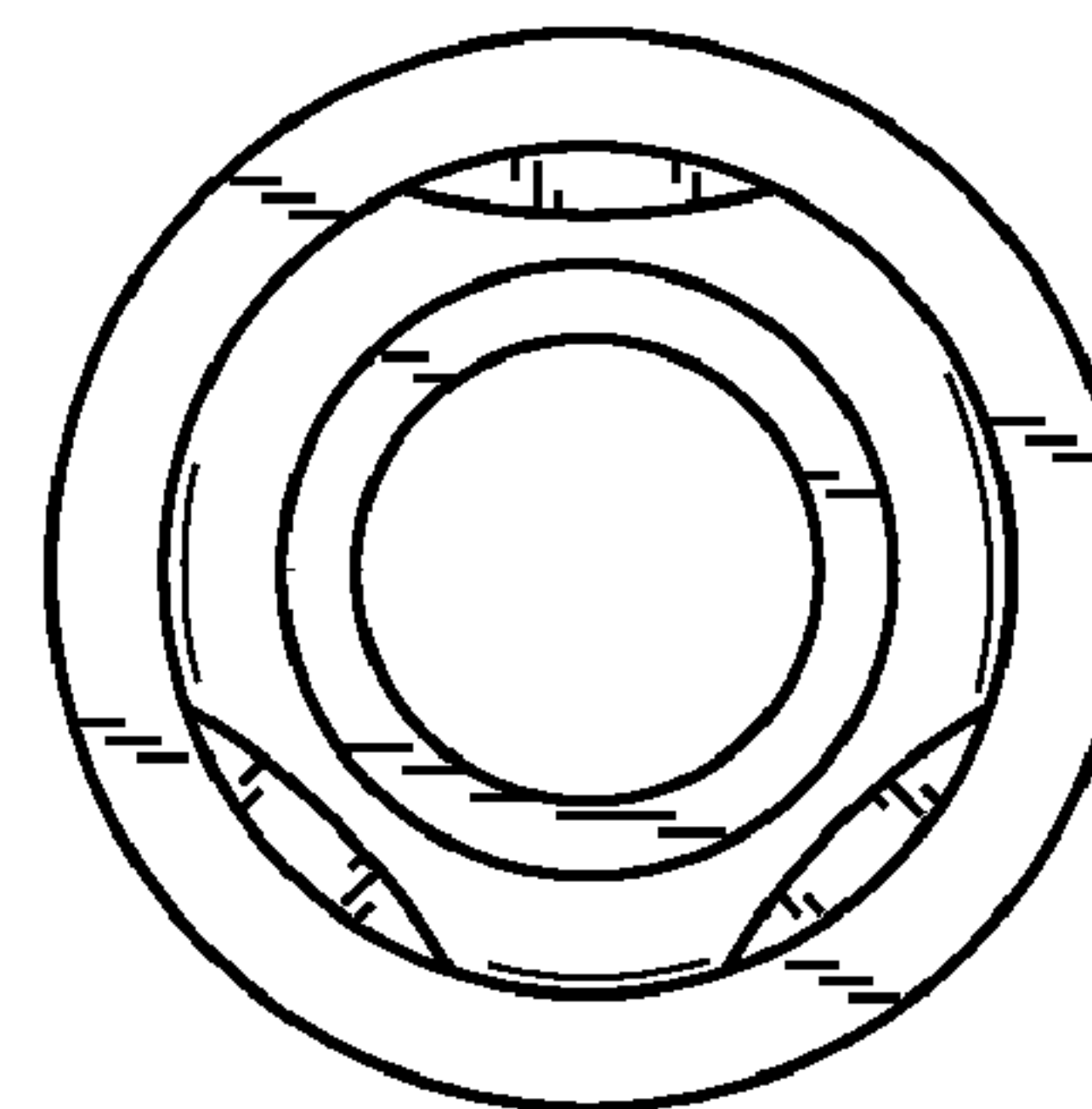


Fig. 6