



US00D616087S

(12) **United States Design Patent**  
**Brigatti et al.**

(10) **Patent No.:** **US D616,087 S**

(45) **Date of Patent:** **\*\* May 18, 2010**

(54) **FIXED-SHAPE CANNULA FOR POSTERIOR DELIVERY OF RADIATION TO EYE**

(76) Inventors: **Luca Brigatti**, 507 Falcon Park La., Rockville, MD (US) 20850; **Russell J. Hamilton**, 10590 E. Stella Rd., Tucson, AZ (US) 85730; **Laurence J. Marsteller**, 6338 N. Camino Miraval, Tucson, AZ (US) 85718; **Michael Voevodsky**, 2231 E. Calle Lustre, Tucson, AZ (US) 85718

(\*\*) Term: **14 Years**

(21) Appl. No.: **29/332,021**

(22) Filed: **Feb. 6, 2009**

(51) **LOC (9) Cl.** ..... **24-02**

(52) **U.S. Cl.** ..... **D24/112**

(58) **Field of Classification Search** ..... D24/107, D24/108, 112, 113, 127, 130, 133, 150; 600/1, 3, 7, 8; 604/20, 27, 93.01, 264; 623/6.12  
See application file for complete search history.

(56) **References Cited**

**U.S. PATENT DOCUMENTS**

2,309,302	A *	1/1943	Butler et al.	604/412
2,559,793	A	7/1951	Pregel	
3,169,527	A *	2/1965	Sheridan	604/172
3,662,882	A	5/1972	Obermayer	
D235,171	S *	5/1975	Boone	D24/113
D235,172	S *	5/1975	Boone	D24/113
D236,920	S *	9/1975	Sheridan	D24/112
4,300,557	A *	11/1981	Refojo et al.	424/424
D272,089	S *	1/1984	Glassman	D24/133
4,925,450	A *	5/1990	Imonti et al.	604/240
5,167,647	A *	12/1992	Wijkamp et al.	604/532
5,199,939	A *	4/1993	Dake et al.	600/3
D340,111	S *	10/1993	Yoshikawa	D24/112
D345,417	S *	3/1994	Sharipov	D24/112
5,637,073	A	6/1997	Freire	
D390,656	S *	2/1998	Linder	D24/112
6,053,900	A *	4/2000	Brown et al.	604/500
D428,140	S *	7/2000	Swan	D24/112

6,135,984	A *	10/2000	Dishler	604/264
6,183,410	B1	2/2001	Jacobsen et al.	
6,413,245	B1	7/2002	Yaacobi et al.	
6,443,881	B1	9/2002	Finger	
6,749,553	B2 *	6/2004	Brauckman et al.	600/3
D492,778	S *	7/2004	Narini	D24/146
6,918,894	B2 *	7/2005	Fleury et al.	604/272
6,958,055	B2 *	10/2005	Donnan et al.	604/192
6,964,653	B2 *	11/2005	Negron	604/200

(Continued)

**FOREIGN PATENT DOCUMENTS**

AU 323700 S \* 1/2009

(Continued)

*Primary Examiner*—Elizabeth A Albert  
*Assistant Examiner*—Karen E Eldridge Powers

(57) **CLAIM**

The ornamental design for a fixed-shape cannula for posterior delivery of radiation to eye.

**DESCRIPTION**

FIG. 1 is a side view of a fixed-shape cannula for posterior delivery of radiation to eye;

FIG. 2 is a perspective view with tip pointing into page and handle showing in broken lines pointing out of page thereof;

FIG. 3 is a back view thereof;

FIG. 4 is a front view thereof;

FIG. 5 is top view thereof;

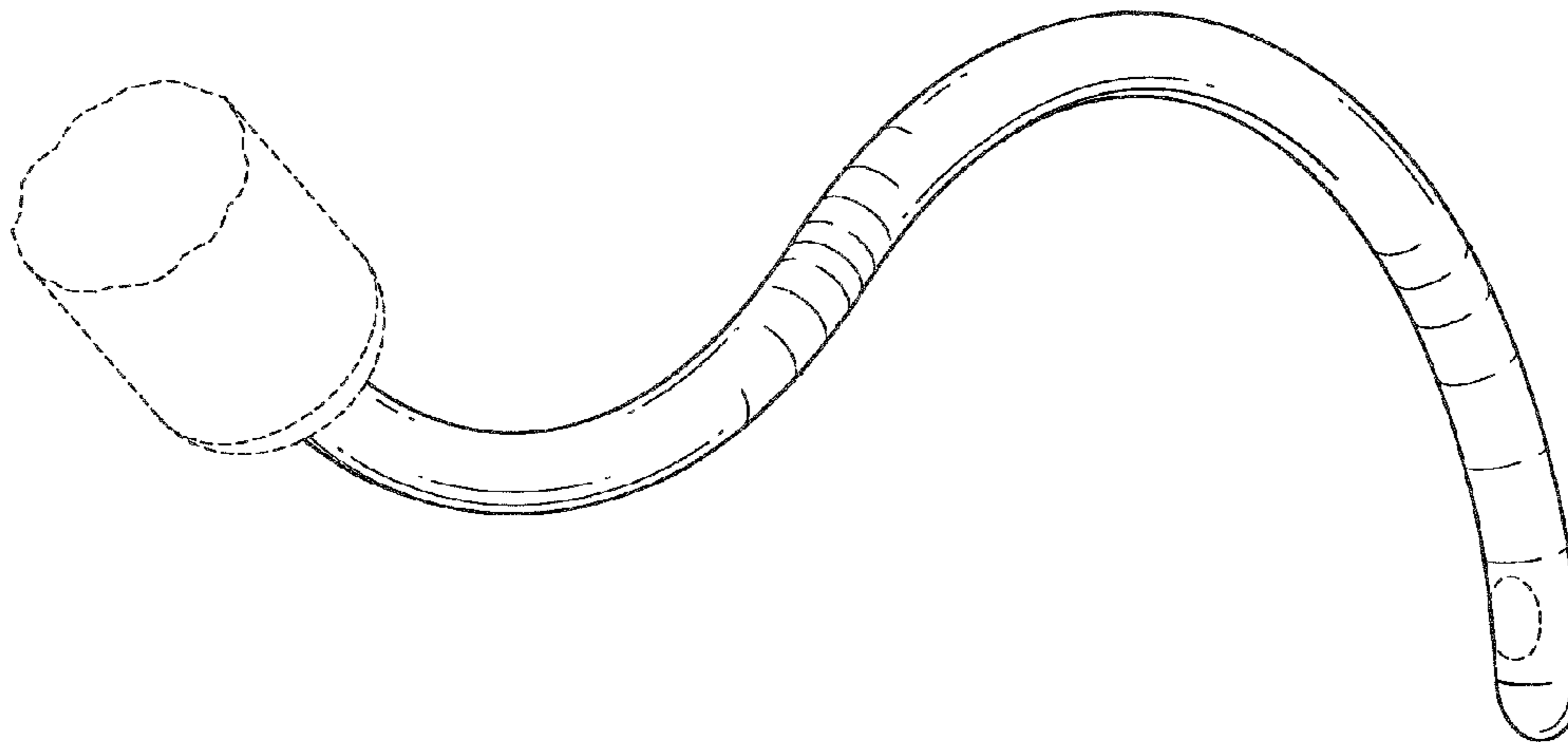
FIG. 6 is a side view thereof;

FIG. 7 is a bottom view thereof; and,

FIG. 8 is a side view.

In FIG. 1, the broken-line showing of environmental structure (eyeball and face) and an unclaimed handle are for the purpose of illustrating the cannula in a condition of use. The broken lines and the structure they depict form no part of the claimed design.

**1 Claim, 4 Drawing Sheets**



# US D616,087 S

Page 2

## U.S. PATENT DOCUMENTS

7,070,556 B2 \* 7/2006 Anderson et al. .... 600/29  
7,153,316 B1 \* 12/2006 McDonald ..... 606/166  
D543,626 S \* 5/2007 Watschke et al. .... D24/133  
7,273,445 B2 9/2007 Pulido et al.  
7,351,193 B2 4/2008 Forman et al.  
D575,396 S \* 8/2008 Wu ..... D24/135  
7,547,323 B2 \* 6/2009 Lavigne ..... 623/10  
7,563,222 B2 \* 7/2009 Larsen et al. .... 600/3  
2002/0065448 A1 \* 5/2002 Bradshaw et al. .... 600/3  
2002/0077687 A1 \* 6/2002 Ahn ..... 607/120  
2004/0138515 A1 7/2004 White et al.  
2006/0223026 A1 \* 10/2006 Kuroiwa et al. .... 433/80

2007/0219546 A1 \* 9/2007 Mody et al. .... 606/27  
2008/0161762 A1 \* 7/2008 Stehr et al. .... 604/264  
2008/0214887 A1 \* 9/2008 Heanue et al. .... 600/3  
2008/0281142 A1 \* 11/2008 Lubock et al. .... 600/3  
2010/0004499 A1 \* 1/2010 Brigatti et al. .... 600/7  
2010/0004581 A1 \* 1/2010 Brigatti et al. .... 604/20

## FOREIGN PATENT DOCUMENTS

AU 323701 S \* 1/2009  
AU 323703 S \* 1/2009  
AU 323704 S \* 1/2009

\* cited by examiner

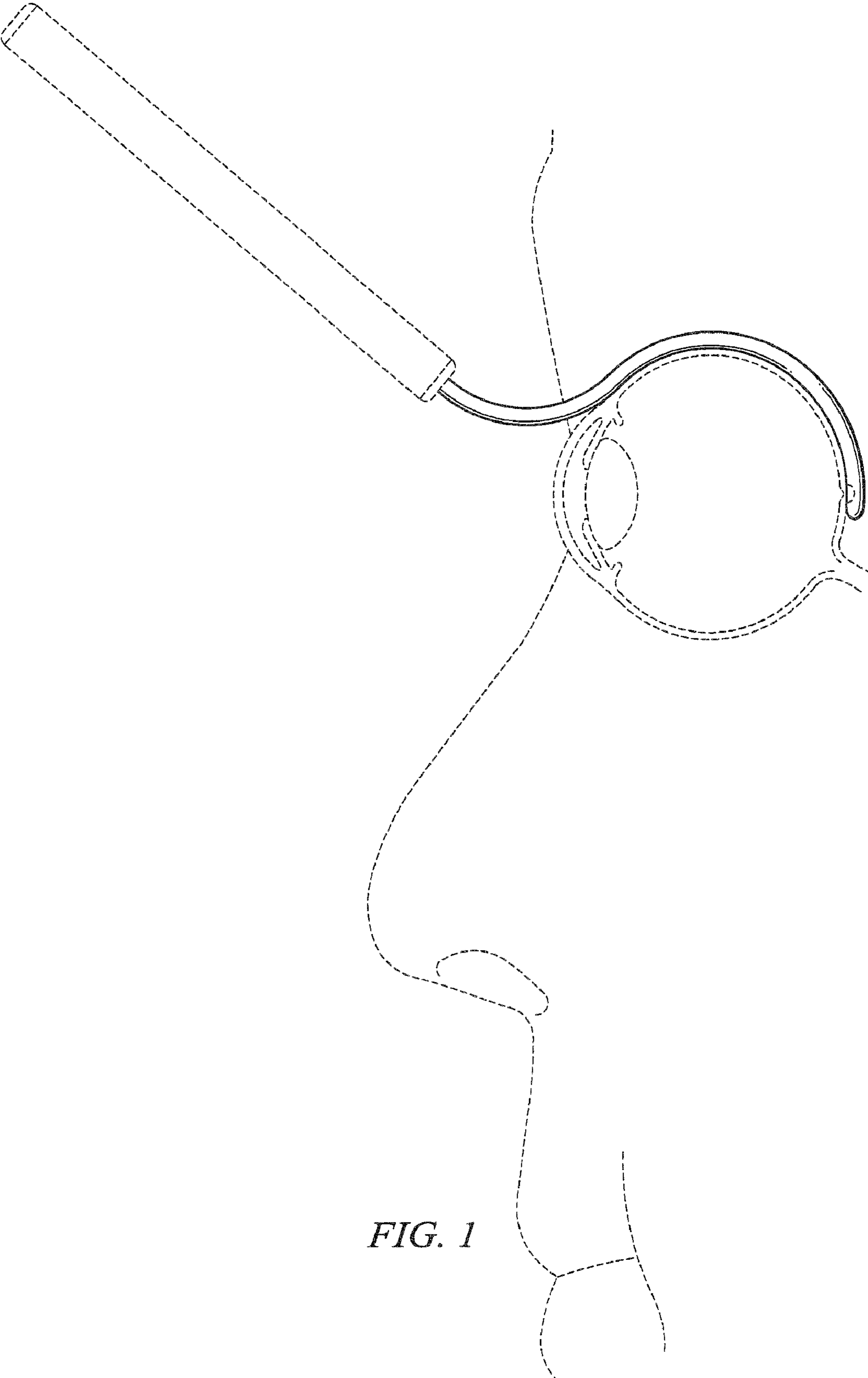


FIG. 1

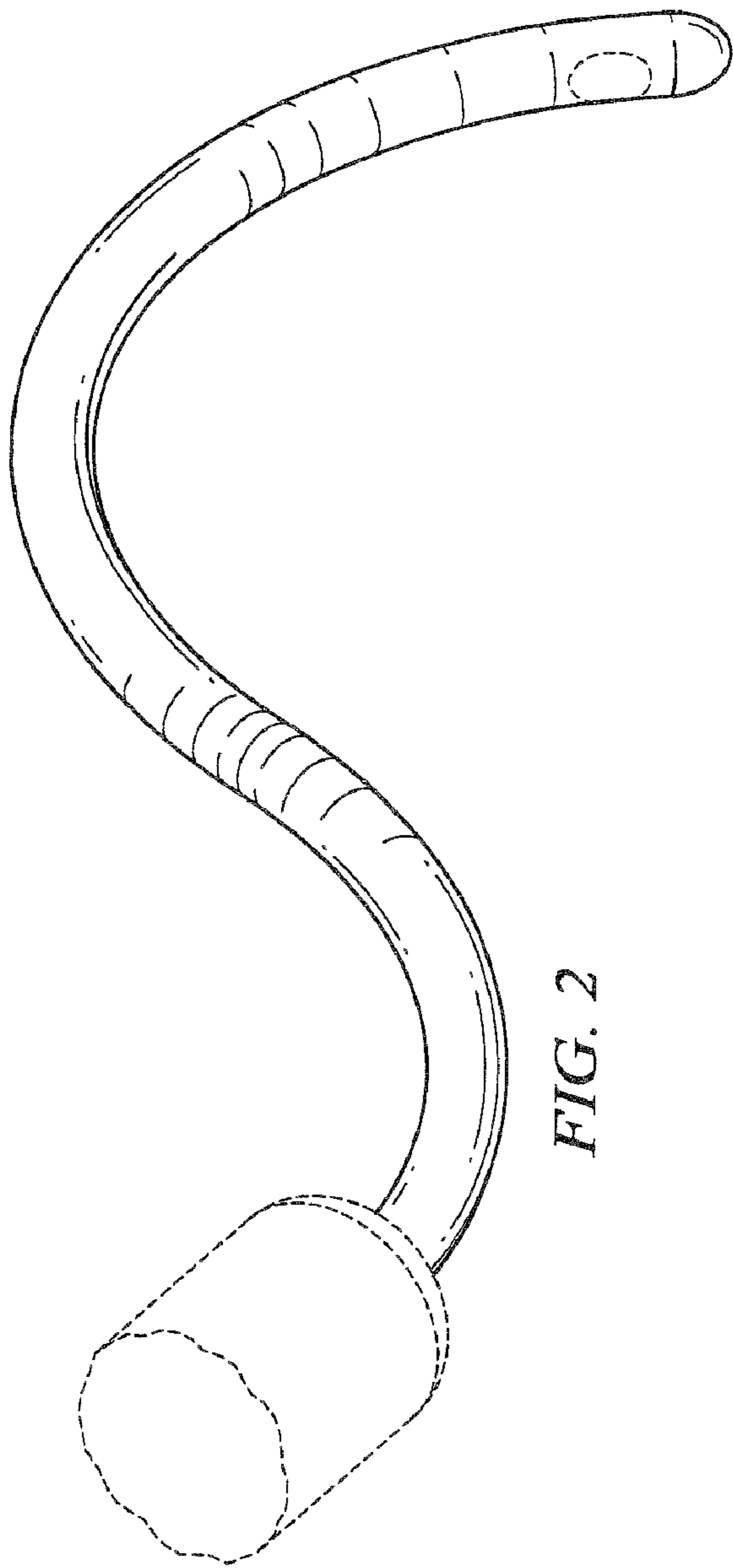


FIG. 2



FIG. 4




FIG. 3



FIG. 5

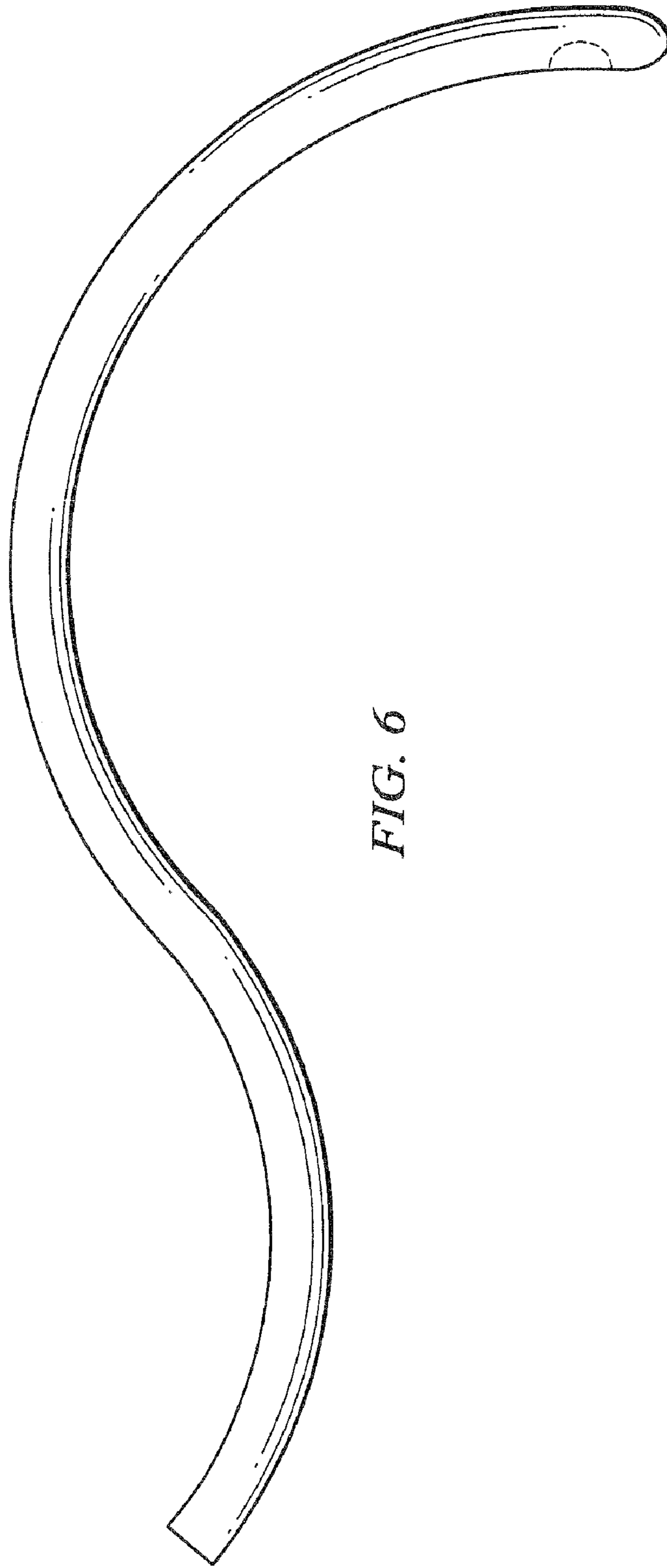


FIG. 6



FIG. 7

FIG. 8

