



US00D616083S

(12) **United States Design Patent**  
**Saitou**

(10) **Patent No.:** **US D616,083 S**

(45) **Date of Patent:** **\*\* May 18, 2010**

(54) **AIR CONDITIONER**

(75) Inventor: **Yumi Saitou**, Kusatsu (JP)

(73) Assignee: **Daikin Industries Ltd.**, Osaka-shi,  
Osaka (JP)

(\*\*) Term: **14 Years**

(21) Appl. No.: **29/347,445**

(22) Filed: **Jan. 14, 2010**

(30) **Foreign Application Priority Data**

Oct. 15, 2009 (JP) ..... 2009-024175

(51) **LOC (9) Cl.** ..... **23-04**

(52) **U.S. Cl.** ..... **D23/351**

(58) **Field of Classification Search** ..... D23/351-354,  
D23/385, 355, 357, 361; 312/236; 62/259.1,  
62/259.4, 262-263, 304; 454/330-331, 349-350  
See application file for complete search history.

(56) **References Cited**

**U.S. PATENT DOCUMENTS**

- D529,595 S \* 10/2006 Ueno et al. .... D23/351
- D553,721 S \* 10/2007 Seki et al. .... D23/351
- D565,158 S \* 3/2008 Nagahori ..... D23/351
- D579,095 S \* 10/2008 Nagahori et al. .... D23/351
- D580,037 S \* 11/2008 Seki et al. .... D23/351
- D580,038 S \* 11/2008 Seki et al. .... D23/351

- D584,806 S \* 1/2009 Oh et al. .... D23/351
- D593,666 S \* 6/2009 Nakamura ..... D23/351
- D599,455 S \* 9/2009 Alexanderson ..... D23/351
- D605,265 S \* 12/2009 Nakamura et al. .... D23/351
- D605,266 S \* 12/2009 Nakamura et al. .... D23/351
- D605,267 S \* 12/2009 Nakamura et al. .... D23/351

\* cited by examiner

*Primary Examiner*—Brian N Vinson

(74) *Attorney, Agent, or Firm*—Manabu Kanesaka

(57) **CLAIM**

The ornamental design for an air conditioner, as shown and described.

**DESCRIPTION**

FIG. 1 is a perspective view of an air conditioner showing my new design;

FIG. 2 is a front view thereof;

FIG. 3 is a rear view thereof;

FIG. 4 is a plan view thereof;

FIG. 5 is a bottom view thereof;

FIG. 6 is a left side view thereof; and,

FIG. 7 is a right side view thereof.

The broken lines depict portions of the air conditioner that form no part of claimed design.

**1 Claim, 5 Drawing Sheets**

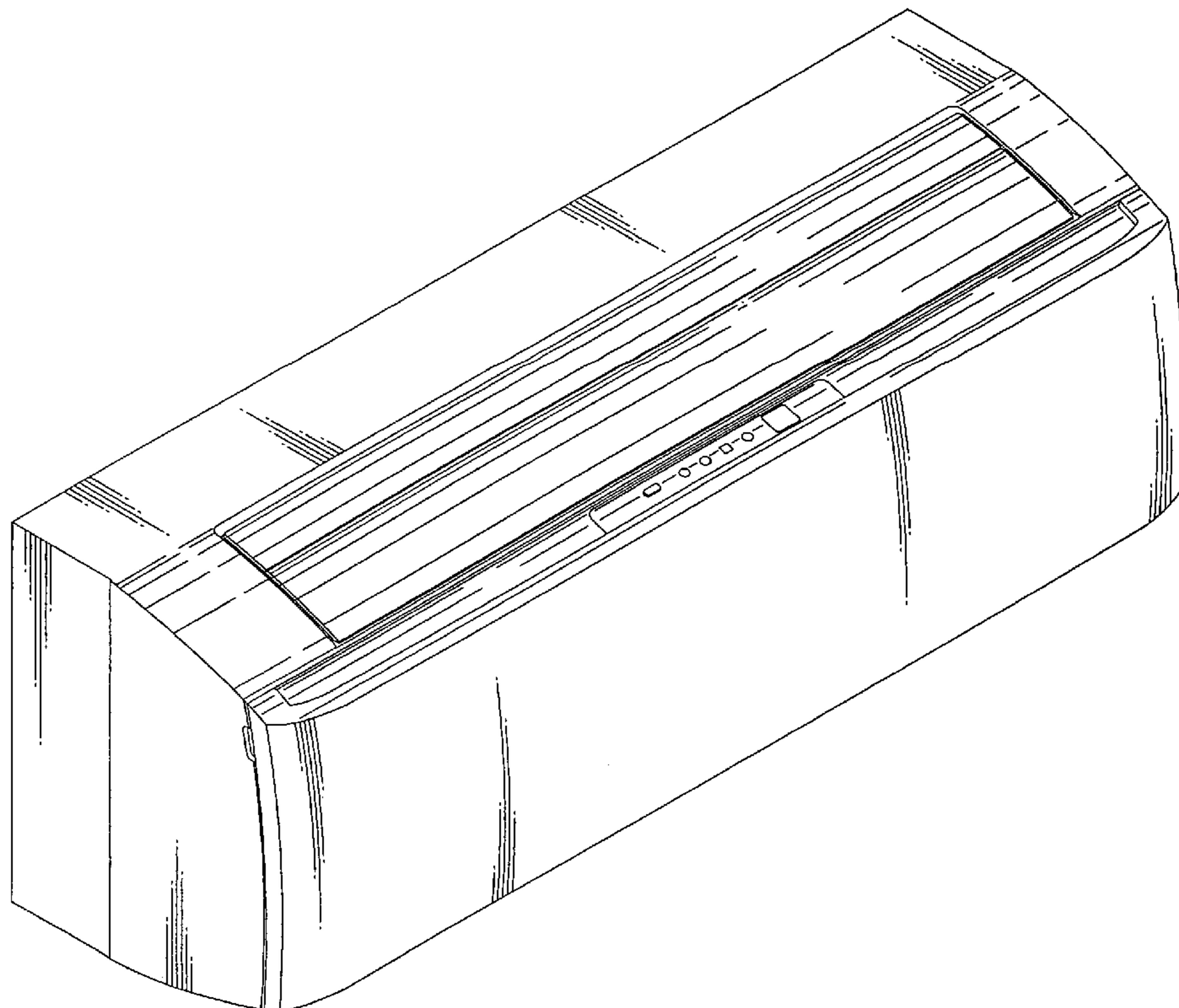


FIG.1

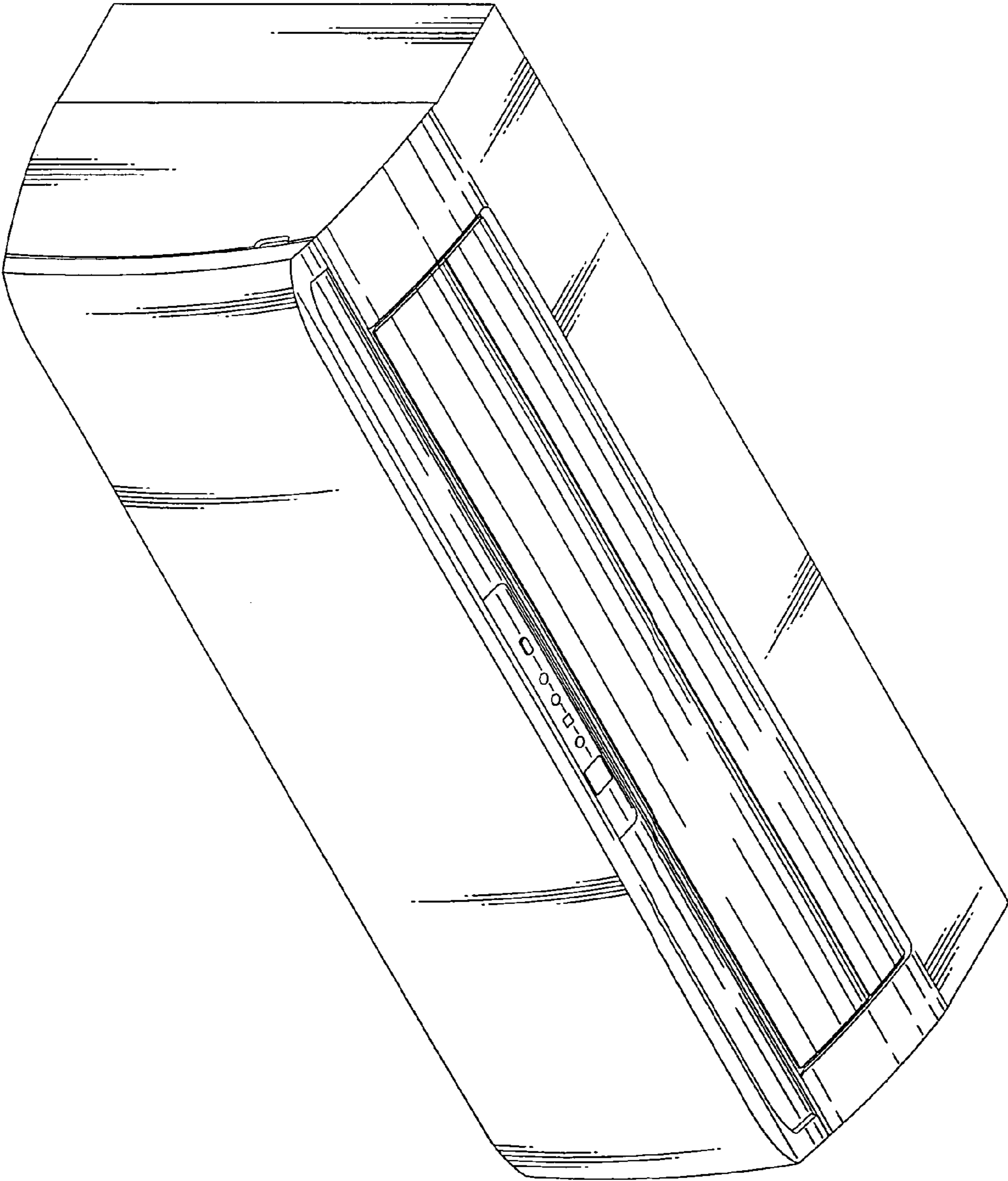


FIG.2

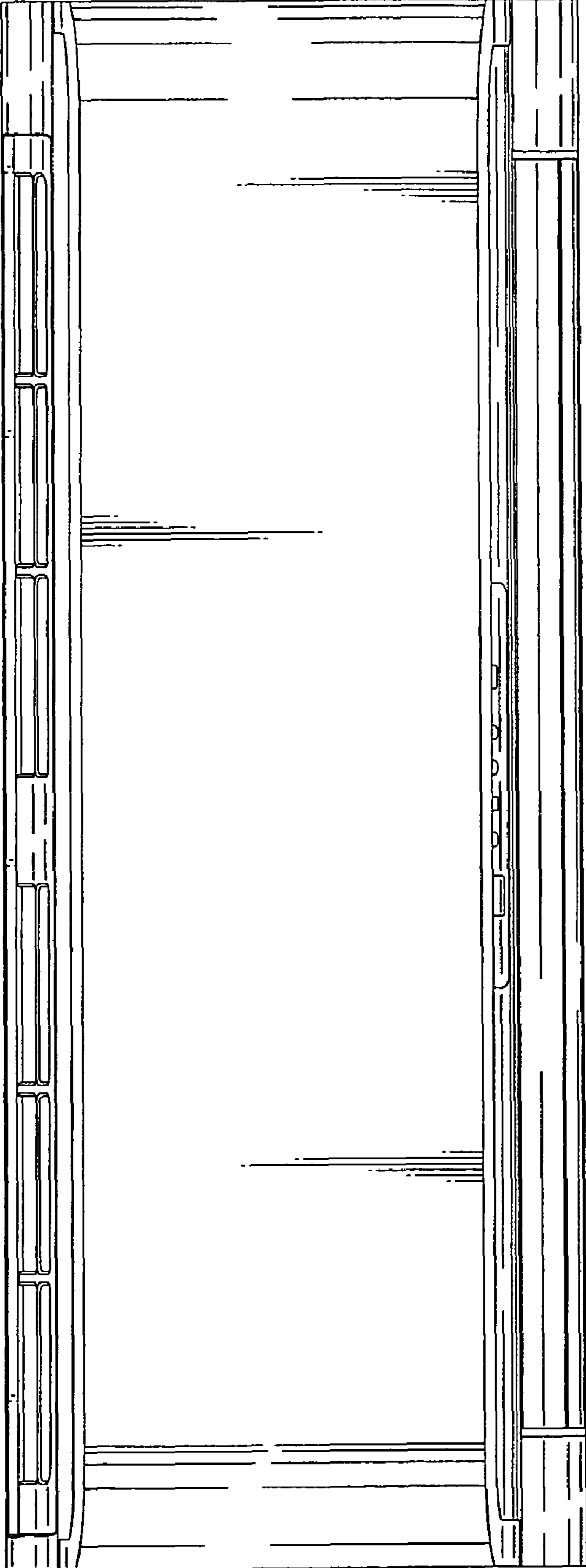


FIG.3




FIG.4

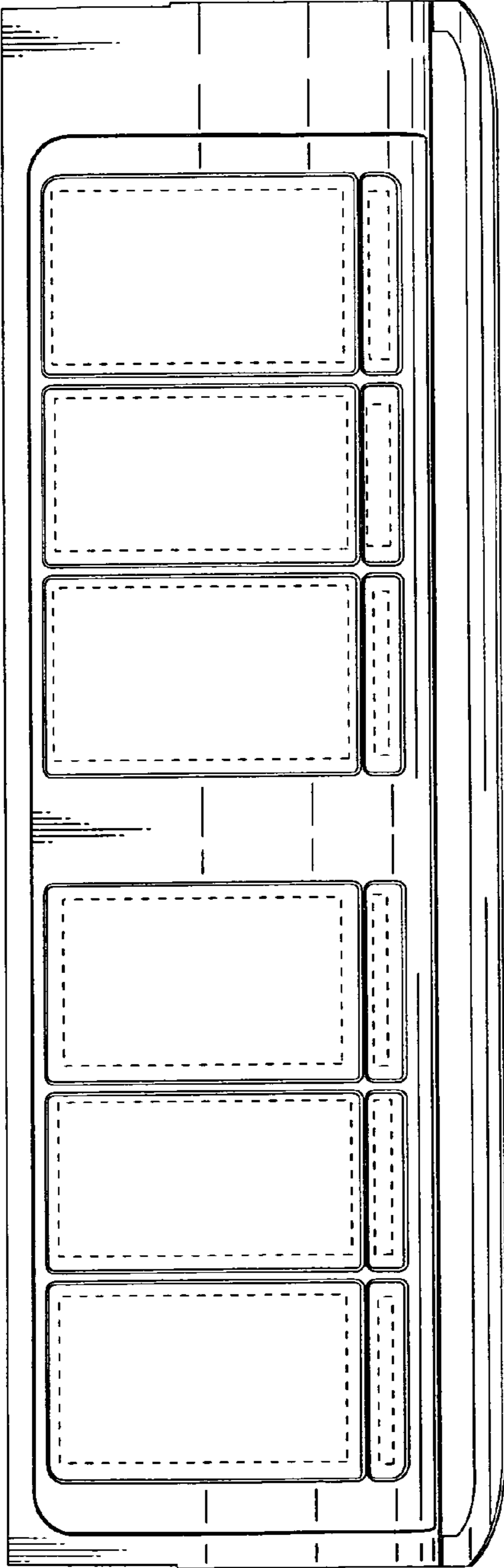


FIG.5

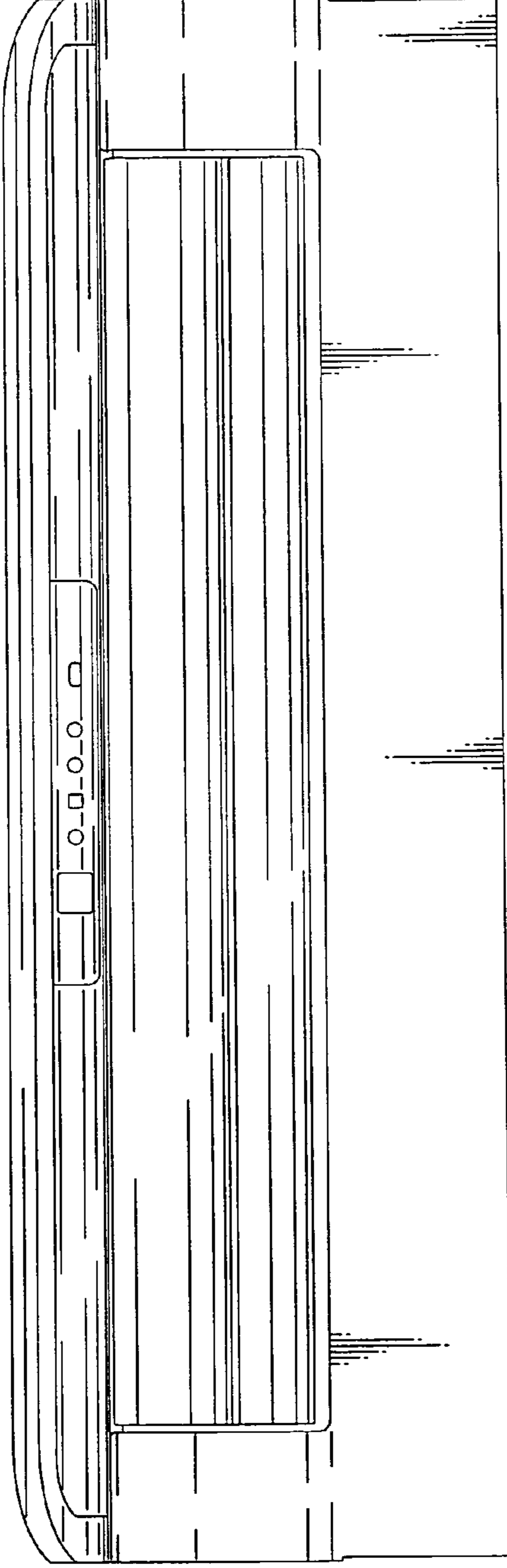


FIG. 7

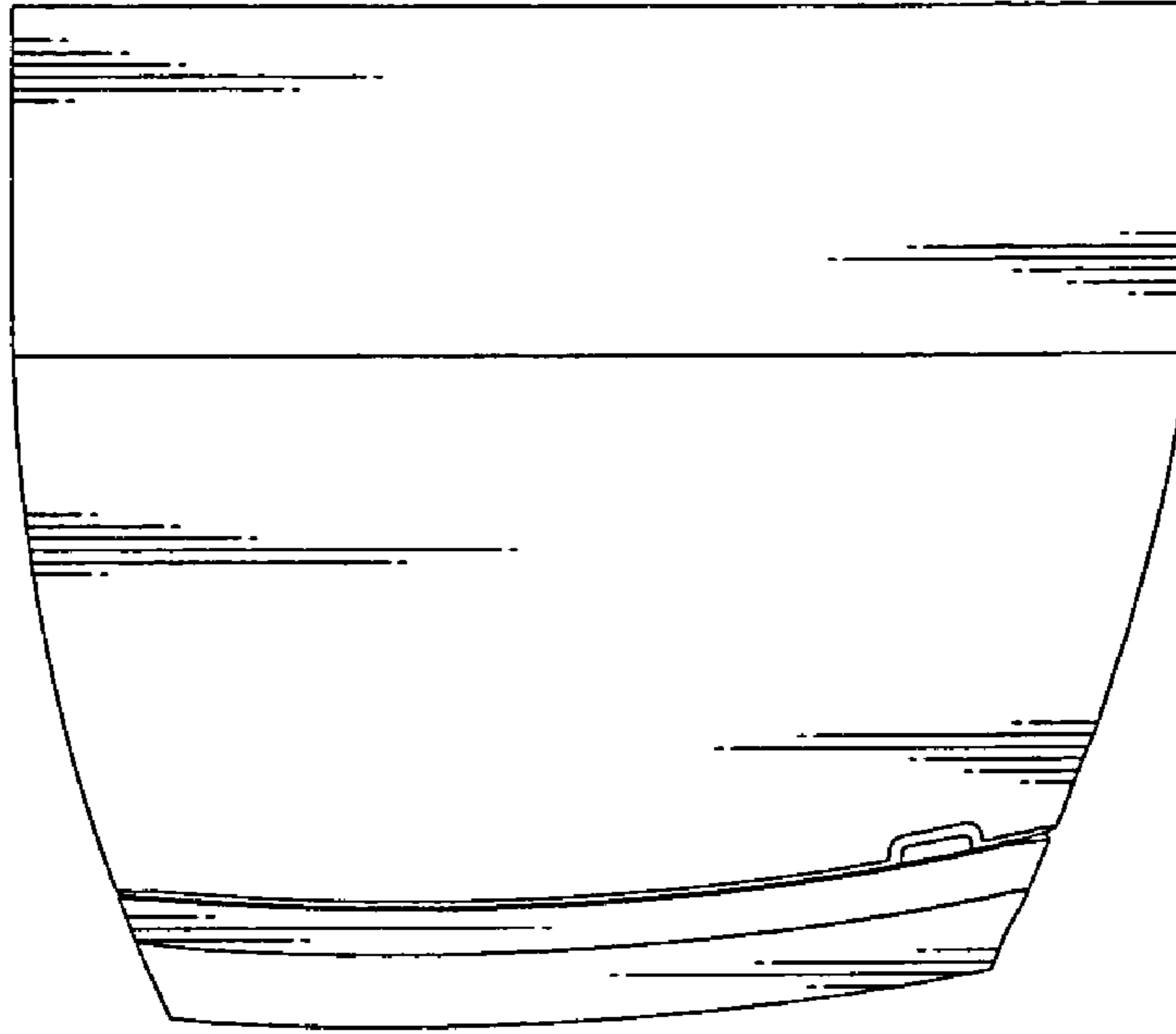


FIG. 6

