



US00D616076S

(12) **United States Design Patent**
Patterson et al.

(10) **Patent No.:** **US D616,076 S**

(45) **Date of Patent:** **** May 18, 2010**

(54) **SHOWER ENCLOSURE**

D588,249 S * 3/2009 Patterson et al. D23/305
7,624,542 B2 * 12/2009 Hatrick-Smith 4/574.1

(75) Inventors: **Charles A. Patterson**, Durango, CO
(US); **Victor Hoernig**, Lowell, IN (US)

* cited by examiner

(73) Assignee: **Masco Bath Corporation**, Moorestown,
NJ (US)

Primary Examiner—Robert A Delehanty
(74) *Attorney, Agent, or Firm*—Nirav D. Parikh; Edgar A.
Zarins

(**) Term: **14 Years**

(57) **CLAIM**

(21) Appl. No.: **29/337,869**

The ornamental design for a shower enclosure, as shown and
described.

(22) Filed: **Jun. 1, 2009**

(51) **LOC (9) Cl.** **23-02**

(52) **U.S. Cl.** **D23/283**

(58) **Field of Classification Search** D23/275–277,
D23/280.1–280.2, 283, 304–306, 273, 303;
4/548, 552, 555, 576.1, 577.1, 578.1, 596,
4/614, 663, 538

See application file for complete search history.

DESCRIPTION

This application is related to U.S. application Ser. No. 29/281,
018, filed Jun. 13, 2007.

FIG. 1 is a perspective view of a shower enclosure showing
our design;

FIG. 2 is a front elevational view thereof;

FIG. 3 is a top plan view thereof;

FIG. 4 is a left side elevational view thereof; and,

FIG. 5 is a right side elevational view thereof.

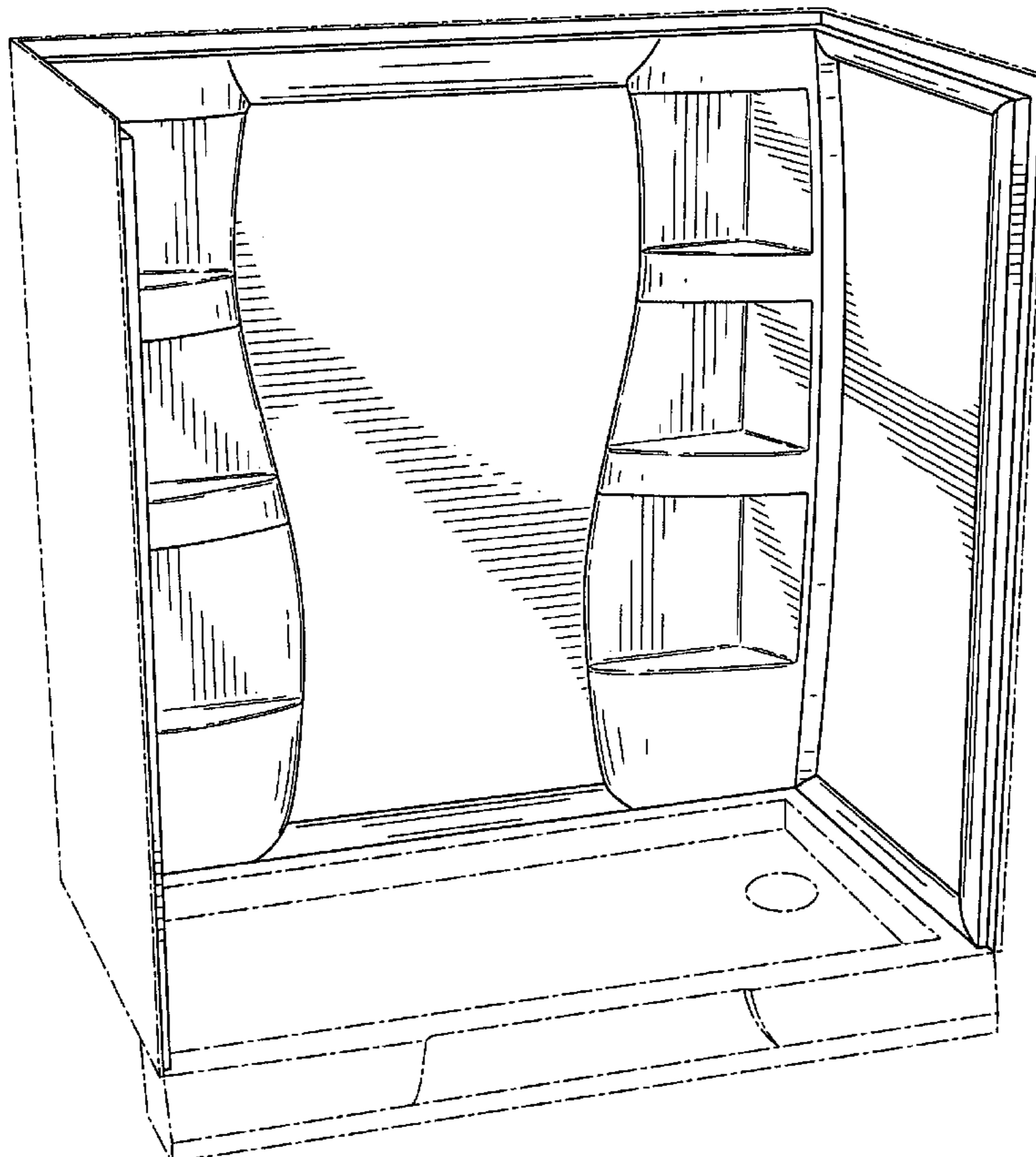
The broken lines in the drawings represent unclaimed por-
tions of the shower enclosure and form no part thereof.

(56) **References Cited**

U.S. PATENT DOCUMENTS

D495,789 S	9/2004	Helmetsie et al.
6,938,868 B2	9/2005	Pence
D570,967 S	6/2008	Hood
D572,805 S	7/2008	Daikubara et al.
D578,186 S	10/2008	Biagi et al.

1 Claim, 5 Drawing Sheets






FIG. 1




FIG. 2




FIG. 3




FIG. 4

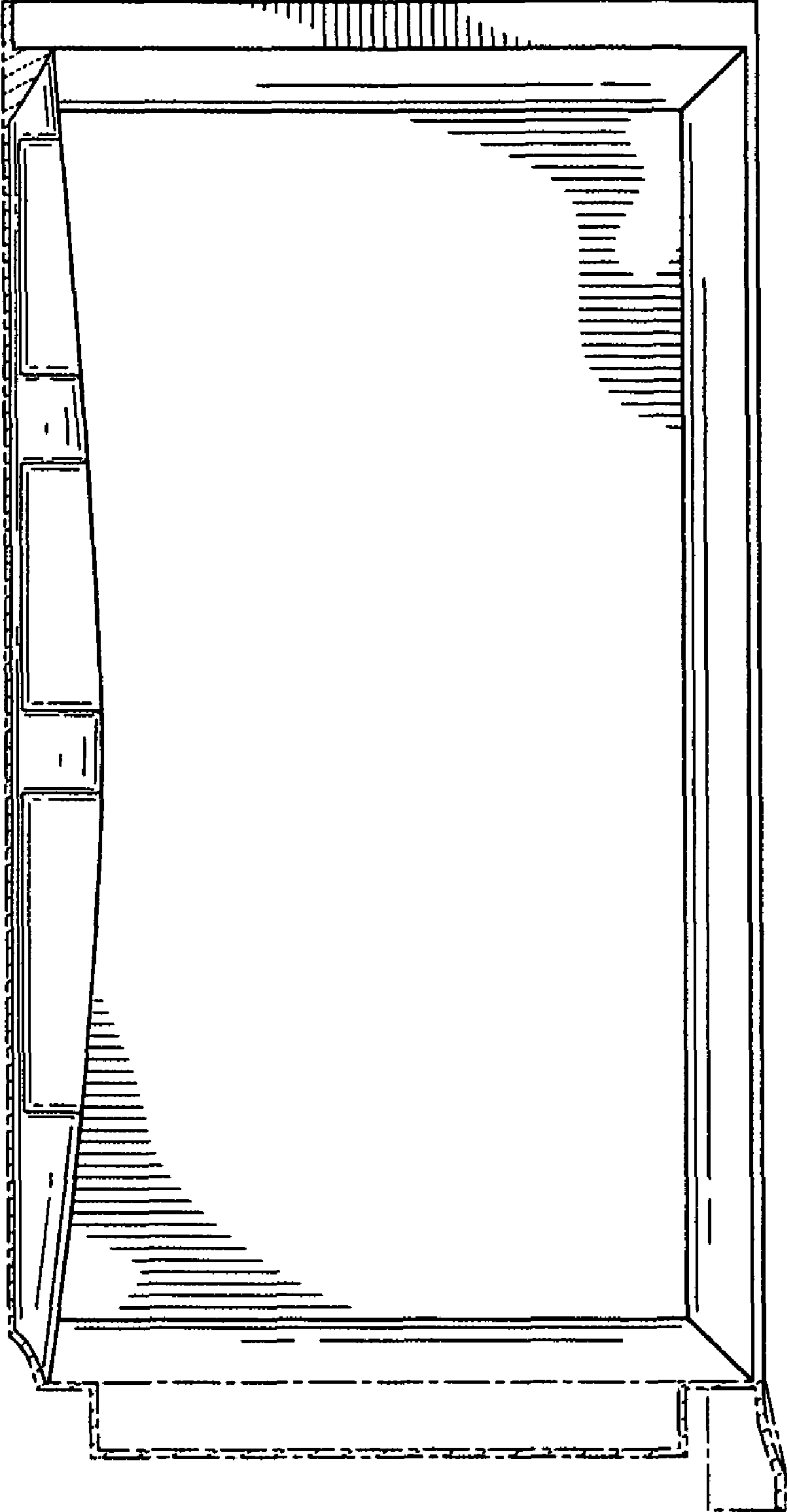


FIG. 5