

US00D616074S

(12) **United States Design Patent**
Patterson et al.

(10) **Patent No.:** **US D616,074 S**
(45) **Date of Patent:** **** May 18, 2010**

(54) **TUB ENCLOSURE**

(75) Inventors: **Charles A. Patterson**, Durango, CO (US); **Victor Hoernig**, Lowell, IN (US)

(73) Assignee: **Masco Bath Corporation**, Moorestown, NJ (US)

(**) Term: **14 Years**

(21) Appl. No.: **29/337,867**

(22) Filed: **Jun. 1, 2009**

(51) **LOC (9) Cl.** **23-02**

(52) **U.S. Cl.** **D23/283**

(58) **Field of Classification Search** D23/275-277, D23/280.1-280.2, 283, 304-306, 273, 303; 4/548, 552, 555, 576.1, 577.1, 578.1, 596, 4/614, 663, 538

See application file for complete search history.

(56) **References Cited**

U.S. PATENT DOCUMENTS

D495,789 S 9/2004 Helmsie et al.
6,938,868 B2 9/2005 Pence
D570,967 S 6/2008 Hood

D572,805 S 7/2008 Daikubara et al.
D578,186 S 10/2008 Biagi et al.
D596,279 S * 7/2009 Patterson et al. D23/305
7,624,542 B2 * 12/2009 Hatrick-Smith 4/605

* cited by examiner

Primary Examiner—Robert A Delehanty

(74) *Attorney, Agent, or Firm*—Nirav D. Parikh; Edgar A. Zarins

(57) **CLAIM**

The ornamental design for a tub enclosure, as shown and described.

DESCRIPTION

FIG. 1 is a perspective view of a tub enclosure showing our design;

FIG. 2 is a front elevational view thereof;


FIG. 3 is a top plan view thereof;

FIG. 4 is a left side elevational view thereof; and,

FIG. 5 is a right side elevational view thereof.

The broken lines in the drawings represent unclaimed portions of the tub enclosure and form no part thereof.

1 Claim, 5 Drawing Sheets






FIG. 1




FIG. 2




FIG. 3




FIG. 4

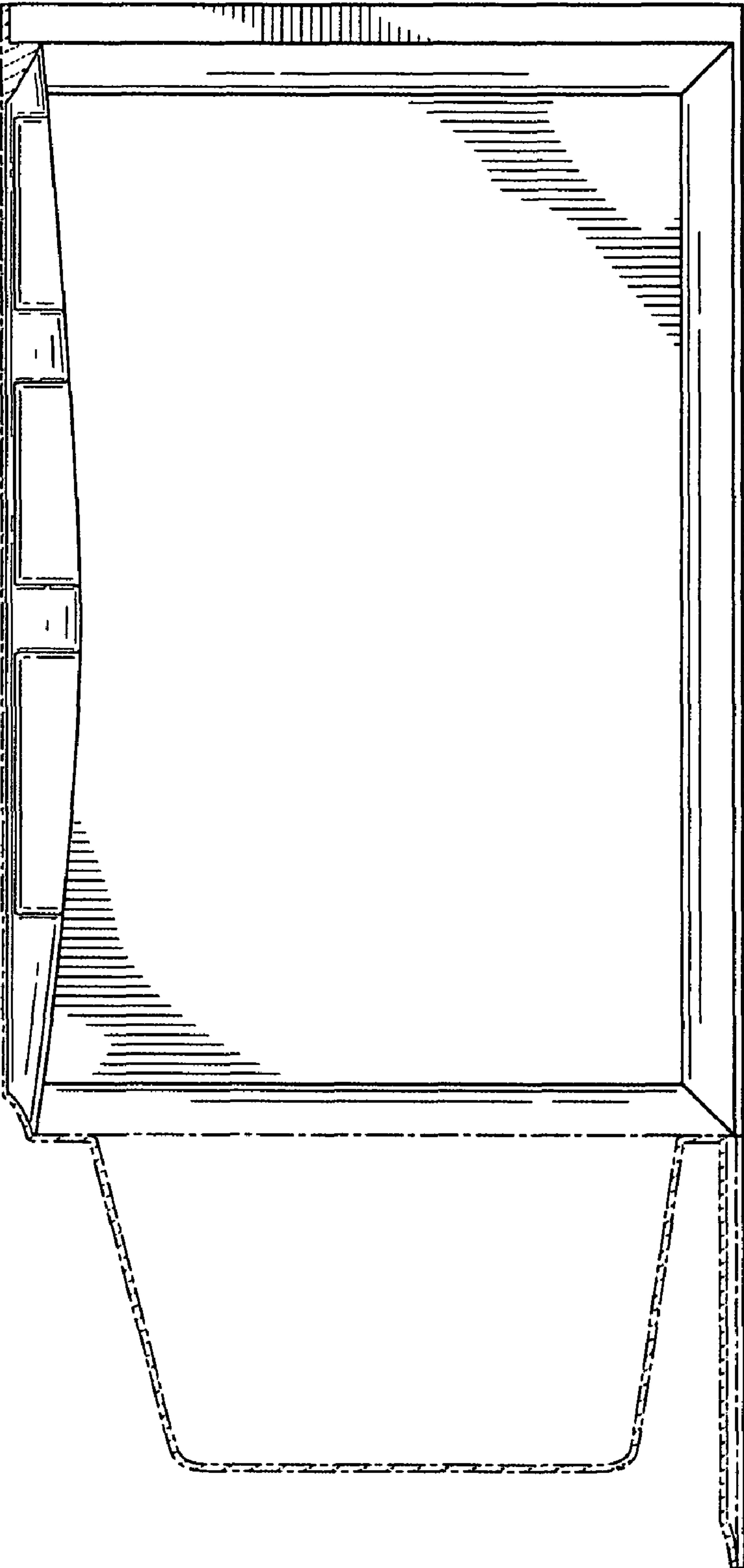


FIG. 5