



US00D616056S

(12) **United States Design Patent**
Bentley

(10) **Patent No.:** **US D616,056 S**

(45) **Date of Patent:** **** May 18, 2010**

(54) **RIFLE STOCK**

(75) Inventor: **James K. Bentley**, Boise, ID (US)

(73) Assignee: **Blackhawk Industries Product Group Unlimited LLC**, Norfolk, VA (US)

(**) Term: **14 Years**

(21) Appl. No.: **29/327,251**

(22) Filed: **Nov. 3, 2008**

(51) **LOC (9) Cl.** **22-01**

(52) **U.S. Cl.** **D22/108**

(58) **Field of Classification Search** D22/100,
D22/108, 109, 110, 199; 42/11, 113, 116,
42/119, 124, 125, 127, 90, 145, 128, 72,
42/106, 114, 85, 75.02, 71.01; 248/205.1,
248/201; D21/572, 573; 362/160; 124/66,
124/67, 74

See application file for complete search history.

(56) **References Cited**

U.S. PATENT DOCUMENTS

D297,855 S *	9/1988	Ruger et al.	D22/108
D304,223 S *	10/1989	Ruger et al.	D22/108
D324,557 S *	3/1992	Livingston	D22/103
D375,777 S *	11/1996	Whittlesey	D22/108
D443,912 S *	6/2001	Henderson	D22/108
6,598,330 B2 *	7/2003	Garrett et al.	42/85
D551,312 S *	9/2007	Al-Mulla	D22/103

D556,851 S *	12/2007	Tom	D22/108
D574,054 S *	7/2008	Early, IV	D22/108
D589,578 S *	3/2009	Choma	D22/107
D590,907 S *	4/2009	Barnett	D22/107

* cited by examiner

Primary Examiner—T. Chase Nelson

Assistant Examiner—Michael A Pratt

(74) *Attorney, Agent, or Firm*—Bowman Green Hampton & Kelly, PLLC

(57) **CLAIM**

The ornamental design for a rifle stock, as shown and described.

DESCRIPTION

FIG. 1 is a perspective view of the rifle stock of the present invention;

FIG. 2 is a left side view of the rifle stock of FIG. 1;

FIG. 3 is a right side view of the rifle stock of FIG. 1;

FIG. 4 is a bottom view of the rifle stock of FIG. 1;

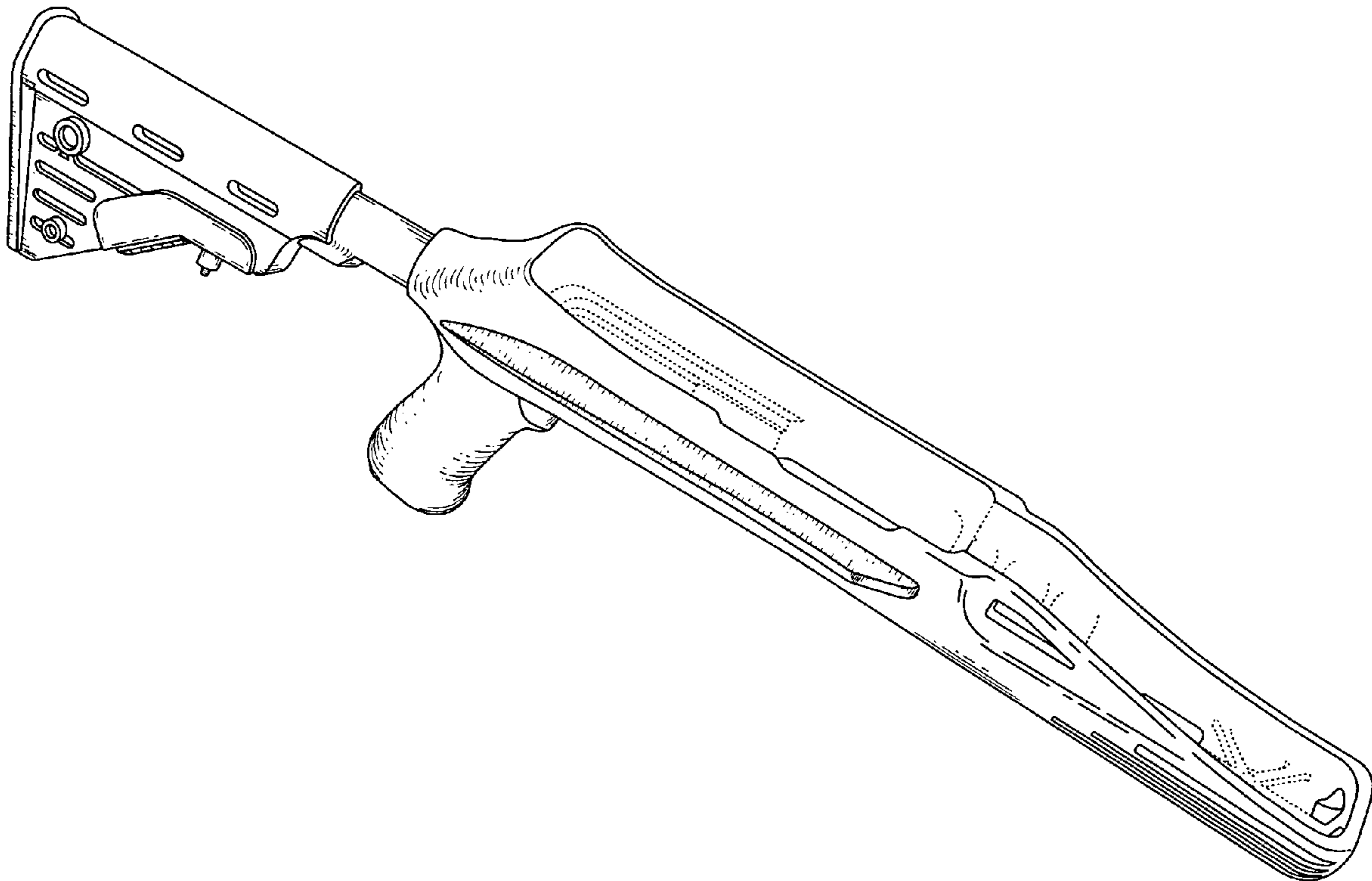
FIG. 5 is a top view of the rifle stock of FIG. 1;

FIG. 6 is a front view of the rifle stock of FIG. 1; and,

FIG. 7 is a back view of the rifle stock of FIG. 1.

The broken line showing of portions of the interior of the rifle stock is included for the purpose of illustrating environment and forms no part of the claimed design.

1 Claim, 4 Drawing Sheets



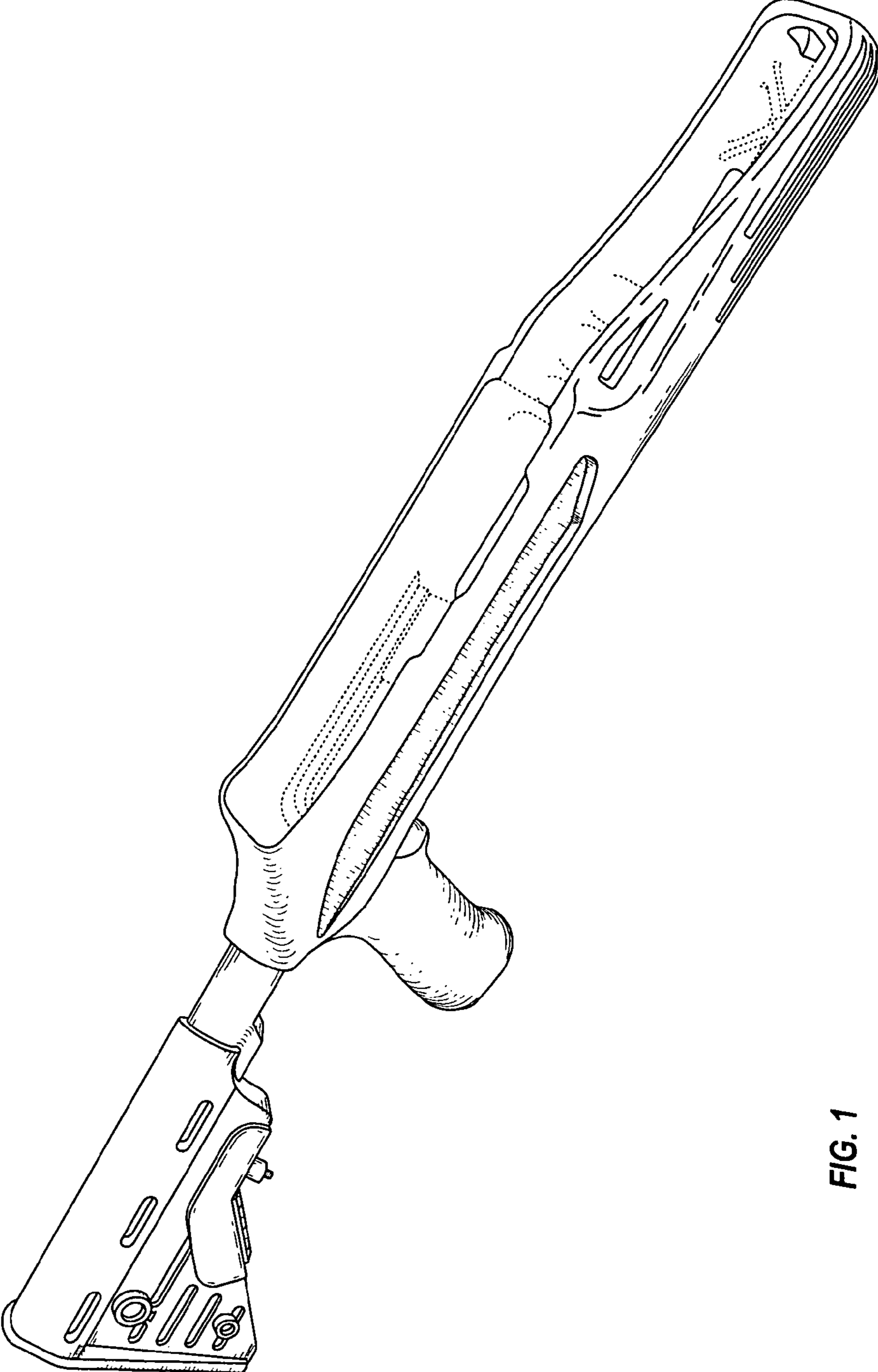


FIG. 1

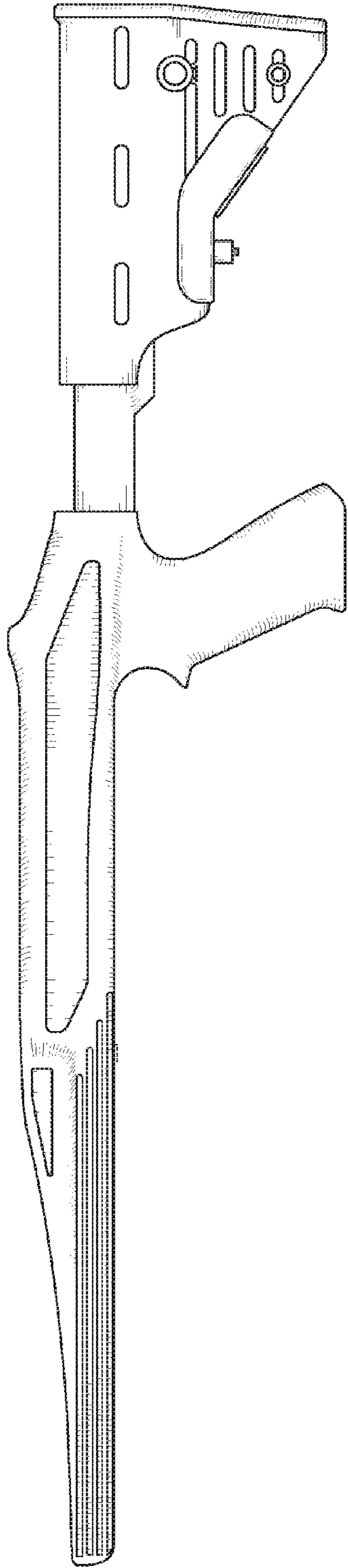


FIG. 2

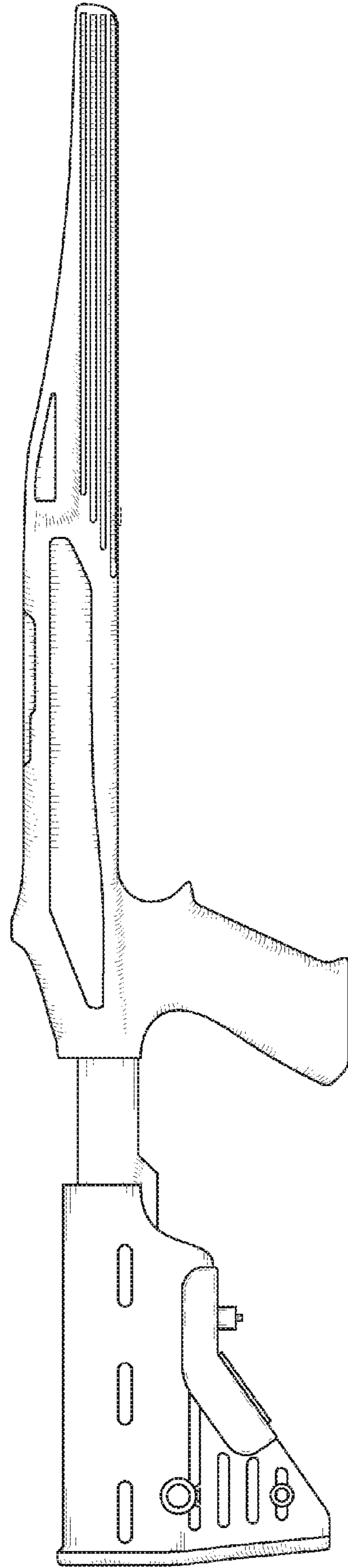


FIG. 3

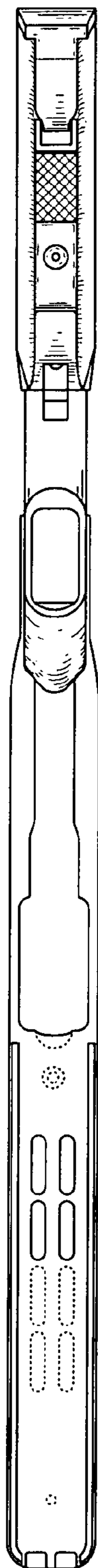


FIG. 4

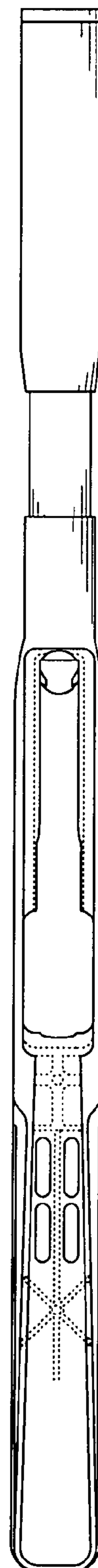


FIG. 5

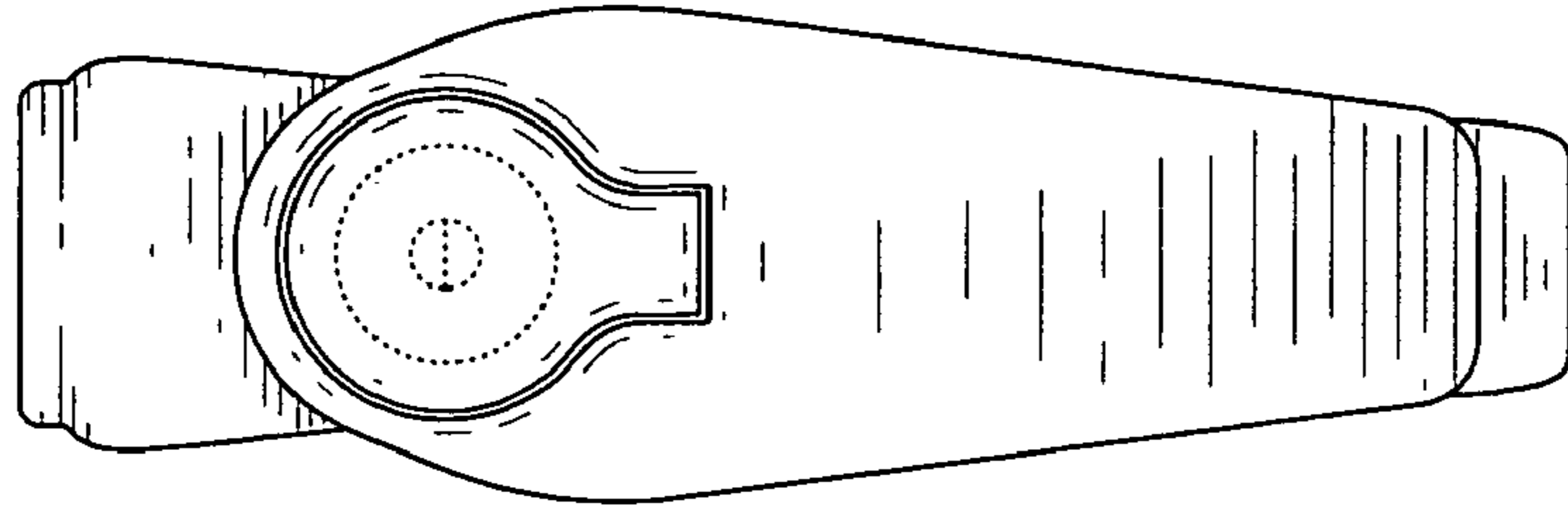


FIG. 7

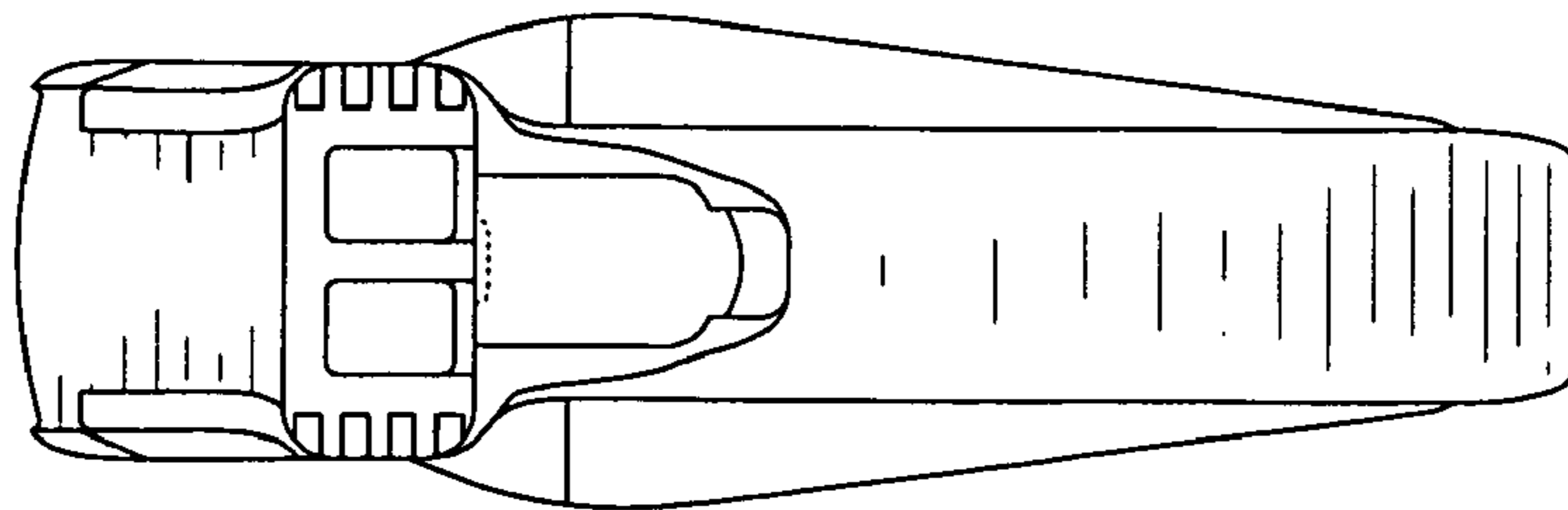


FIG. 6