



US00D616039S

(12) **United States Design Patent**
Bruzzese et al.

(10) **Patent No.:** **US D616,039 S**

(45) **Date of Patent:** **** May 18, 2010**

(54) **GAMING MACHINE**

D489,417 S * 5/2004 Munoz et al. D21/370
D564,600 S * 3/2008 Greenberg et al. D21/370
D564,601 S * 3/2008 Strahinic et al. D21/370

(75) Inventors: **Vincent Carmelo Bruzzese**, Oatlands (AU); **Scott Paul Shelley**, Heathcote (AU); **Philip Clive Crouch**, Vaucluse (AU)

* cited by examiner

Primary Examiner—Sandra Morris

(73) Assignee: **Ainsworth Game Technology Limited**, New South Wales (AU)

(74) *Attorney, Agent, or Firm*—Abelman, Frayne & Schwab

(**) Term: **14 Years**

(57) **CLAIM**

(21) Appl. No.: **29/315,307**

The ornamental design for a gaming machine, as shown and described.

(22) Filed: **Jun. 12, 2009**

DESCRIPTION

(51) **LOC (9) Cl.** **21-03**

FIG. 1 is a front right side perspective view of the gaming machine showing our new design;

(52) **U.S. Cl.** **D21/370**

FIG. 2 is a front elevation view thereof;

(58) **Field of Classification Search** D21/329,
D21/333, 369–370; 273/138.1; 463/20,
463/46–47

FIG. 3 is a right side elevation view thereof, the left side being a mirror image; and,

See application file for complete search history.

FIG. 4 is a top plan view thereof.


(56) **References Cited**

The features shown in broken lines form no part of the claimed design.

U.S. PATENT DOCUMENTS

D380,014 S * 6/1997 Yang D21/370

1 Claim, 4 Drawing Sheets






FIG. 1

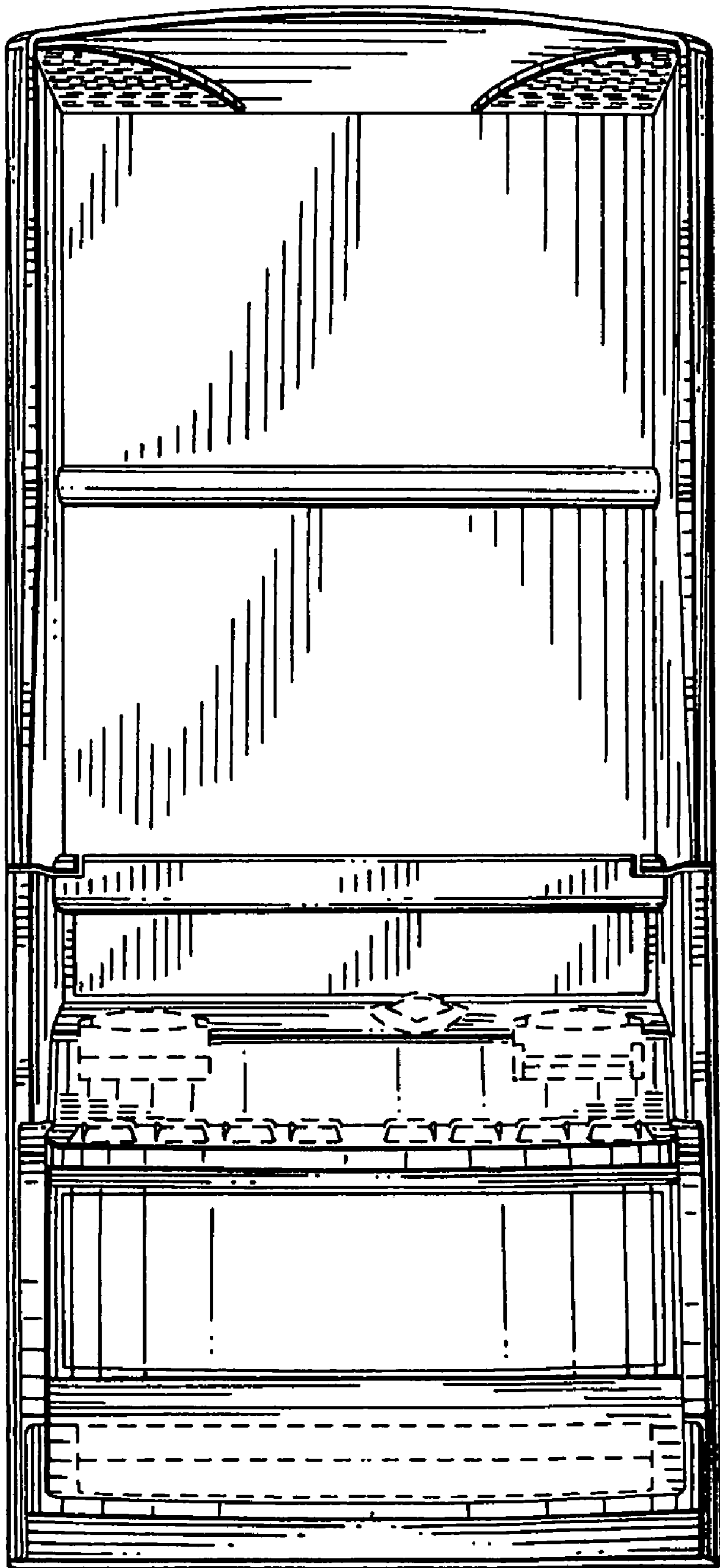


FIG. 2

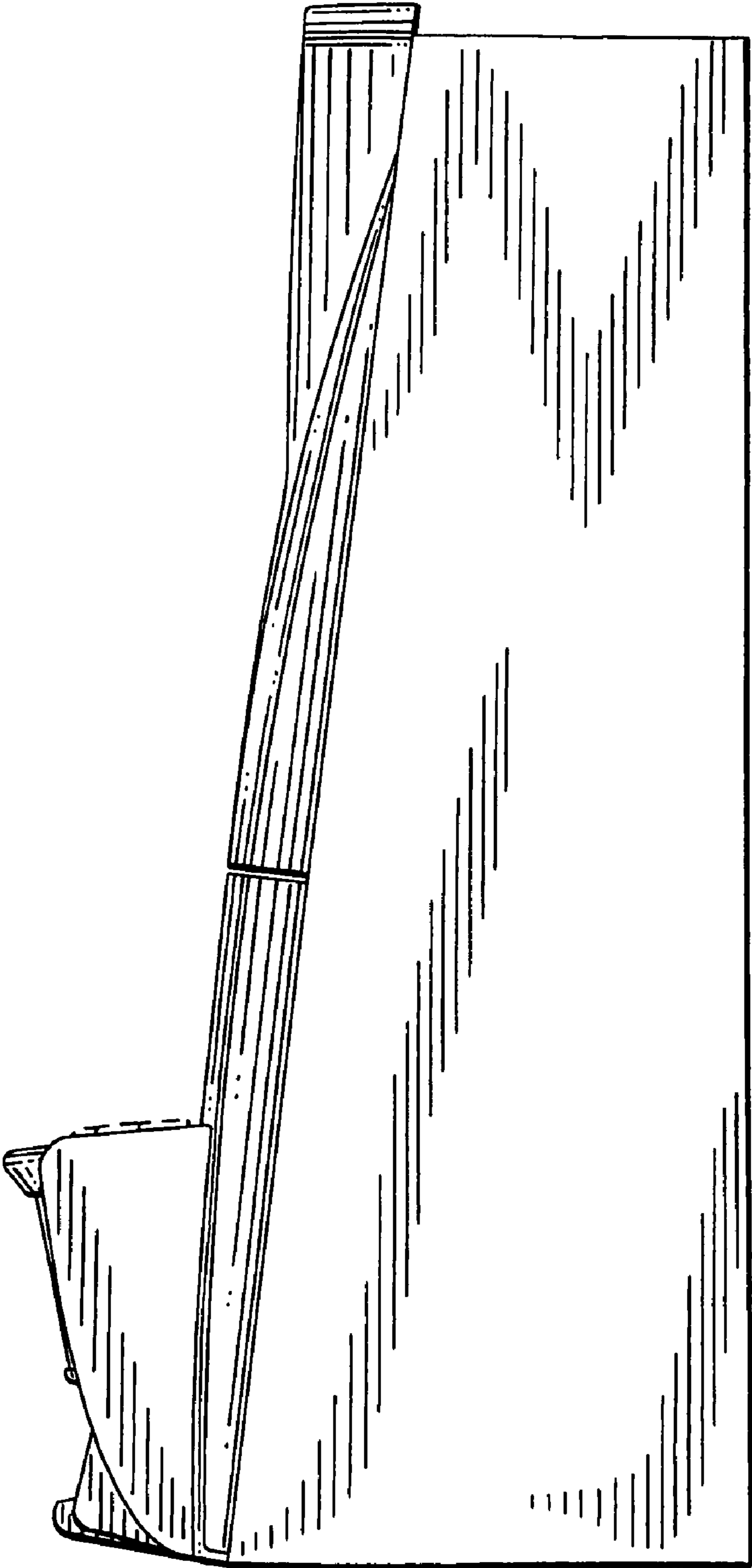


FIG. 3




FIG. 4