

US00D616022S

(12) **United States Design Patent**
Kudimi

(10) **Patent No.:** **US D616,022 S**
(45) **Date of Patent:** **** May 18, 2010**

(54) **PROFESSIONAL PILOT MASTER LOG**

(76) Inventor: **Eric Kudimi**, 4201 N. Main St., Suite 262, Fort Worth, TX (US) 76106-2749

(**) Term: **14 Years**

(21) Appl. No.: **29/315,204**

(22) Filed: **Jun. 8, 2009**

Related U.S. Application Data

(63) Continuation of application No. 11/524,986, filed on Sep. 21, 2006, now abandoned.

(51) **LOC (9) Cl.** **19-06**

(52) **U.S. Cl.** **D19/26; D19/52**

(58) **Field of Classification Search** D19/33,
D19/63, 26, 20, 2, 1; 434/78, 430, 157; 283/66.1,
283/2; 281/5, 15.1; 40/109
See application file for complete search history.

(56) **References Cited**

U.S. PATENT DOCUMENTS

1,567,981	A *	12/1925	Page et al.	283/66.1
2,046,403	A *	7/1936	O'Hair, Sr.	281/15.1
4,225,157	A *	9/1980	Hamacher	462/54
4,448,443	A *	5/1984	Jones	281/5
4,794,711	A *	1/1989	Christensen	40/122
D353,835	S *	12/1994	Harris	D19/26
5,713,739	A *	2/1998	Yu	434/157
5,803,739	A *	9/1998	Hitchcock	434/78
D411,572	S *	6/1999	Lord et al.	D19/33
D411,574	S *	6/1999	Lord et al.	D19/33
D415,523	S *	10/1999	Finch et al.	D19/33
D415,794	S *	10/1999	Carey et al.	D19/33
D416,575	S *	11/1999	Plonski et al.	D19/33

(Continued)

OTHER PUBLICATIONS

The Statard Pilot Master Log, SP-6, by Aviation Supplies & Academics, Inc., 1998. 7005 132nd Place SE, Newcastle, WA 98059-3153.

(Continued)

Primary Examiner—Cathron C Brooks
Assistant Examiner—Austin Murphy

(57) **CLAIM**

The ornamental design for a professional pilot master log, as shown and described.

DESCRIPTION

FIG. 1 is master document locator panel one of the professional pilot master log, shown separately for ease of illustration;

FIG. 2 is the left side of panel two of the professional pilot master log, shown separately for ease of illustration;

FIG. 3 is the right side of panel two of the professional pilot master log, shown separately for ease of illustration;

FIG. 4 is panel three of the professional pilot master log, shown separately for ease of illustration;

FIG. 5 is panel four of the professional pilot master log, shown separately for ease of illustration;


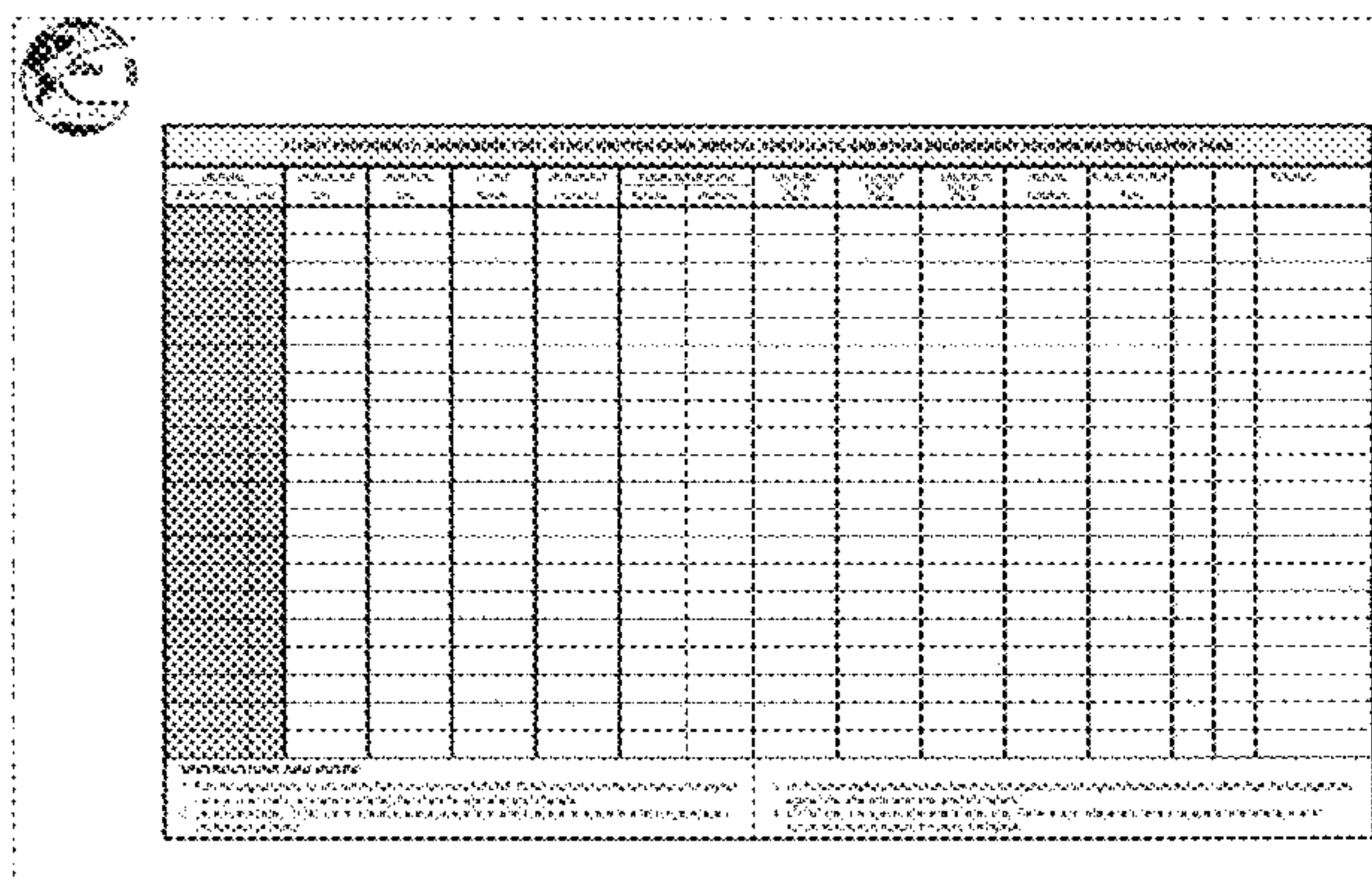
FIG. 6 is the left side of panel five of the professional pilot master log, shown separately for ease of illustration; and,

FIG. 7 is the right side of panel five of the professional pilot master log, shown separately for ease of illustration.

The broken lines in each view represent the bounds of a portion of the professional pilot master log and form no part of the claimed design.

The "Aircraft Cockpit and Globe" logo trademark/service mark forming part of the claimed design are registered trademark/service marks belonging to Dr. Eric Kudimi.

1 Claim, 7 Drawing Sheets



US D616,022 S

Page 2

U.S. PATENT DOCUMENTS

D457,557 S * 5/2002 Peters et al. D19/20
D479,557 S * 9/2003 McCormack D19/20
D479,854 S * 9/2003 McCormack D19/20
D501,221 S * 1/2005 Howes et al. D19/20
6,890,183 B2 * 5/2005 Baker 434/430
D509,244 S * 9/2005 Howes et al. D19/20
D536,037 S * 1/2007 Kudimi D19/63
D567,850 S * 4/2008 Kudimi D19/26

D600,746 S * 9/2009 Kudimi D19/1


OTHER PUBLICATIONS

The Standard Pilot Master Log, by Aviation Suply Corporation,
1984, 5112 blalock Industrial Blvd., S.W. P.O. Box 70735, Atlnta,
Georgia 30320.

The Standard Pilot Logbook, 1967, by AVSCO. P.O. Box 3331,
Tampa, FL 33601.

Pilot Logbook, by Jeppesen, 1999.

* cited by examiner



YEAR 20	AIRCRAFT PARTICULARS			FLIGHT PARTICULARS				FLIGHT OPERATION PARTICULARS		ENGINES		NUMBER			AIRCRAFT CATEGORY		
	AIRCRAFT TYPE & MODEL	AIRCRAFT ID MARK	REG. NO.	FAA ID#	DEP. FROM	ARR. TO	MILES FLOWN	MATERIALS, REPAIRS AND ENCUMBRANCES	TYPE	NO.	LOG	SE.	NO.	NO.			
01																	
02																	
03																	
04																	
05																	
06																	
07																	
08																	
09																	
10																	
11																	
12																	
13																	
14																	
15																	
16																	
17																	
18																	
19																	
20																	
PAGE TOTAL																	
AMT. BROUGHT FORWARD																	
TOTAL TO DATE																	

I CERTIFY THAT THE ENTRIES MADE BY ME ON THIS FORM ARE CORRECT AND TRUE.

PILOT'S SIGNATURE _____

Fig. 2

...AND CLASS	CROSS-COUNTRY	CONDITIONS OF FLIGHT			NO.	FLIGHT	AS FLIGHT INSTRUCTOR	TYPE OF PILOTING TIME			TOTAL DURATION OF FLIGHT	TOTAL TO DATE BY AIRCRAFT MAKE & MODEL
		NSM	ACTUAL HST	SIMULATED HST				TOAL RECEIVED	SECURITY COURAGE	PILOT IN COMMAND		
1												
2												
3												
4												
5												
6												
7												
8												
9												
10												
11												
12												
13												
14												
15												
16												
17												
18												
19												
20												
21												
22												
23												
24												
25												
26												
27												
28												
29												
30												
31												
32												
33												
34												
35												
36												
37												
38												
39												
40												
41												
42												
43												
44												
45												
46												
47												
48												
49												
50												
51												
52												
53												
54												
55												
56												
57												
58												
59												
60												
61												
62												
63												
64												
65												
66												
67												
68												
69												
70												
71												
72												
73												
74												
75												
76												
77												
78												
79												
80												
81												
82												
83												
84												
85												
86												
87												
88												
89												
90												
91												
92												
93												
94												
95												
96												
97												
98												
99												
100												

Fig. 3

