



US00D616004S

(12) **United States Design Patent**
Andersson et al.

(10) **Patent No.:** **US D616,004 S**

(45) **Date of Patent:** **** May 18, 2010**

(54) **BEARING HOUSING**

(75) Inventors: **Henrik E Andersson**, Katrineholm (SE);
Eric Persson, Katrineholm (SE)

(73) Assignee: **Aktiébolaget SKF**, Göteborg (SE)

(**) Term: **14 Years**

(21) Appl. No.: **29/314,266**

(22) Filed: **Mar. 18, 2009**

(30) **Foreign Application Priority Data**

Sep. 18, 2008 (EM) 001005110

(51) **LOC (9) Cl.** **15-09**

(52) **U.S. Cl.** **D15/143**

(58) **Field of Classification Search** D15/7-9,
D15/143; 384/412, 428, 447, 537
See application file for complete search history.

(56) **References Cited**

U.S. PATENT DOCUMENTS

3,873,167	A *	3/1975	Anderson	384/495
D297,942	S *	10/1988	Somarakis	D15/143
D343,179	S *	1/1994	Waskiewicz	D15/143
D376,160	S *	12/1996	Waskiewicz	D15/143
D427,217	S *	6/2000	Ostling	D15/143

D446,230 S * 8/2001 Olsson D15/143
2004/0096134 A1 * 5/2004 Ward 384/624

* cited by examiner

Primary Examiner—Sandra Snapp

Assistant Examiner—Patricia Palasik

(74) *Attorney, Agent, or Firm*—Mark A. Ussai

(57) **CLAIM**

We claim the ornamental design for a bearing housing, as shown and described.

DESCRIPTION

FIG. 1 is a front elevational view of a bearing housing showing our new design, the rear view being a mirror image thereof;

FIG. 2 is a side elevational view thereof, the other side being a mirror image thereof;

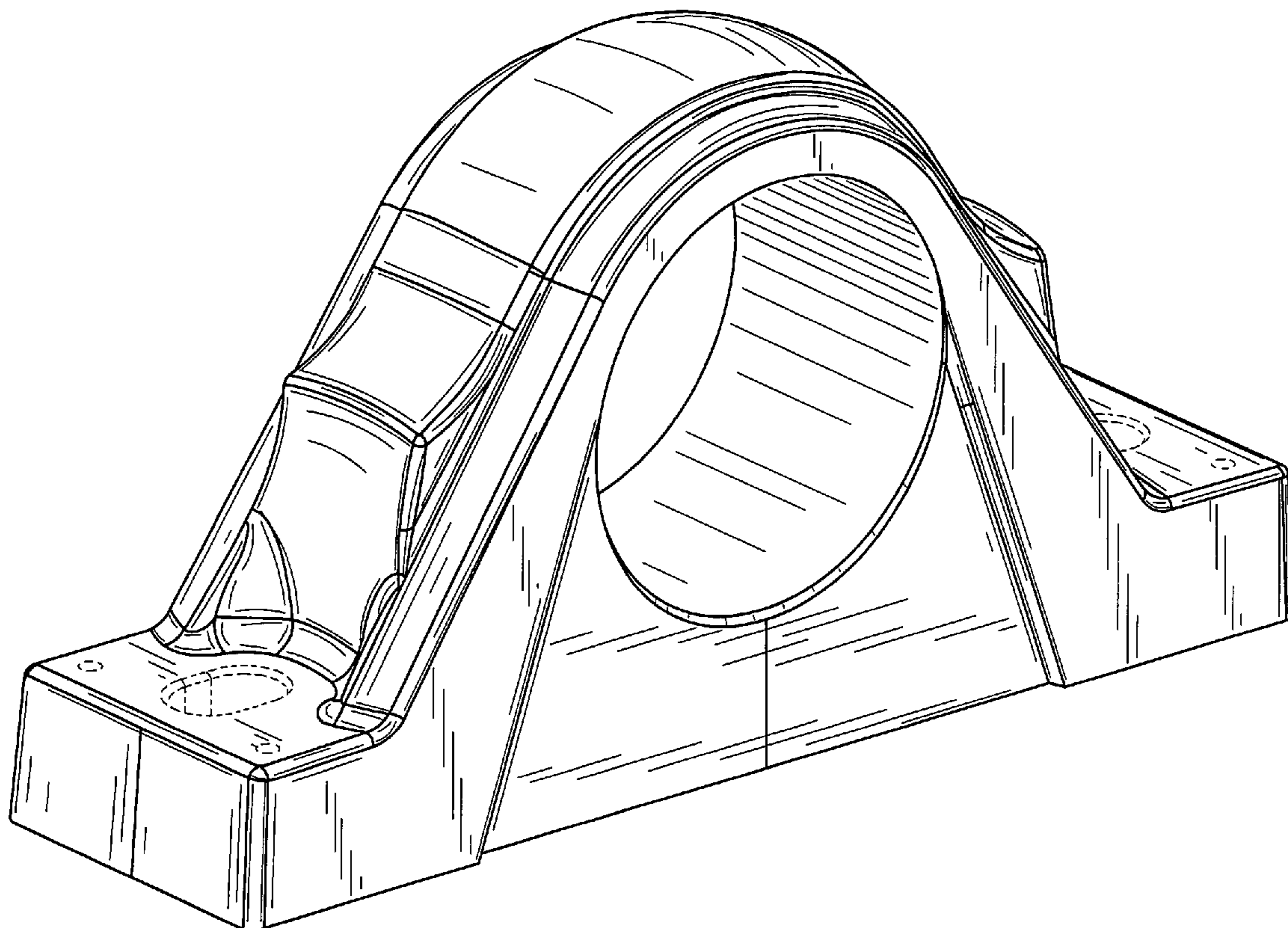
FIG. 3 is a front, side perspective view thereof;

FIG. 4 is a top plan view thereof; and,

FIG. 5 is a bottom plan view thereof.

The structural features depicted by means of broken lines in the drawing figures have been shown for the purpose of illustrating environmental structure only and form no part of the claimed design.

1 Claim, 4 Drawing Sheets



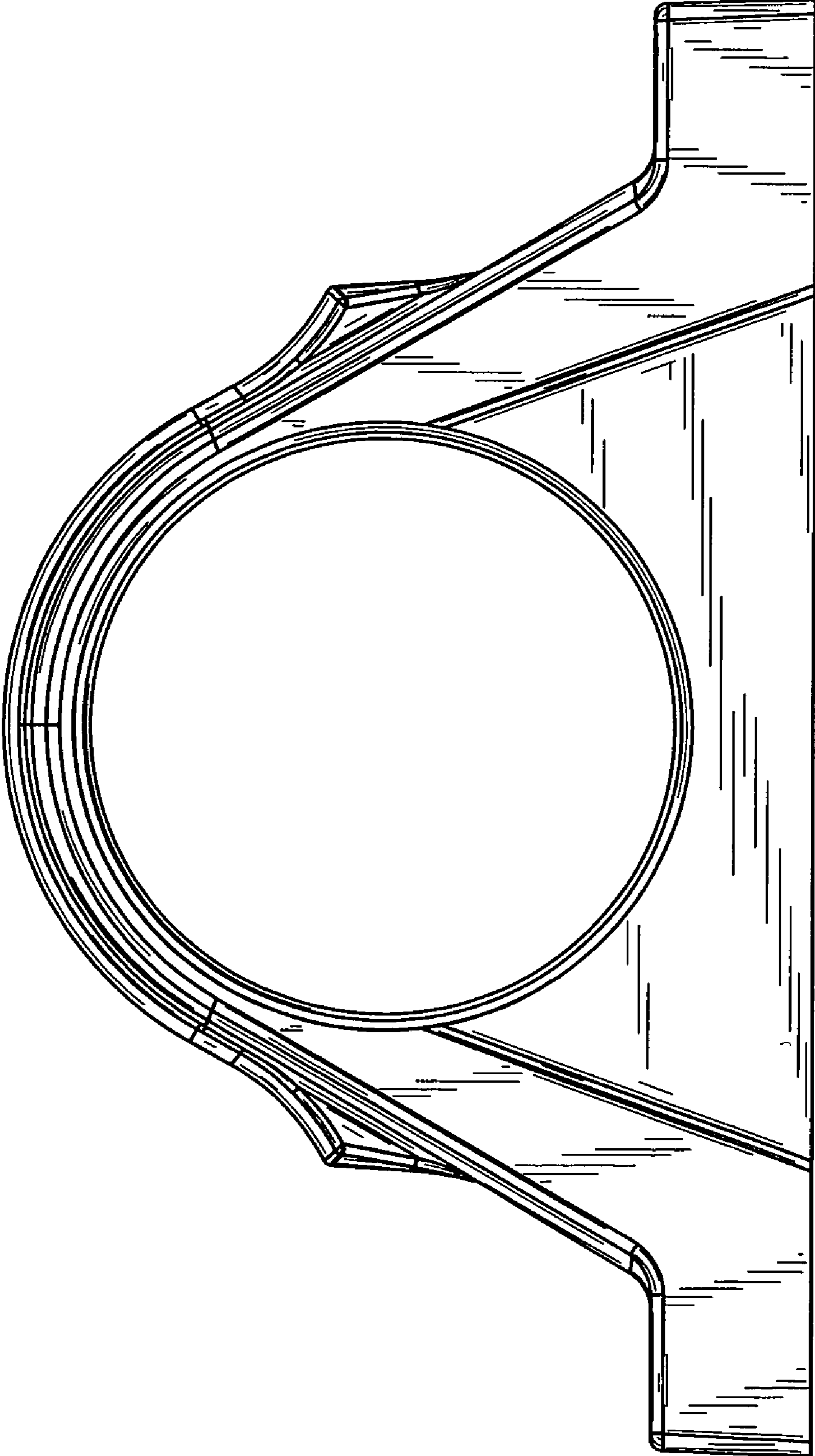


Fig.1




Fig.2

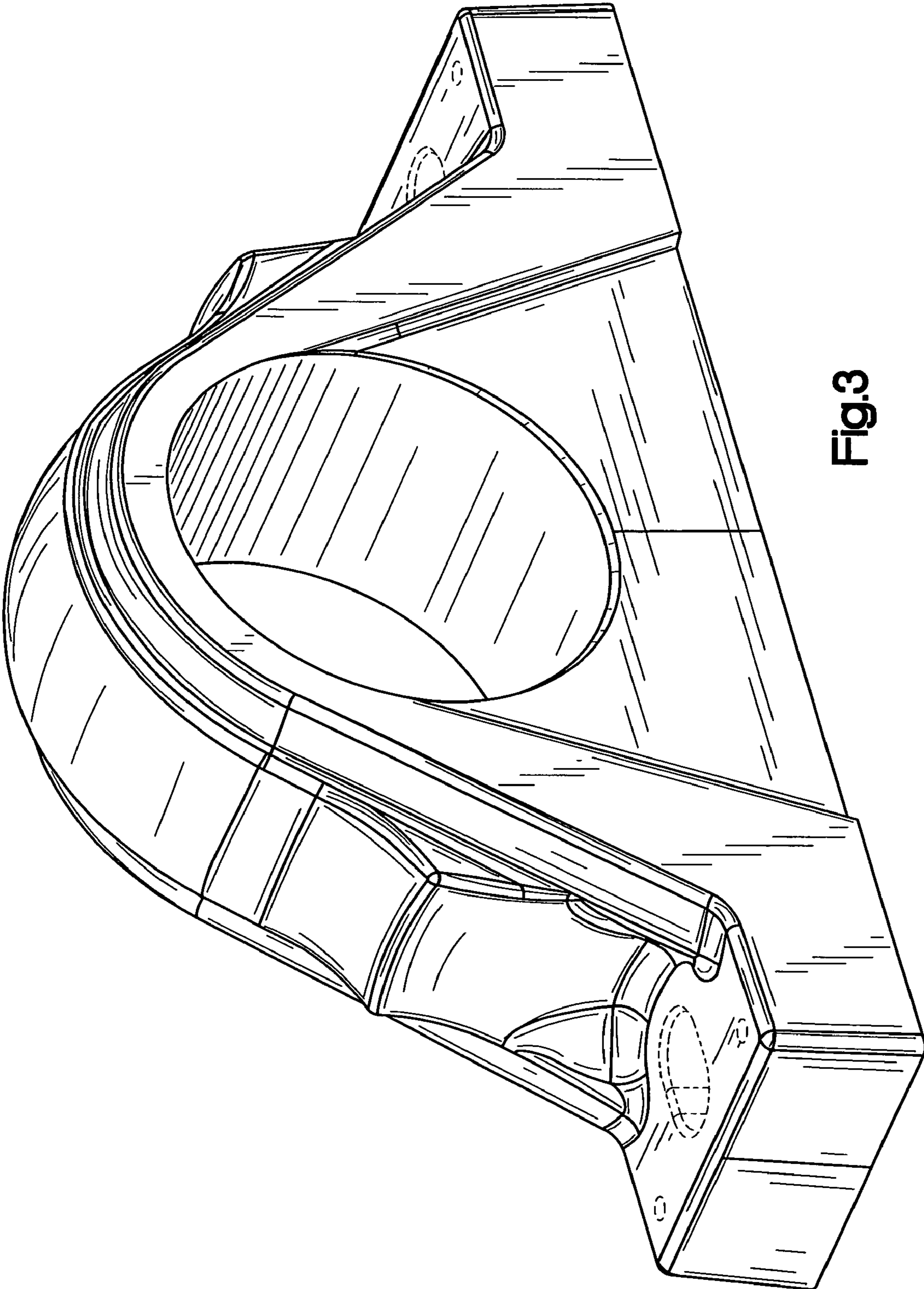


Fig.3

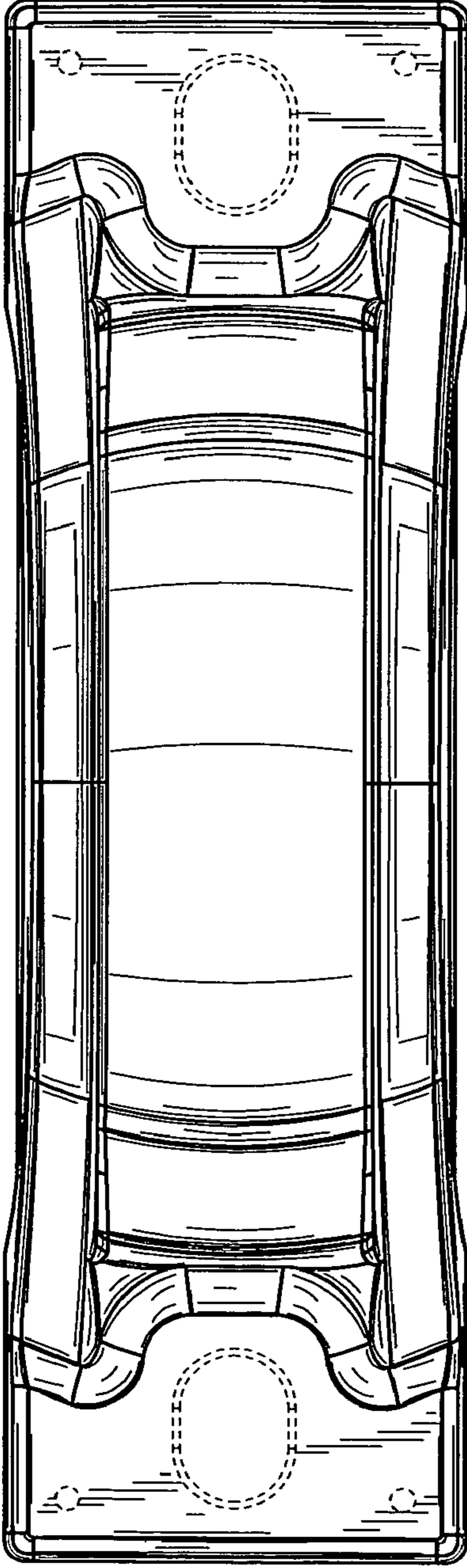


Fig.4




Fig.5