



US00D616002S

(12) **United States Design Patent**
Willibald

(10) **Patent No.:** **US D616,002 S**

(45) **Date of Patent:** **** May 18, 2010**

(54) **CUTTING TOOL**

(75) Inventor: **Artur Willibald**, Herdwangen (DE)

(73) Assignee: **AHWI Maschinenbau GmbH**,
Herdwangen (DE)

(**) Term: **14 Years**

(21) Appl. No.: **29/310,715**

(22) Filed: **Sep. 5, 2008**

(30) **Foreign Application Priority Data**

Mar. 7, 2008 (EM) 000893151

(51) **LOC (9) Cl.** **15-09**

(52) **U.S. Cl.** **D15/139**

(58) **Field of Classification Search** D15/122,
D15/123, 124, 131, 138, 139, 140, 141; 241/73,
241/74, 189.1, 193-197, 294, 300; 407/112-119,
407/300

See application file for complete search history.

(56) **References Cited**

U.S. PATENT DOCUMENTS

5,464,164 A * 11/1995 Doppstadt 241/197

6,503,030 B2 * 1/2003 Kress et al. 408/188

6,971,598 B2 * 12/2005 Schillinger et al. 241/194
D552,638 S * 10/2007 Willibald D15/123
D565,609 S * 4/2008 Willibald D15/139
D567,832 S * 4/2008 Edwards D15/139
D574,400 S * 8/2008 Willibald D15/123
2004/0056129 A1 * 3/2004 Doppstadt 241/194
2004/0177892 A1 * 9/2004 Crittenden et al. 140/123.6
2006/0226270 A1 * 10/2006 Kammerer et al. 241/197
2007/0194161 A1 * 8/2007 Doppstadt et al. 241/294

* cited by examiner

Primary Examiner—Sandra Snapp

Assistant Examiner—Patricia Palasik

(74) *Attorney, Agent, or Firm*—Lambert & Associates; Adam
J. Bruno; Gary E. Lambert

(57) **CLAIM**

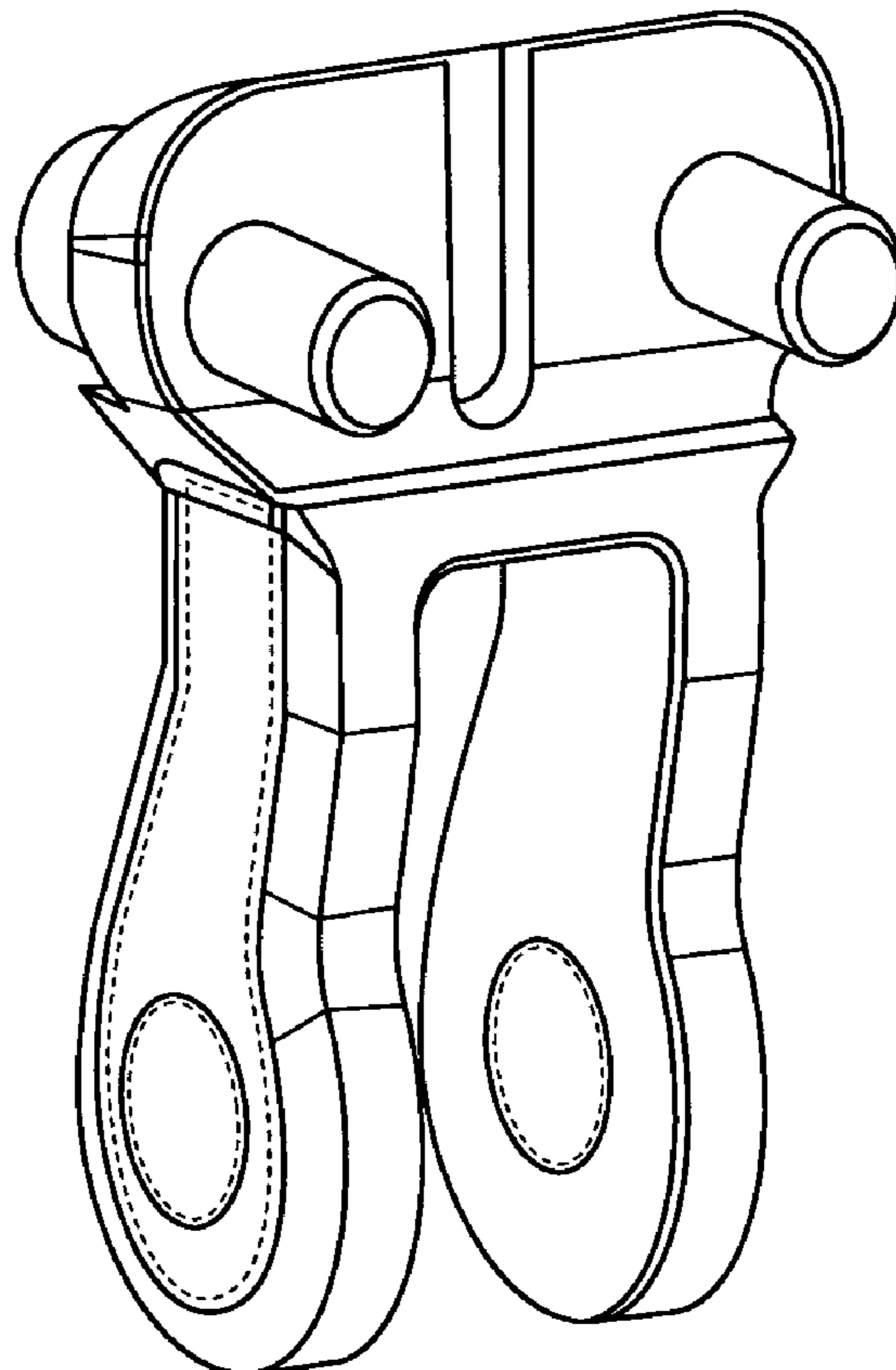
The ornamental design for a cutting tool, as shown and
described.

DESCRIPTION

FIG. 1 is a front view of a new and improved cutting tool;
FIG. 2 is back-side perspective view of the cutting tool; and,
FIG. 3 is a front-side perspective view of the cutting tool.

The area within the broken line boundaries of FIGS. 2 and 3
form no part of the claimed design.

1 Claim, 2 Drawing Sheets



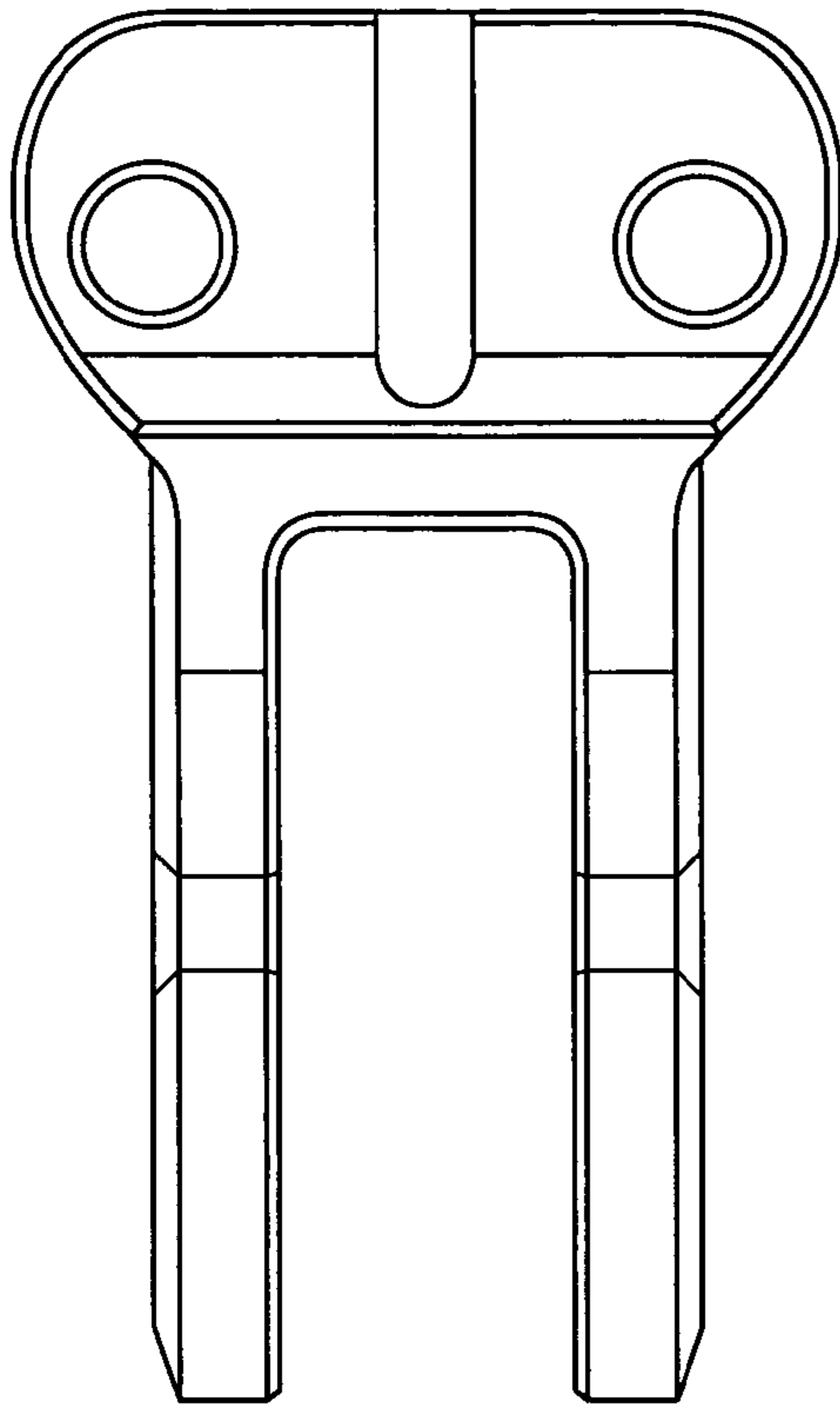


FIG. 1

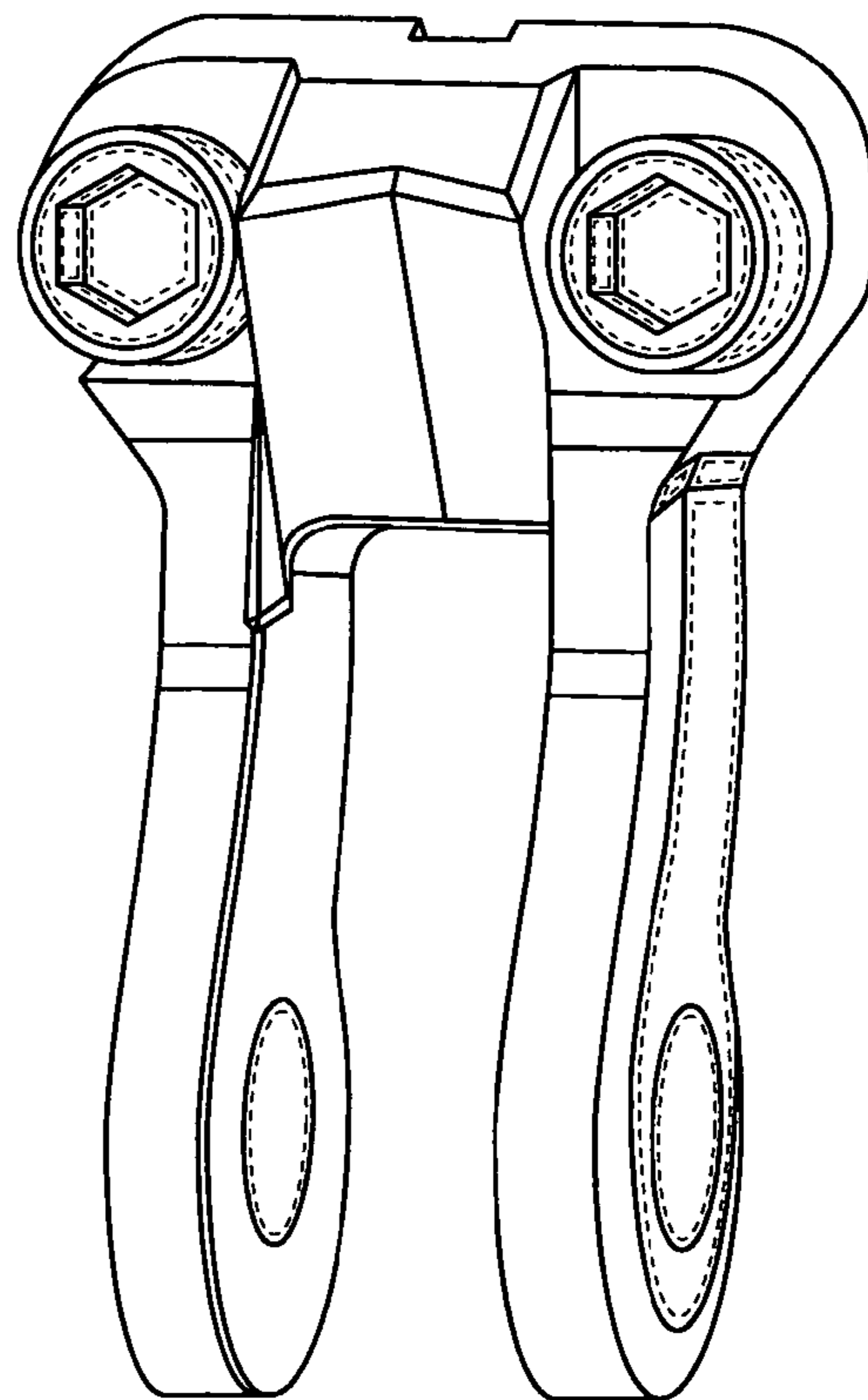


FIG. 2

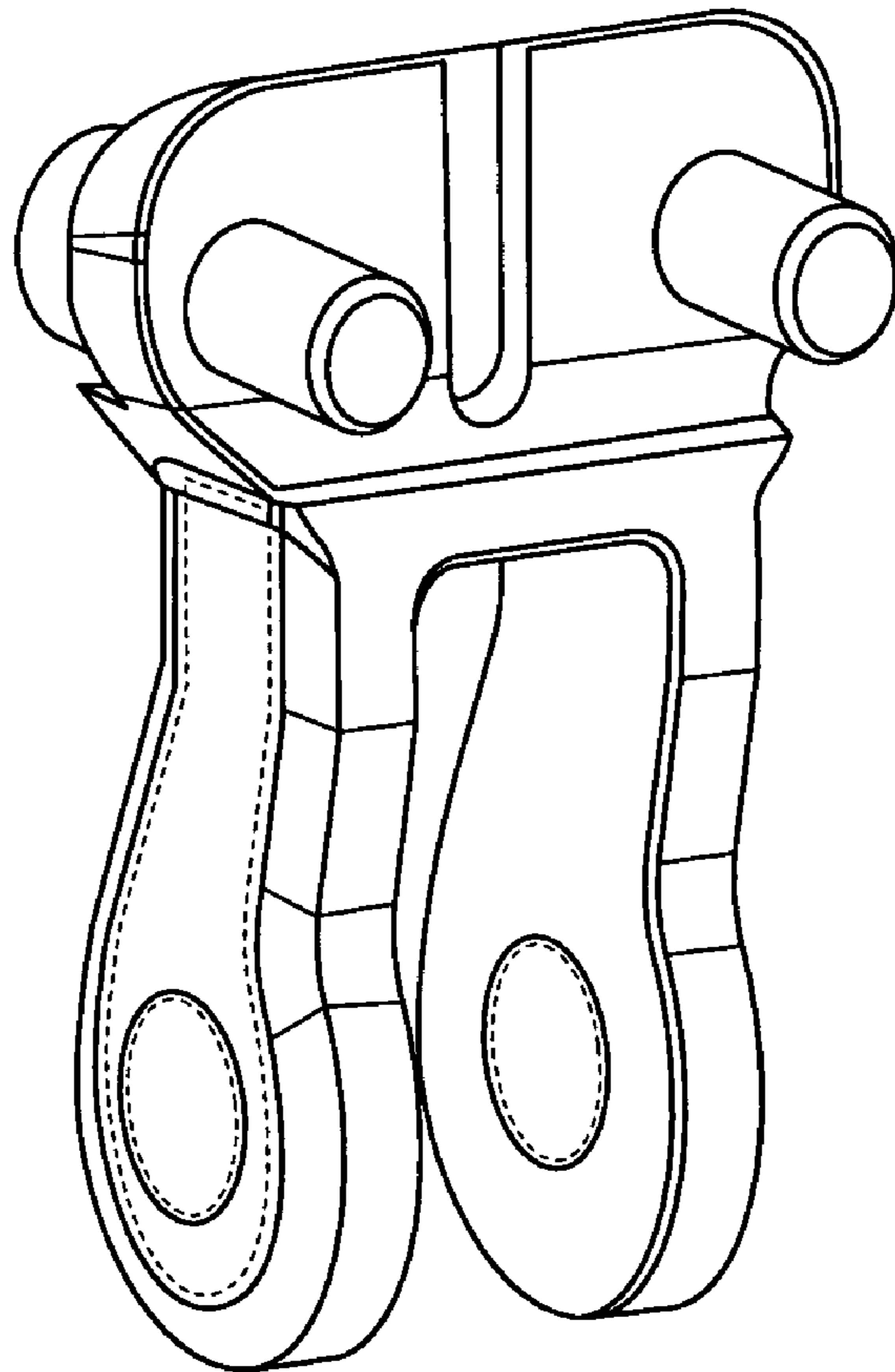


FIG. 3