



US00D615978S

(12) **United States Design Patent**
Sogabe et al.

(10) **Patent No.:** **US D615,978 S**

(45) **Date of Patent:** **** May 18, 2010**

(54) **KEYBOARD**

(75) Inventors: **Takashi Sogabe**, Tokyo (JP); **Yuya Imaeda**, Tokyo (JP)

(73) Assignee: **Sony Computer Entertainment Inc.**, Tokyo (JP)

(**) Term: **14 Years**

(21) Appl. No.: **29/311,255**

(22) Filed: **Jan. 30, 2009**

(30) **Foreign Application Priority Data**

Aug. 19, 2008 (JP) 2008-021209

(51) **LOC (9) Cl.** **14-02**

(52) **U.S. Cl.** **D14/400; D14/455**

(58) **Field of Classification Search** D14/387-401,
D14/356, 346, 432, 454-457, 217, 218; D21/324,
D21/333; D18/7, 12.2; D19/60; 341/22-28;
463/37; 345/168, 169

See application file for complete search history.

(56) **References Cited**

U.S. PATENT DOCUMENTS

D324,048	S	*	2/1992	Tanaka	D14/217
D394,626	S	*	5/1998	Sacco et al.	D12/192
D411,992	S	*	7/1999	Willner et al.	D14/388
D454,350	S	*	3/2002	Jang	D14/400
D457,565	S	*	5/2002	Catlin	D19/60
D480,726	S	*	10/2003	Yokota	D14/396
D483,769	S	*	12/2003	Stewart et al.	D14/455
D484,887	S	*	1/2004	Stewart et al.	D14/455

D487,452	S	*	3/2004	Coon et al.	D14/218
D492,310	S	*	6/2004	Chien	D14/398
D507,272	S	*	7/2005	Lodato et al.	D14/398
7,283,125	B2	*	10/2007	Martinez et al.	345/168
D582,422	S	*	12/2008	Ikeda et al.	D14/454
D588,125	S	*	3/2009	Choi	D14/341
2007/0268262	A1	*	11/2007	Martinez et al.	345/169
2009/0085778	A1	*	4/2009	Ikeda et al.	341/22
2009/0146958	A1	*	6/2009	Ikeda et al.	345/169
2009/0280899	A1	*	11/2009	Cox et al.	463/36

* cited by examiner

Primary Examiner—Cathron C Brooks

Assistant Examiner—Deanna Fluegeman

(74) *Attorney, Agent, or Firm*—Rader, Fishman & Grauer, PLLC

(57) **CLAIM**

The ornamental design for a keyboard, as shown and described.

DESCRIPTION

FIG. 1 is a top, right perspective view of a keyboard showing our new design;

FIG. 2 is a front elevational view thereof;

FIG. 3 is a left side elevational view thereof;

FIG. 4 is a right side elevational view thereof;

FIG. 5 is a bottom plan view thereof; and,

FIG. 6 is a top plan view thereof.

The broken lines illustrate unclaimed portions of the keyboard and form no part of the claimed design.

1 Claim, 6 Drawing Sheets

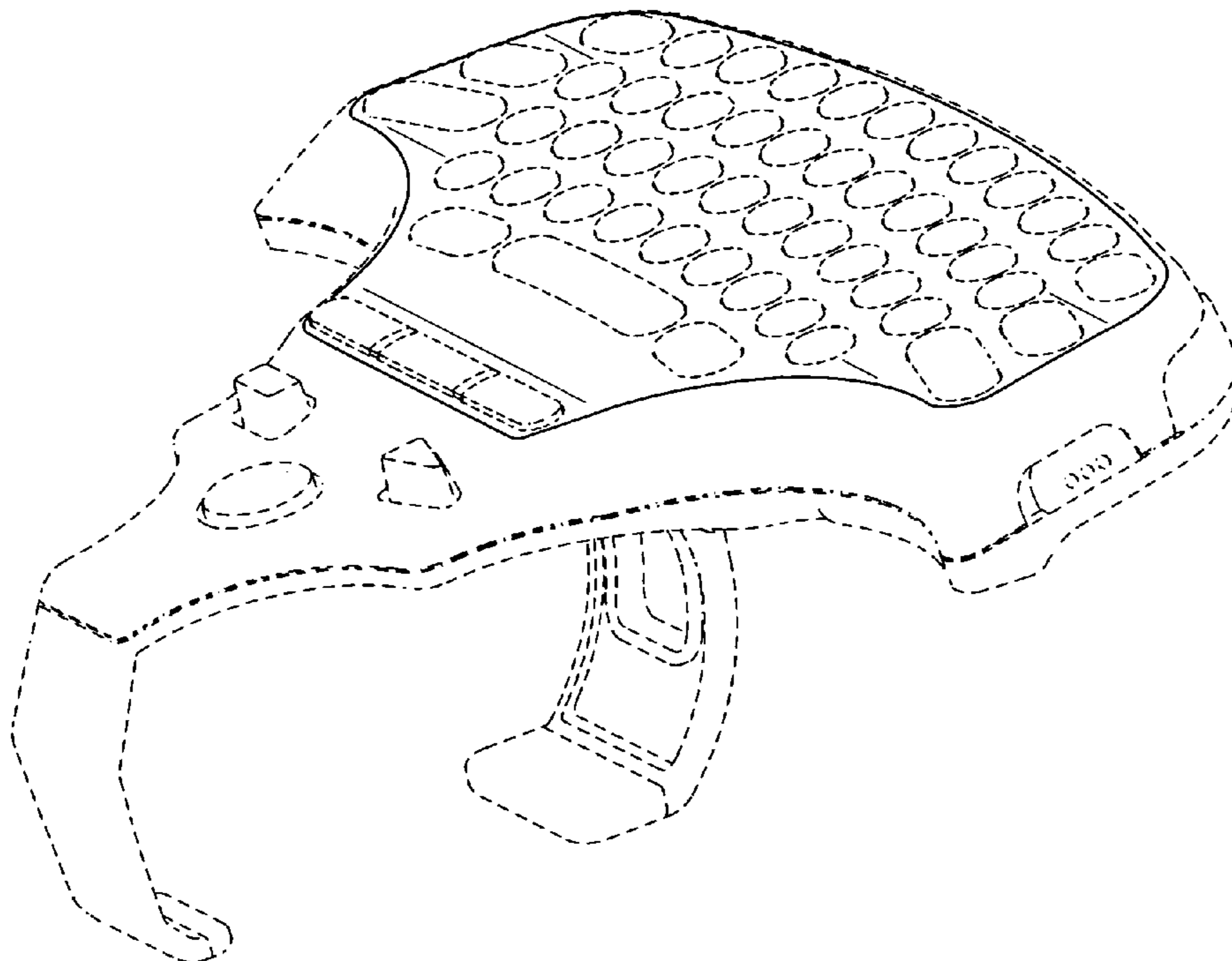
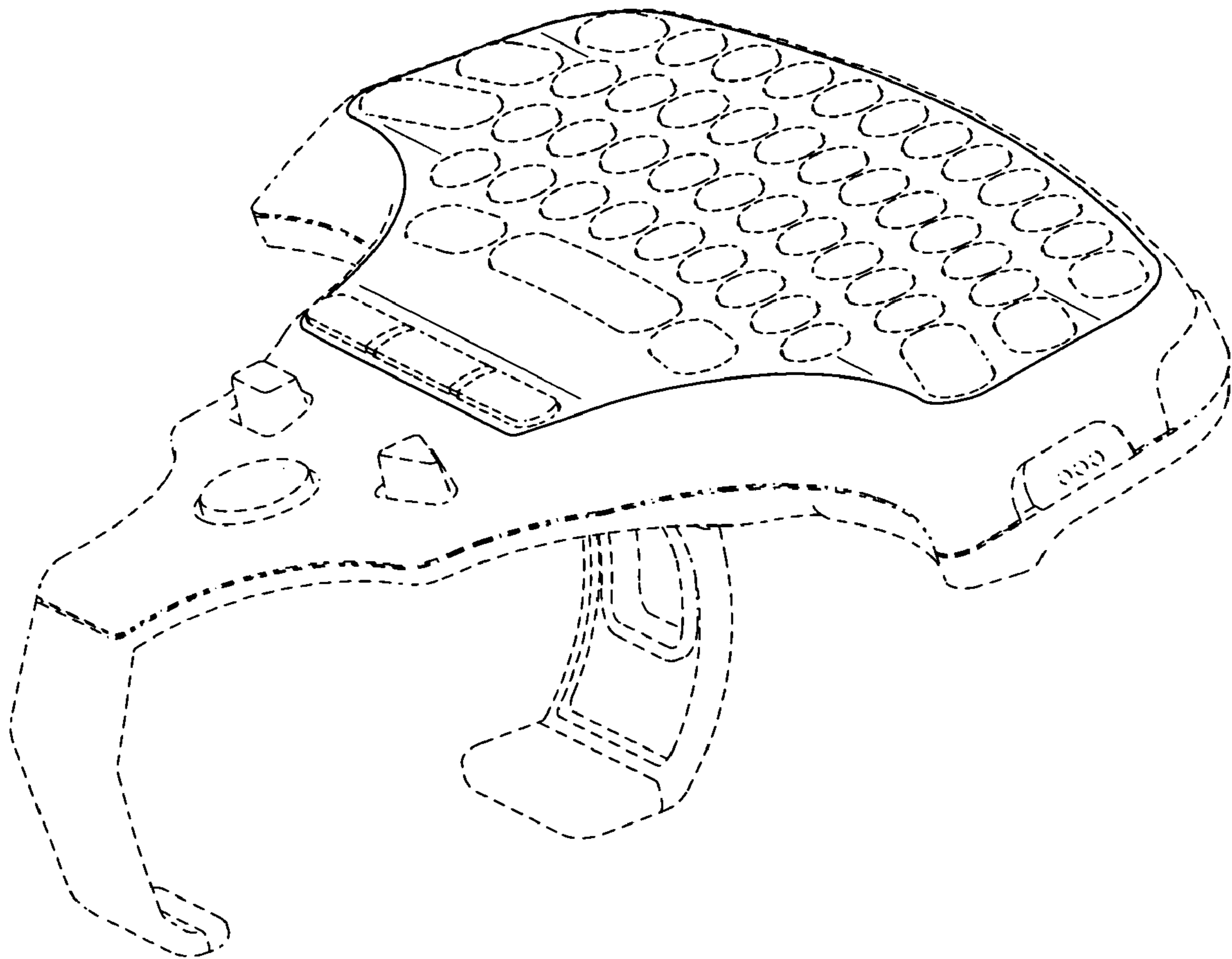


Fig.1



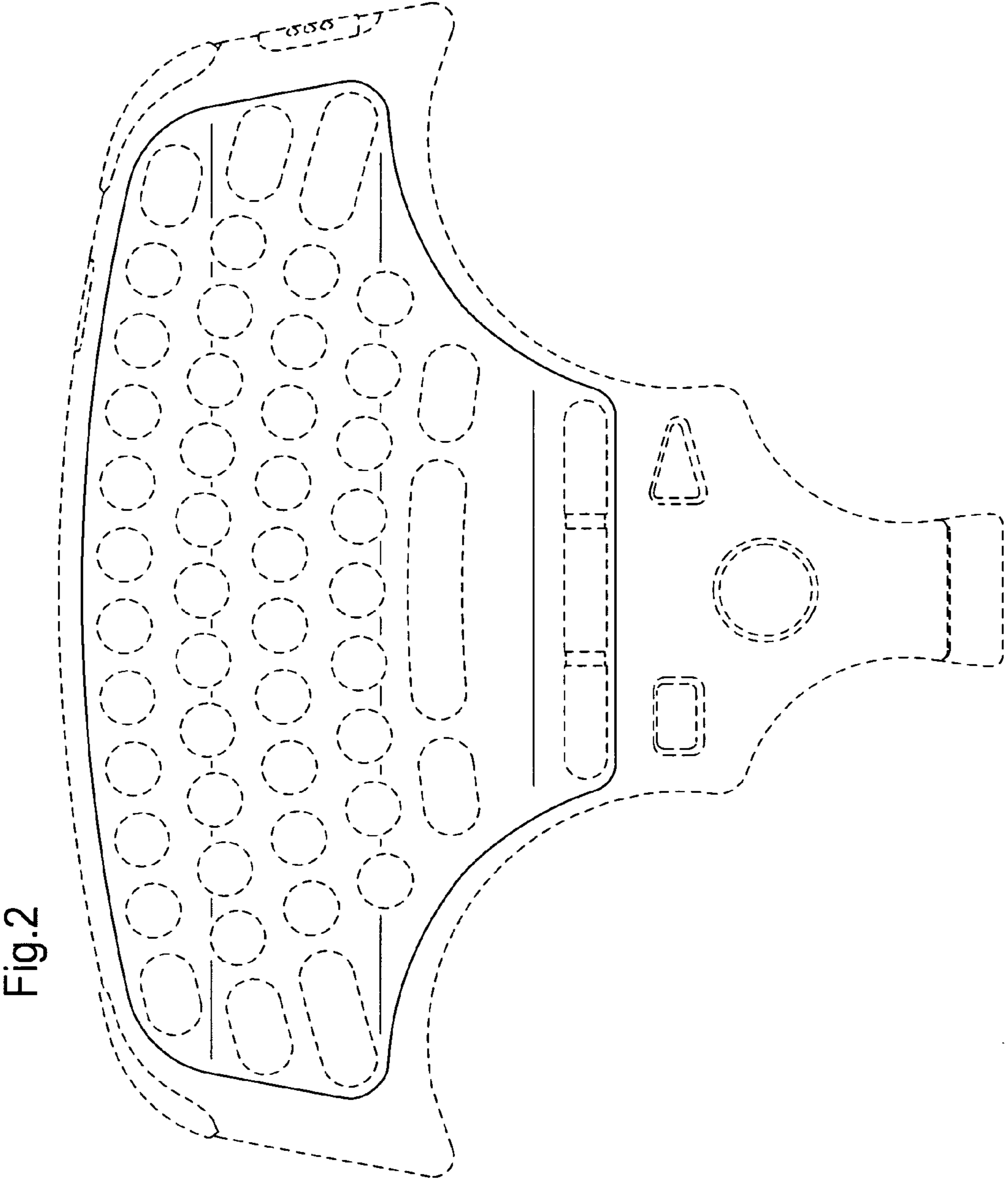


Fig. 2

Fig.3

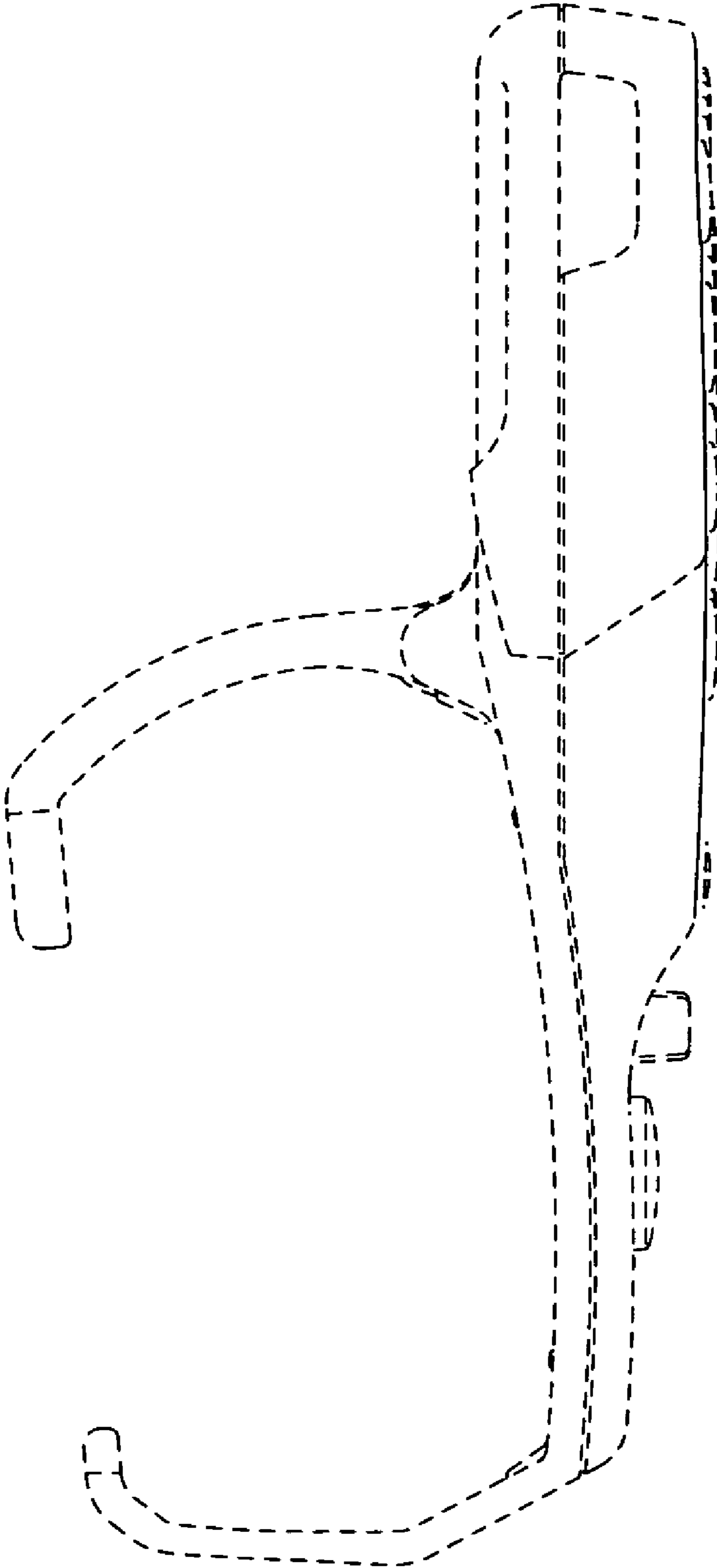


Fig.4

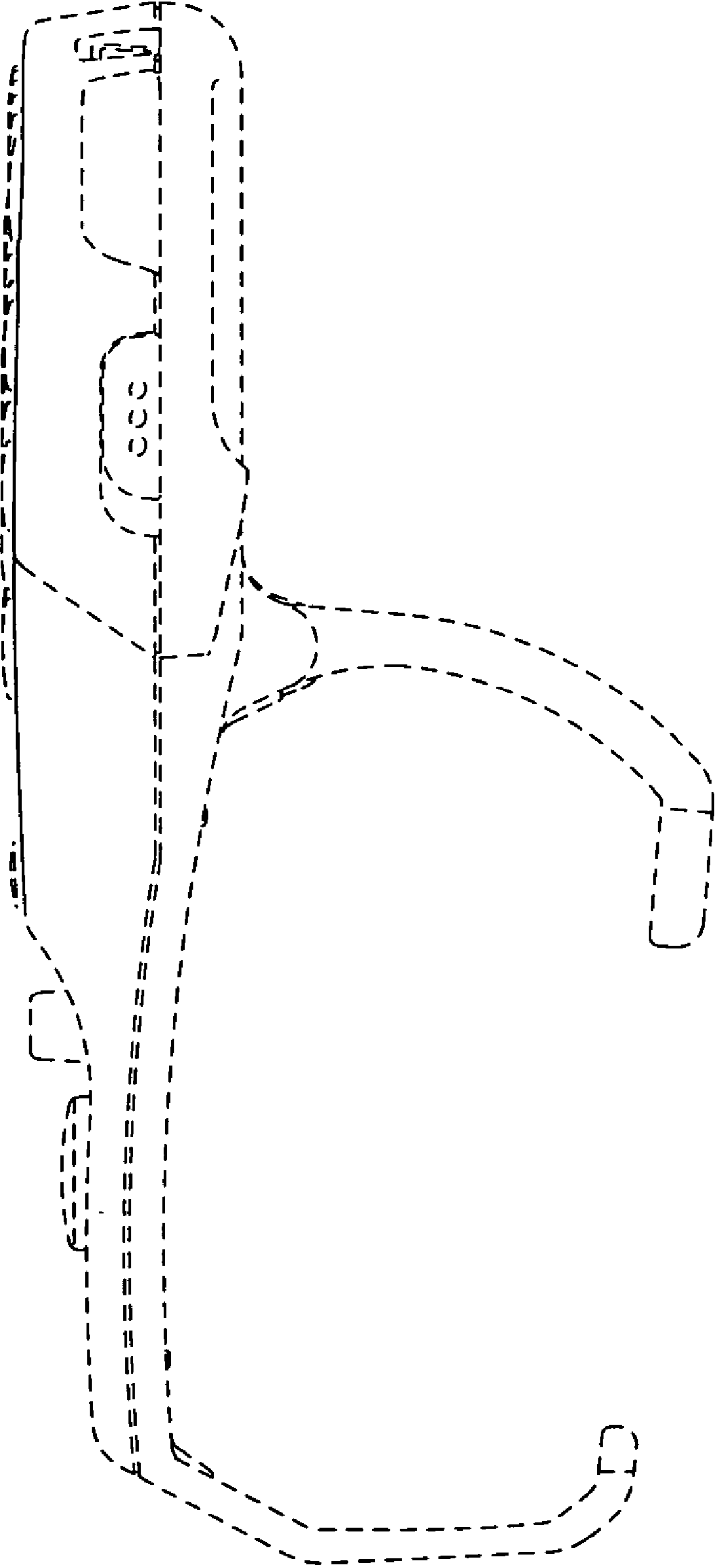


Fig.5

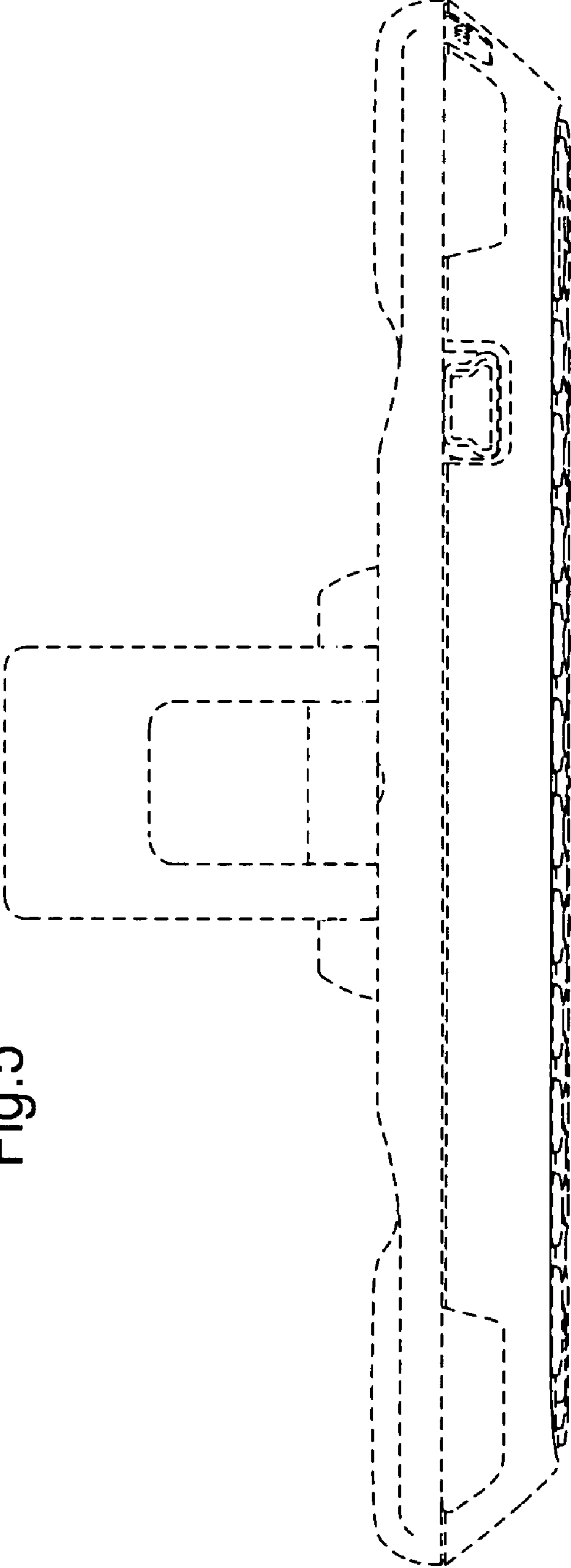


Fig.6

