



US00D615976S

(12) **United States Design Patent**
Lacotta et al.

(10) **Patent No.:** **US D615,976 S**
(45) **Date of Patent:** **** May 18, 2010**

(54) **KEYBOARD**

(75) Inventors: **Paul Lacotta**, Tenafly, NJ (US); **John Moldauer**, Hoboken, NJ (US); **Adam Sanchez**, Nutley, NJ (US); **William Fiebel**, Succasunna, NJ (US)

(73) Assignee: **Ergowerx LLC**, New York, NY (US)

(**) Term: **14 Years**

(21) Appl. No.: **29/305,788**

(22) Filed: **Mar. 27, 2008**

(51) **LOC (9) Cl.** **14-02**

(52) **U.S. Cl.** **D14/393**

(58) **Field of Classification Search** D14/391-399,
D14/455; D18/1, 2, 7, 11; 178/17 A, 17 C;
200/5 A, 5 R, 6 A, 6 R; 235/145 A, 145 R;
341/20-23; 345/160, 169, 168; 400/486-489,
400/492, 472

See application file for complete search history.

(56) **References Cited**

U.S. PATENT DOCUMENTS

| | | | | | |
|-------------|---|---------|----------------|-------|---------|
| D376,592 S | * | 12/1996 | Tsai | | D14/398 |
| D381,326 S | * | 7/1997 | Ratzlaff | | D14/398 |
| D390,550 S | * | 2/1998 | Huang et al. | | D14/398 |
| 5,717,430 A | * | 2/1998 | Copland et al. | | 345/168 |

| | | | | | |
|------------|---|---------|-----------------|-------|---------|
| D392,278 S | * | 3/1998 | Chen | | D14/398 |
| D405,777 S | * | 2/1999 | Jasinski et al. | | D14/398 |
| D416,244 S | * | 11/1999 | Ree | | D14/398 |
| D417,210 S | * | 11/1999 | Prokop | | D14/396 |
| D419,984 S | * | 2/2000 | Wang | | D14/398 |
| D538,283 S | * | 3/2007 | Fisher et al. | | D14/398 |
| D541,802 S | * | 5/2007 | Weingartner | | D14/398 |
| D554,121 S | * | 10/2007 | Fisher et al. | | D14/398 |

* cited by examiner

Primary Examiner—Freda S Nunn

(74) *Attorney, Agent, or Firm*—Cohen Pontani Lieberman & Pavane LLP

(57) **CLAIM**

The ornamental design for a keyboard, as shown and described.

DESCRIPTION


FIG. 1 is a top perspective view of a keyboard depicting the design;

FIG. 2 is a right-side elevational view of the keyboard depicting the design; and,

FIG. 3 is a front perspective view of the keyboard depicting the design.

Broken lines shown in the drawings illustrate portions of the keyboard, and form no part of the claimed design.

1 Claim, 3 Drawing Sheets



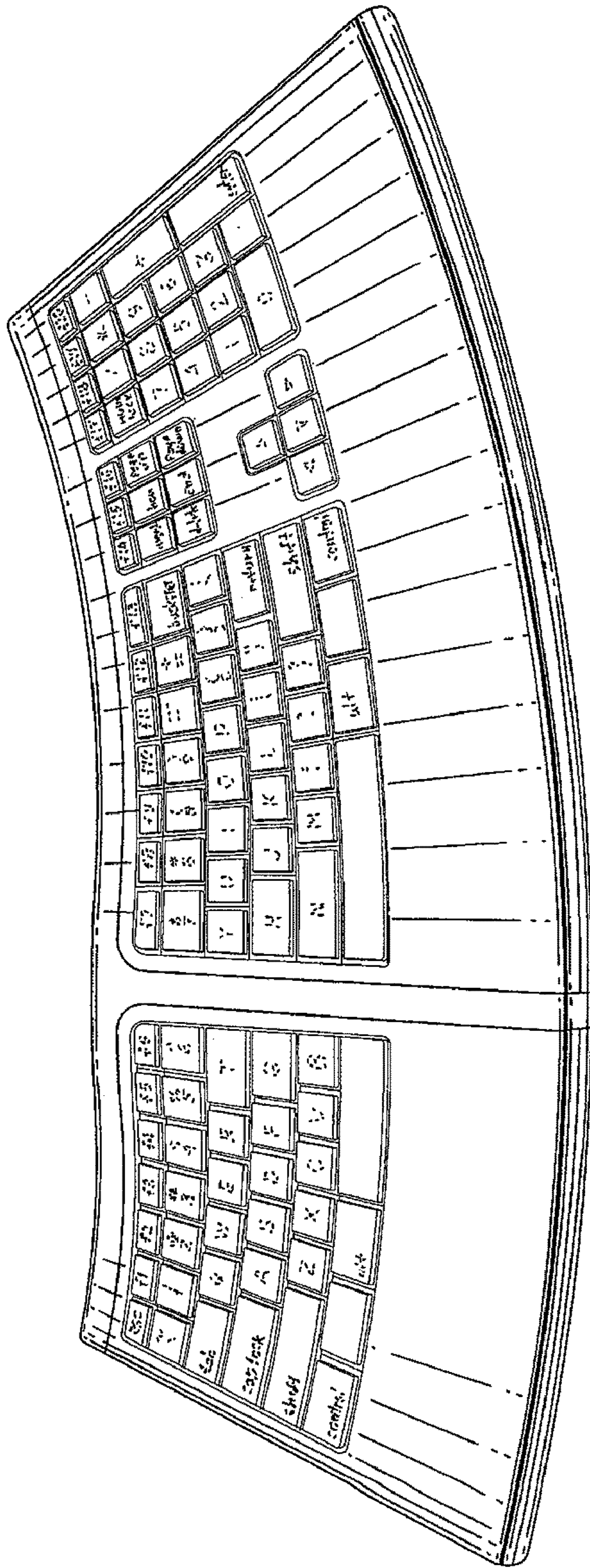
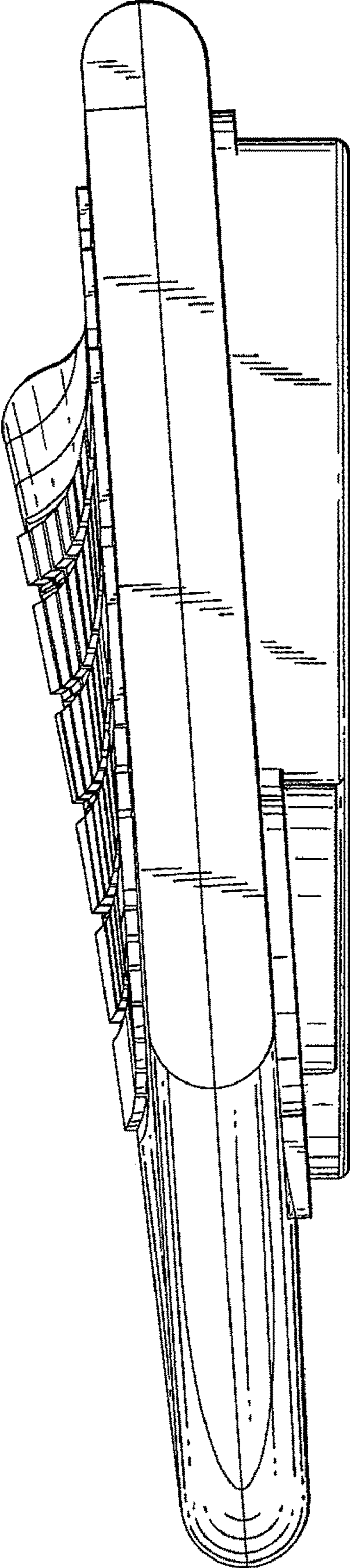


FIG.1

FIG. 2



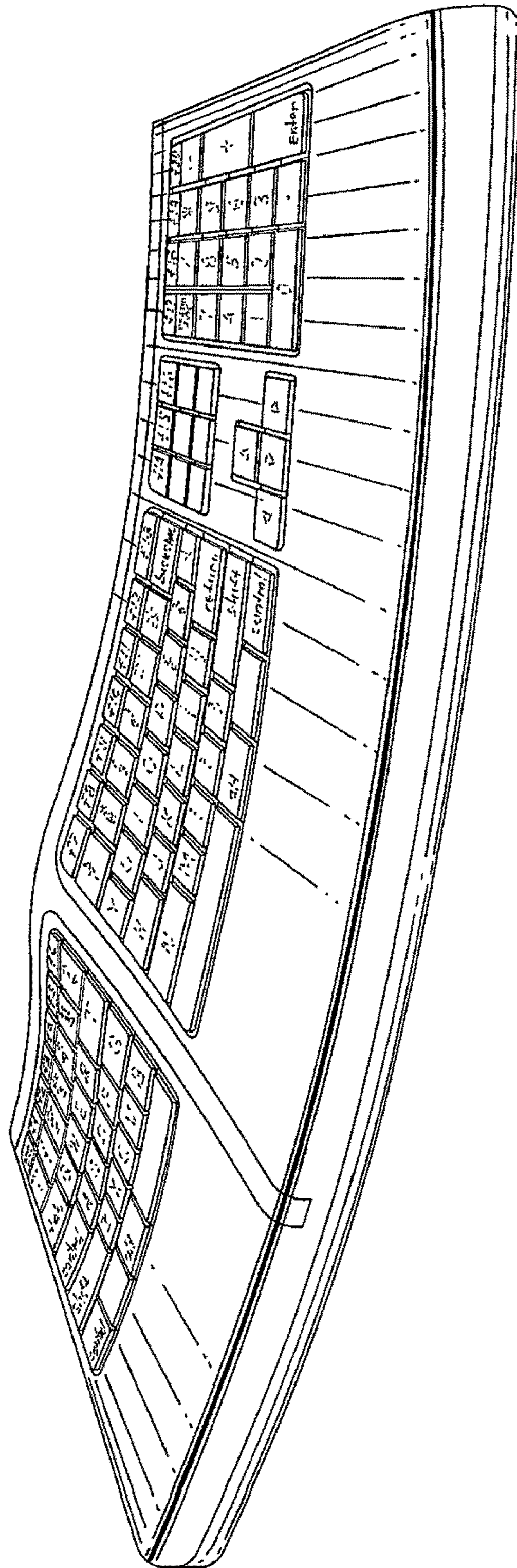


FIG. 3