



US00D615968S

(12) **United States Design Patent**
Herbst et al.

(10) **Patent No.:** **US D615,968 S**

(45) **Date of Patent:** **** May 18, 2010**

(54) **ELECTRONIC ENCLOSURE**

D568,881 S * 5/2008 Hsiau D14/370

(75) Inventors: **Scot Herbst**, San Jose, CA (US); **Fred Charles Thomas, III**, Fort Collins, CO (US); **Matthew Dennis Haines**, Fort Collins, CO (US); **John L. Guenther**, Aptos, CA (US); **Glendon A. Roberts**, Boulder, CO (US); **Andrew Zee**, Hong Kong (HK); **Arthur Sandoval**, San Francisco, CA (US); **Kenneth Douglas Wood**, Portola Valley, CA (US)

* cited by examiner

Primary Examiner—Freda S Nunn

(57) **CLAIM**

The ornamental design for an electronic enclosure, as shown and described.

DESCRIPTION

FIG. 1 is a perspective view of an electronic enclosure showing the new design;

FIG. 2 is a top view thereof;

FIG. 3 is a front view thereof;

FIG. 4 is a back view thereof;

FIG. 5 is a left side view thereof; and,

FIG. 6 is a right side view thereof.

The broken lines showing of various regions and the unshaded areas therein are for the purpose of illustrating the article and form no part of the claimed design.

The broken lines showing the logo, name, power button, and lights on the front of the electronic enclosure are for the purpose of illustrating the article and form no part of the claimed design.

The broken lines showing the feet on the bottom and left side of the electronic enclosure are for the purpose of illustrating the article and form no part of the claimed design.

The broken lines showing the ports, ventilation holes, and case elements on the back of the electronic enclosure are for the purpose of illustrating the article, and form no part of the claimed design.

(73) Assignee: **Hewlett-Packard Development Company, L.P.**, Houston, TX (US)

(**) Term: **14 Years**

(21) Appl. No.: **29/346,397**

(22) Filed: **Oct. 30, 2009**

(51) **LOC (9) Cl.** **14-02**

(52) **U.S. Cl.** **D14/300**; D14/349

(58) **Field of Classification Search** D14/308, D14/313, 349-361, 388, 300; D13/162, D13/184, 199; 312/223.1-223.3; 360/99.01-99.12; 361/679.31-679.33, 679.6; 369/34.01, 36.01; 358/496

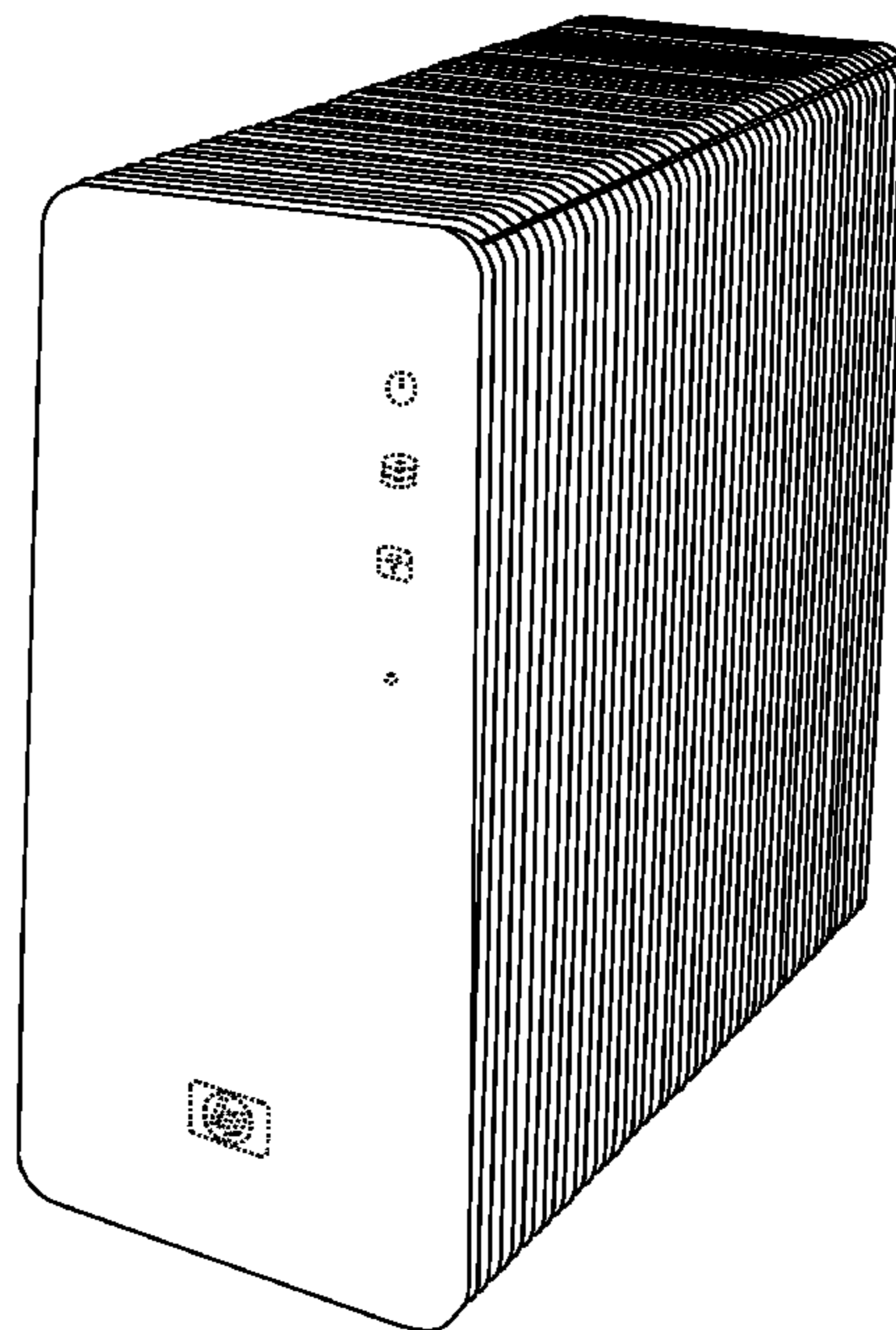
See application file for complete search history.

(56) **References Cited**

U.S. PATENT DOCUMENTS

D171,106 S *	12/1953	Sandborg	D14/308
D422,269 S *	4/2000	Wong	D14/349
6,549,397 B1 *	4/2003	Diaz et al.	361/679.6
6,554,697 B1 *	4/2003	Koplin	454/184
D519,996 S *	5/2006	Tsuzuki et al.	D14/300
7,269,003 B1 *	9/2007	Chung	361/679.33

1 Claim, 5 Drawing Sheets



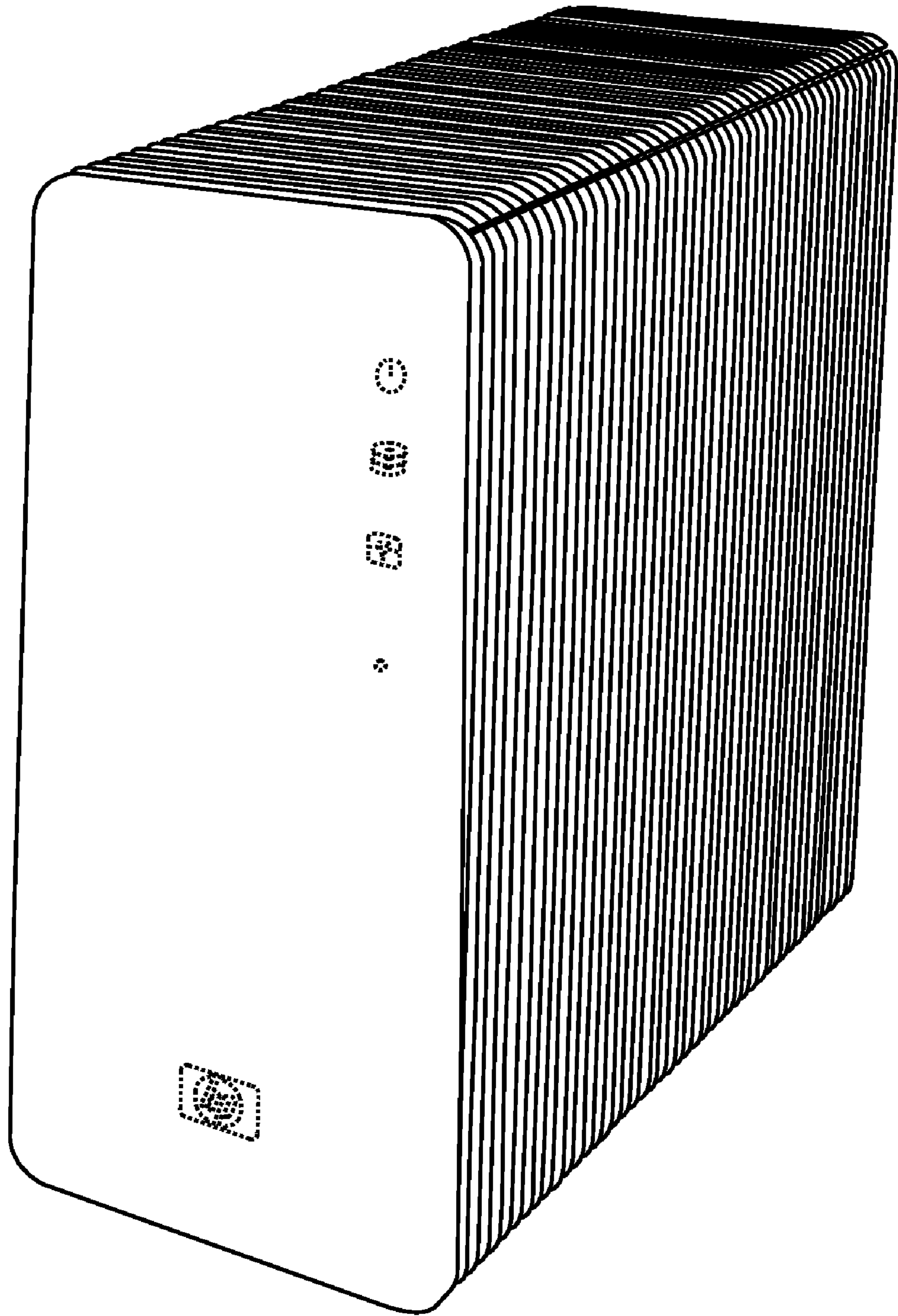


FIG. 1




FIG. 2




FIG. 3

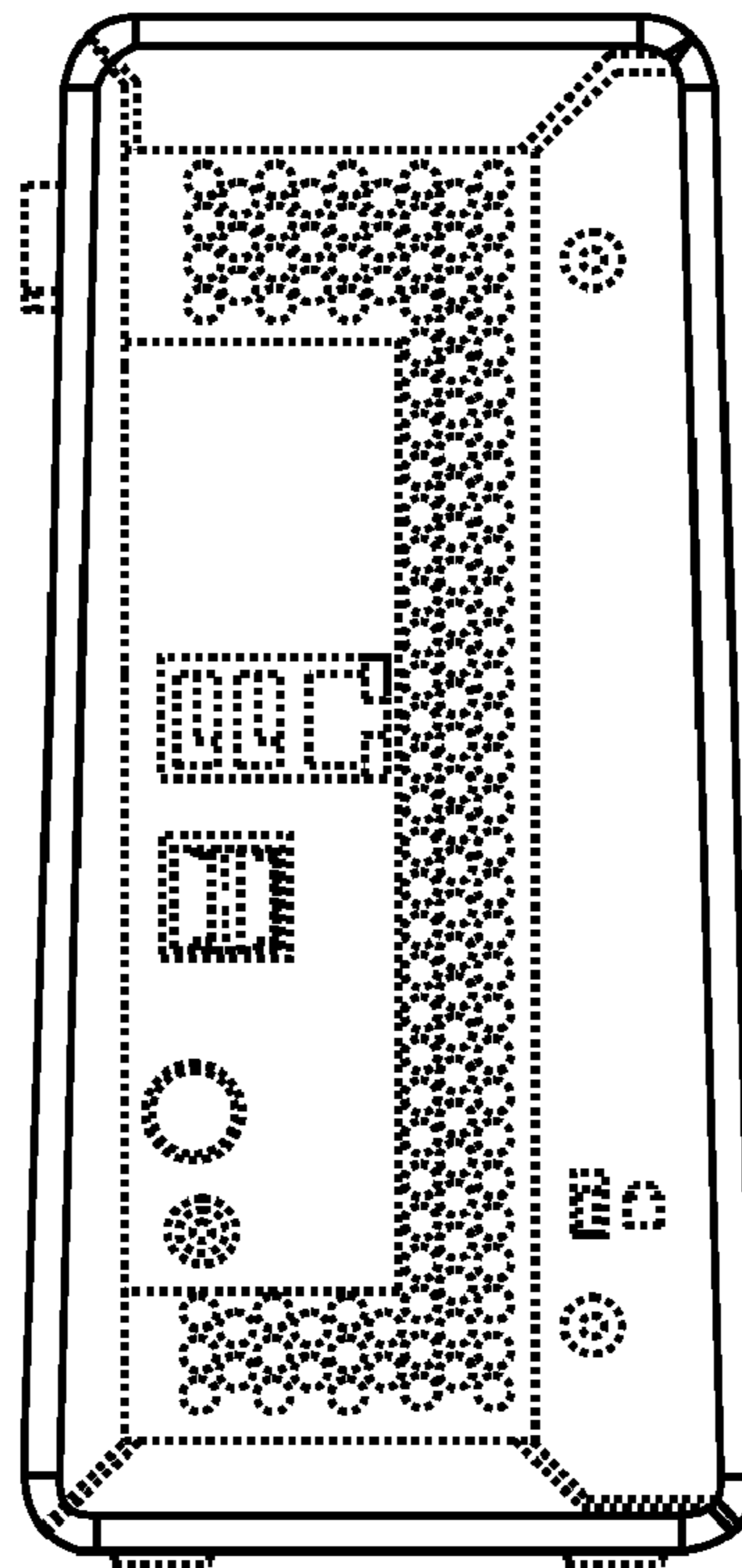


FIG. 4




FIG. 5




FIG. 6