



US00D615963S

(12) **United States Design Patent**
Cho et al.

(10) **Patent No.:** **US D615,963 S**
(45) **Date of Patent:** **** May 18, 2010**

(54) **SPEAKER**
(75) Inventors: **Ju-Won Cho**, Seoul (KR); **Chae-Joo Son**, Kyunggi-do (KR)
(73) Assignee: **Samsung Electronics Co., Ltd.**, Kyunggi-do (KR)
(**) Term: **14 Years**
(21) Appl. No.: **29/315,362**
(22) Filed: **Jun. 18, 2009**
(30) **Foreign Application Priority Data**
Apr. 21, 2009 (KR) 30-2009-0016994

D570,828 S 6/2008 Cho
D571,785 S 6/2008 Kim
D571,786 S 6/2008 Cho
D573,584 S 7/2008 Kim
D579,003 S 10/2008 Kim et al.
D579,915 S 11/2008 Yeo
D583,801 S 12/2008 Son et al.
D584,286 S 1/2009 Kim
D584,288 S 1/2009 Kim
D586,781 S 2/2009 Kim
D586,782 S 2/2009 Kim
D586,785 S 2/2009 Kim
D588,103 S 3/2009 Lee et al.
D588,104 S 3/2009 Lee et al.

(51) **LOC (9) Cl.** **14-01**
(52) **U.S. Cl.** **D14/214**
(58) **Field of Classification Search** D14/204,
D14/210-216, 172, 496, 349, 354, 446;
181/143-144, 147-148, 150-153, 157, 198-199;
381/300-303, 306, 332-333, 336, 345, 361-364,
381/386-388
See application file for complete search history.

(Continued)

OTHER PUBLICATIONS

U.S. Appl. No. 29/312,955, Applicant: Steven Tkachuk, filed Nov. 25, 2008 entitled Portable Compact Bluetooth Speaker.

Primary Examiner—Nanda Bondade
(74) *Attorney, Agent, or Firm*—Flynn, Thiel, Boutell & Tanis, P.C.

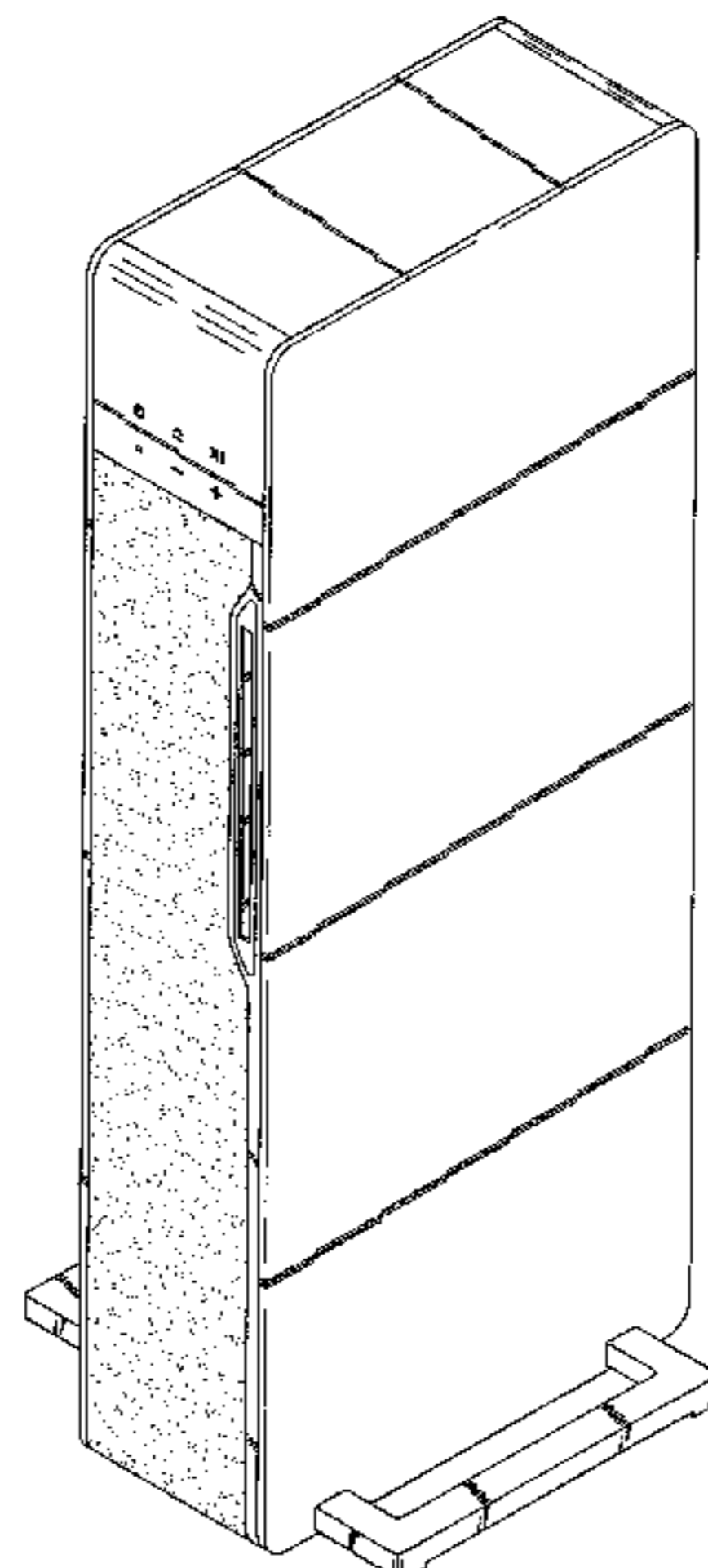
(56) **References Cited**
U.S. PATENT DOCUMENTS
D260,390 S * 8/1981 Bertagni D14/211
D471,893 S 3/2003 Jung
D503,169 S * 3/2005 Hisatsune D14/214
D514,089 S * 1/2006 Jones D14/214
D527,002 S * 8/2006 Frank et al. D14/349
D537,072 S 2/2007 Kim et al.
D537,437 S * 2/2007 Yoon D14/215
D538,262 S * 3/2007 Chen et al. D14/214
D540,780 S 4/2007 Kim
D545,300 S 6/2007 Hong et al.
D548,222 S 8/2007 Kim
D551,655 S 9/2007 Kim
D555,634 S * 11/2007 Kim et al. D14/214
D560,209 S 1/2008 Kim et al.
D560,211 S 1/2008 Kim et al.
D565,545 S * 4/2008 Kim et al. D14/214
D570,333 S 6/2008 Cho

(57) **CLAIM**
The ornamental design for a speaker, as shown and described.

DESCRIPTION

FIG. 1 is a top front perspective view of a speaker showing our new design;
FIG. 2 is a front elevational view thereof;
FIG. 3 is a rear elevational view thereof;
FIG. 4 is a left side elevational view thereof;
FIG. 5 is a right side elevational view thereof;
FIG. 6 is a top plan view thereof; and,
FIG. 7 is a bottom plan view thereof.

1 Claim, 5 Drawing Sheets



US D615,963 S

Page 2

U.S. PATENT DOCUMENTS

D588,576 S 3/2009 Son et al.
D591,269 S 4/2009 Kim et al.

D593,068 S 5/2009 Kim et al.
D593,069 S 5/2009 Son et al.

* cited by examiner

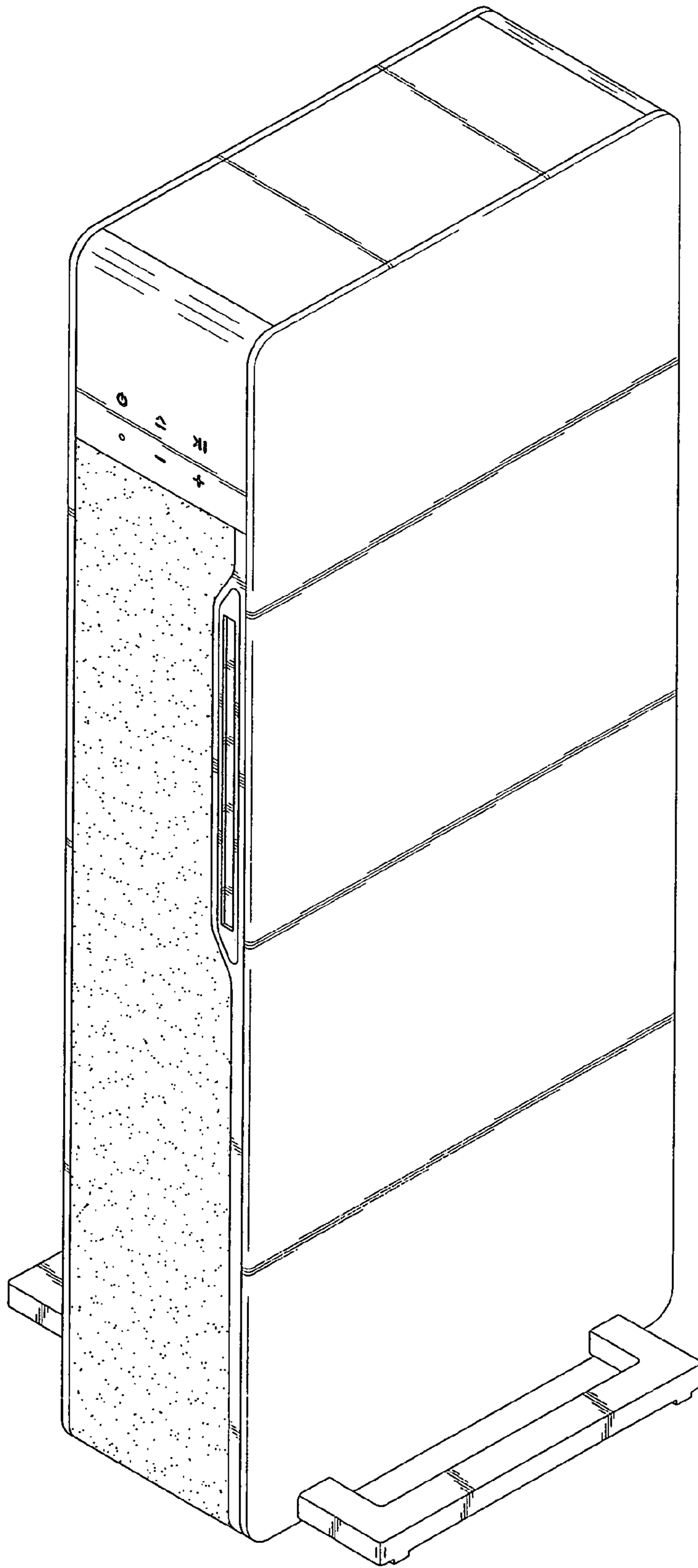


FIG. 1

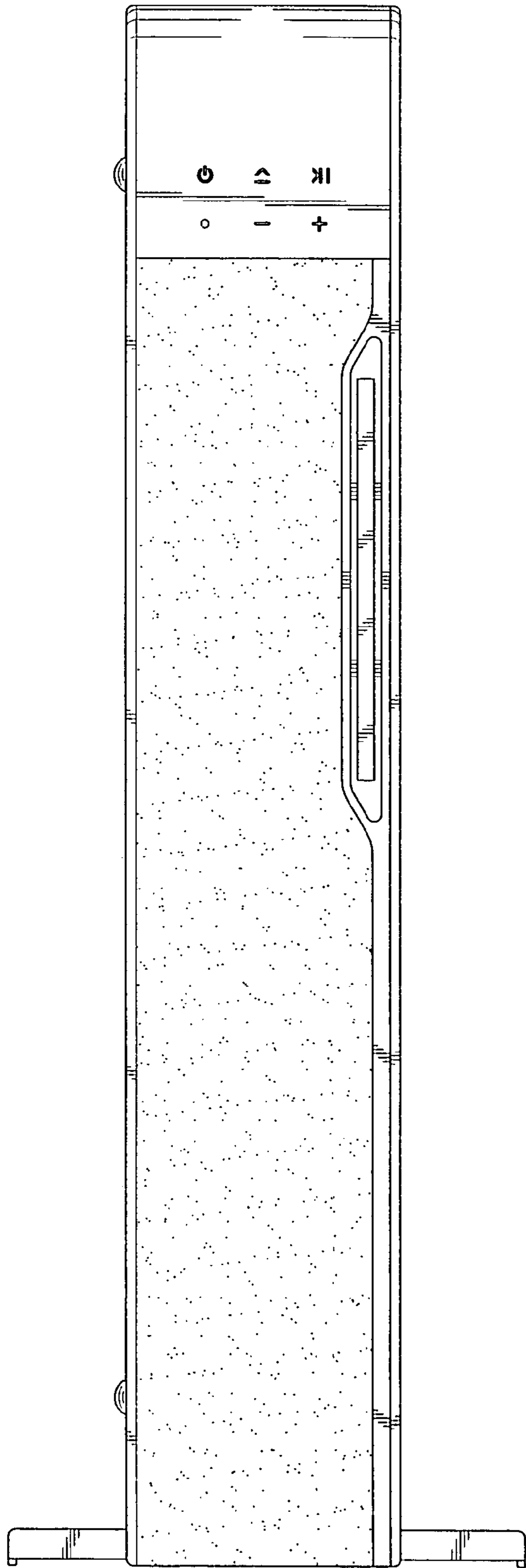


FIG. 2

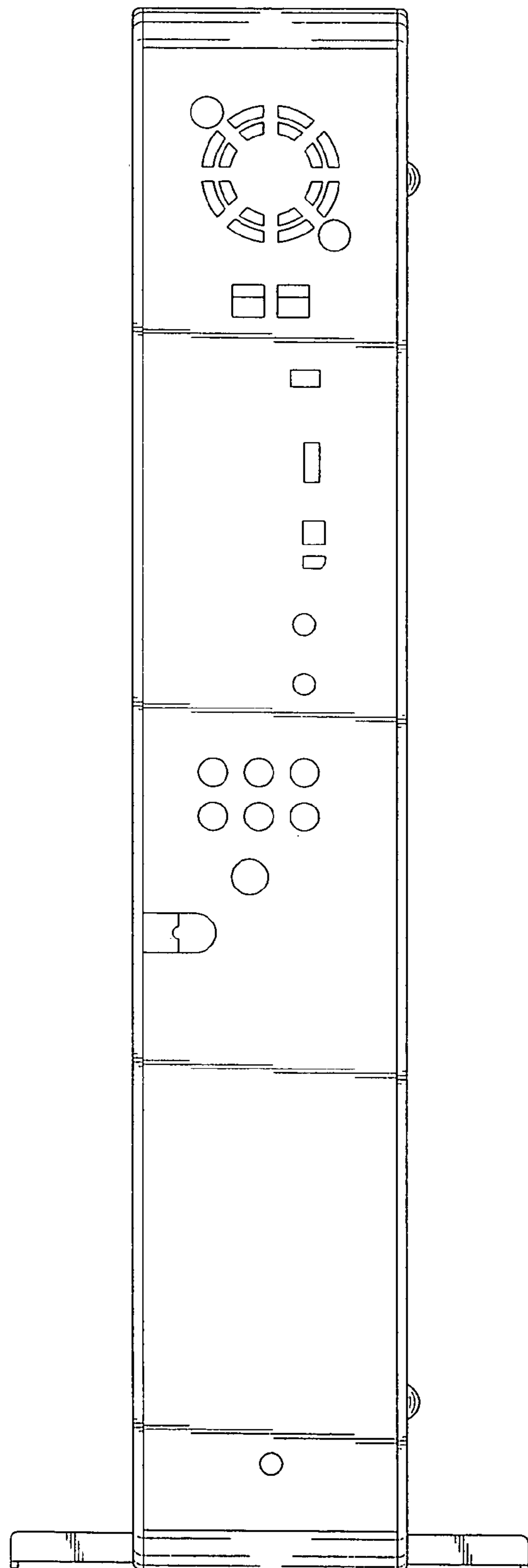


FIG. 3




FIG. 4




FIG. 5

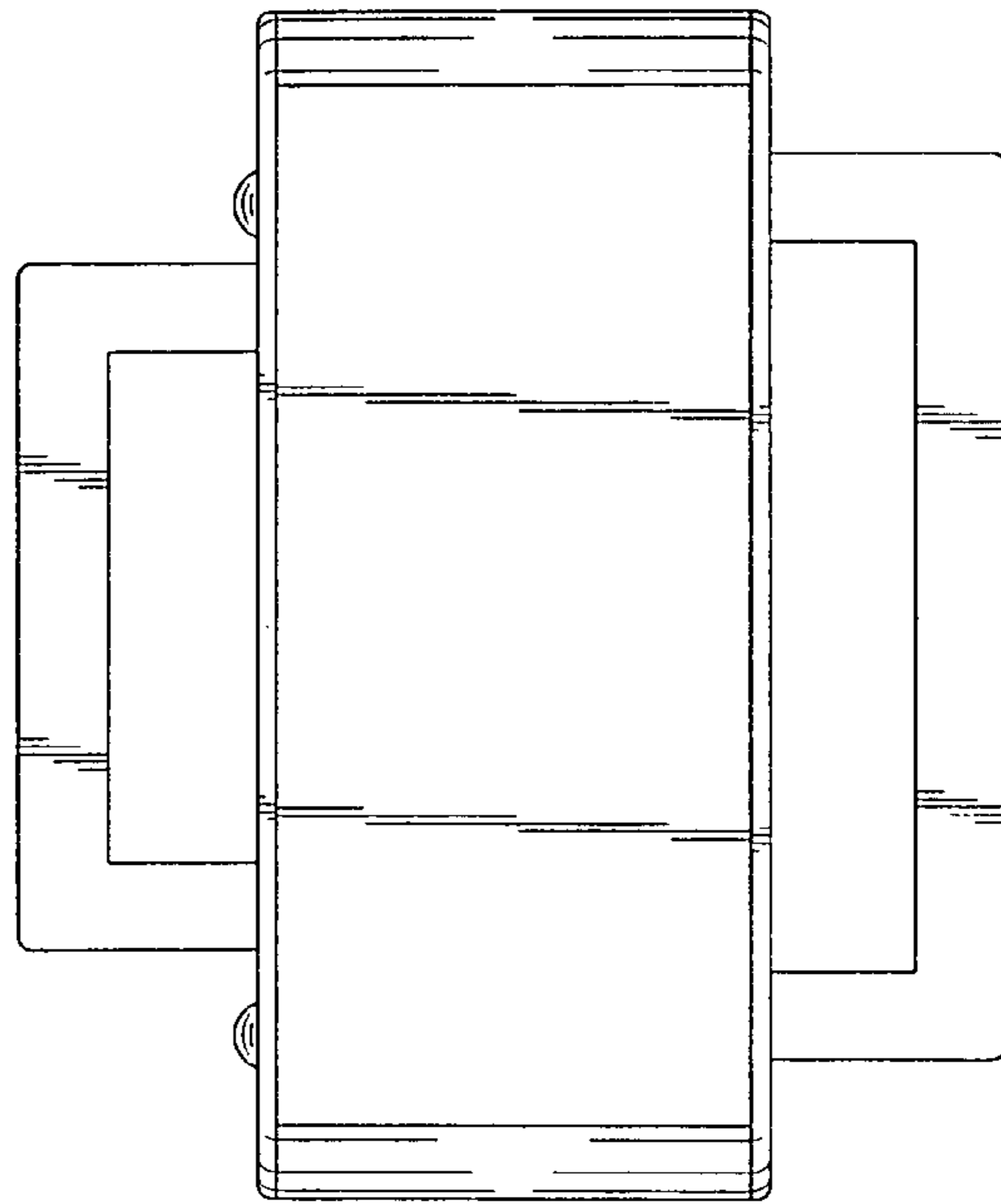


FIG. 6

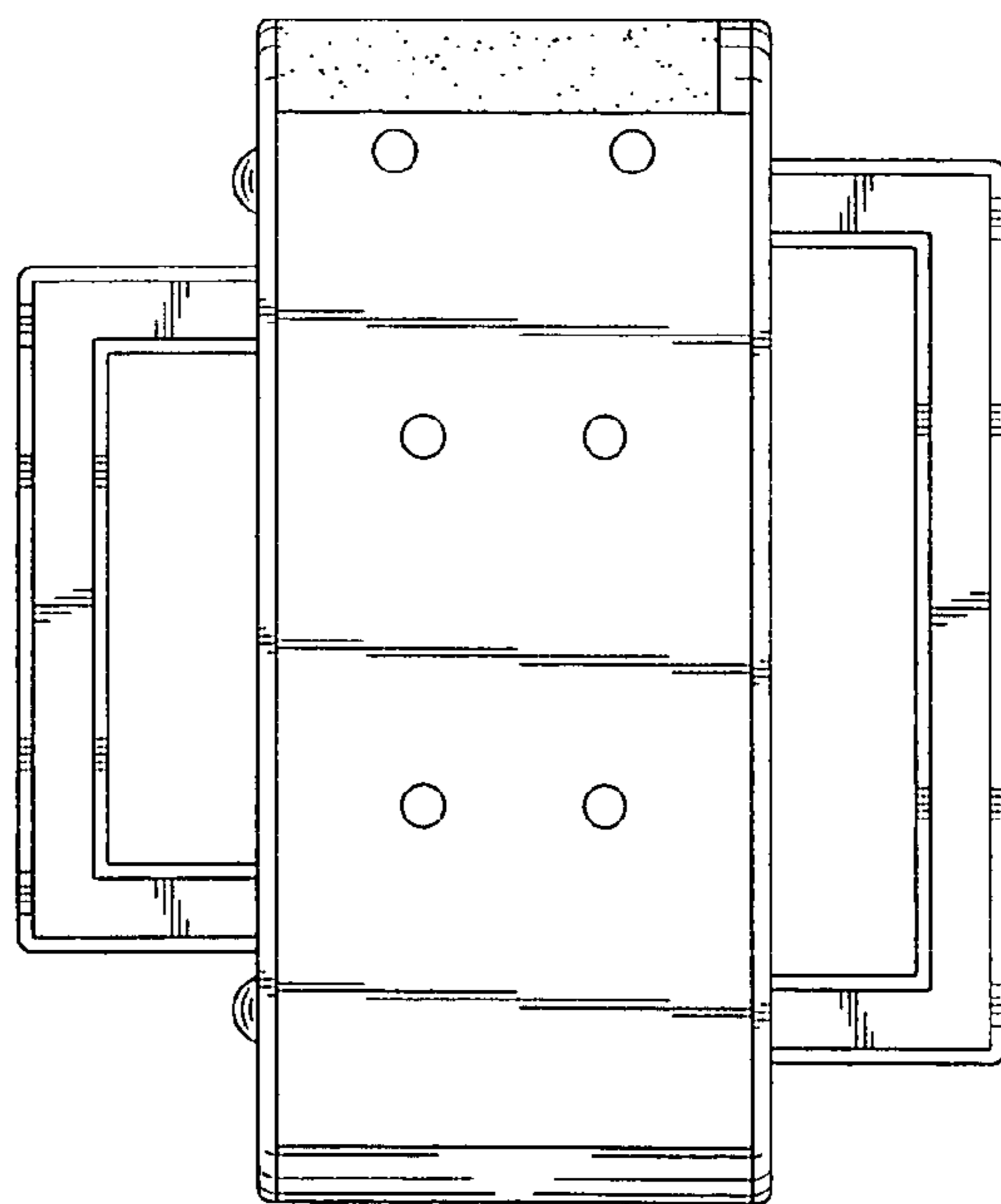


FIG. 7