

US00D615922S

(12) **United States Design Patent**
Takano

(10) **Patent No.:** **US D615,922 S**

(45) **Date of Patent:** **** May 18, 2010**

(54) **TIRE FOR AUTOMOBILE**

(75) Inventor: **Hirokazu Takano**, Kobe (JP)

(73) Assignee: **Sumitomo Rubber Industries, Ltd.**,
Kobe (JP)

(**) Term: **14 Years**

(21) Appl. No.: **29/309,643**

(22) Filed: **Sep. 18, 2008**

(30) **Foreign Application Priority Data**

Apr. 3, 2008 (JP) 2008-008554

(51) **LOC (9) Cl.** **12-15**

(52) **U.S. Cl.** **D12/588**

(58) **Field of Classification Search** D12/503,
D12/505, 533, 534, 535, 536, 537, 543, 547,
D12/548, 549, 550, 564, 565, 566, 567, 568,
D12/569-572, 579, 583-588, 594, 595, 596,
D12/597, 598, 599, 600-604; 152/209.1,
152/209.8, 209.9, 209.18, 209.25, 209.28

See application file for complete search history.

(56) **References Cited**

U.S. PATENT DOCUMENTS

| | | | |
|--------------|---------|-----------------|---------|
| D385,235 S | 10/1997 | Young | |
| D390,510 S | 2/1998 | Stone et al. | |
| D433,356 S | 11/2000 | Loeffler et al. | |
| D451,860 S | 12/2001 | Schuster et al. | |
| D554,576 S * | 11/2007 | Suzuki | D12/588 |
| D555,081 S * | 11/2007 | Feider et al. | D12/588 |
| D581,864 S * | 12/2008 | Koishikawa | D12/585 |
| D584,681 S * | 1/2009 | Shimada | D12/602 |
| D585,364 S * | 1/2009 | Shondel et al. | D12/600 |
| D600,634 S * | 9/2009 | Takatsuki | D12/586 |

| | | | |
|--------------|---------|---------------|---------|
| D601,085 S * | 9/2009 | Janesh et al. | D12/600 |
| D603,787 S * | 11/2009 | Lim et al. | D12/585 |
| D604,230 S * | 11/2009 | Brown et al. | D12/588 |
| D604,692 S * | 11/2009 | Ebiko et al. | D12/587 |
| D605,108 S * | 12/2009 | Brown et al. | D12/588 |
| D606,012 S * | 12/2009 | Mori et al. | D12/600 |

FOREIGN PATENT DOCUMENTS

| | | |
|----|------------|---------|
| BX | 23060-00 | 3/1993 |
| CN | 3447639D S | 5/2005 |
| CN | 3566609D | 10/2006 |
| CN | 3579789D | 11/2006 |
| JP | 904773 S | 8/1994 |

* cited by examiner

Primary Examiner—Caron Veynar

Assistant Examiner—Katrina A Kile

(74) *Attorney, Agent, or Firm*—Birch, Stewart, Kolasch & Birch, LLP

(57) **CLAIM**

The ornamental design for a tire for automobile, as shown and described.

DESCRIPTION

FIG. 1 is a front, left perspective view of a tire for automobile showing my new design;

FIG. 2 is a front view thereof;

FIG. 3 is a left side view thereof;

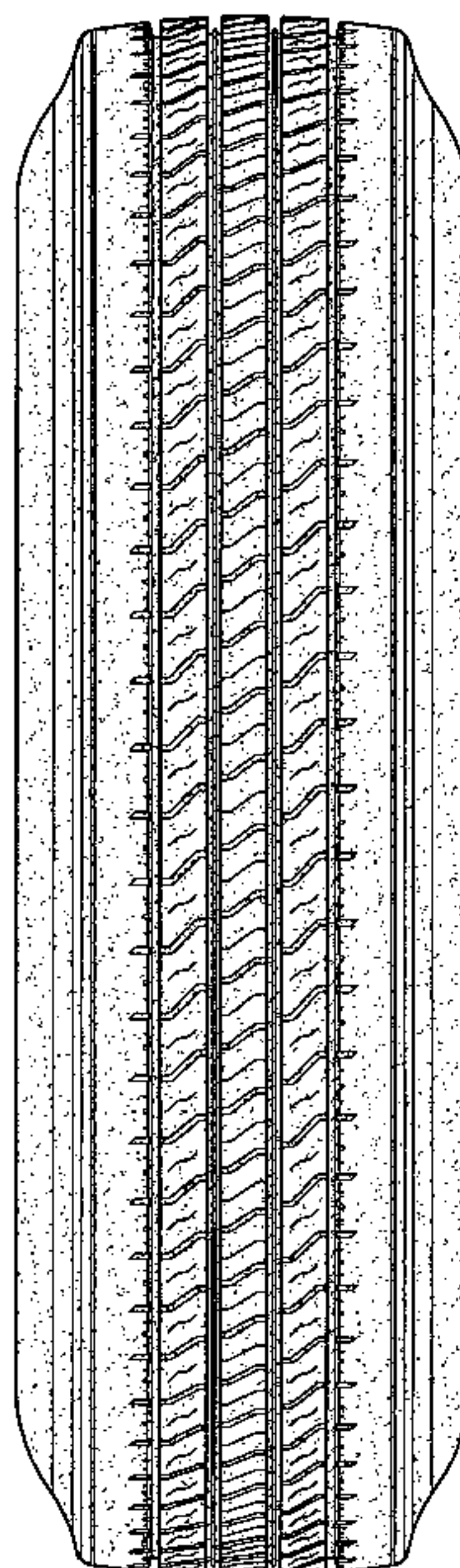
FIG. 4 is a right side view thereof;

FIG. 5 is a rear view thereof; and,

FIG. 6 is a partial enlarged view of FIG. 2.

The top view and the bottom view are the same as the front view.

1 Claim, 6 Drawing Sheets



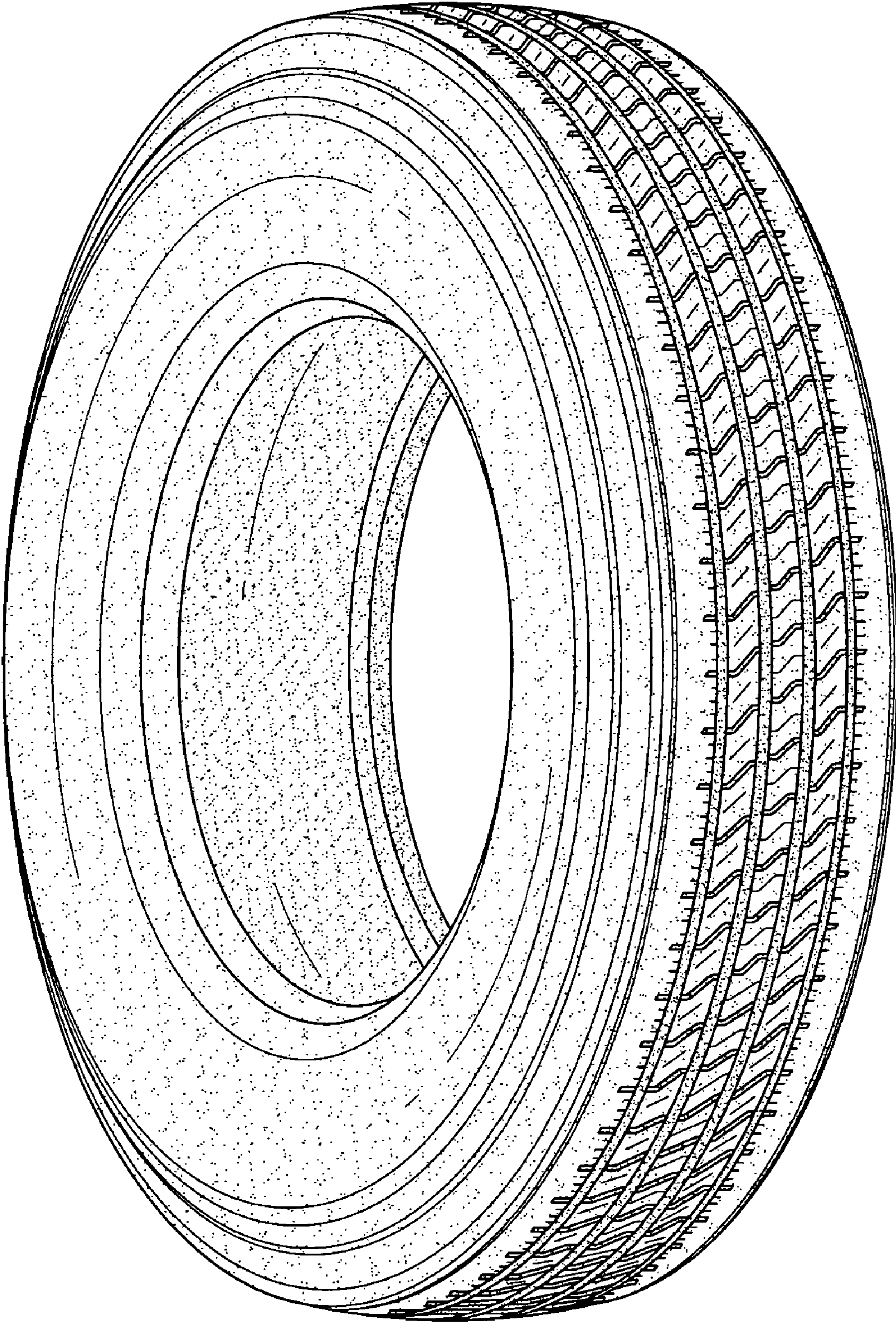


FIG. 1




FIG.2

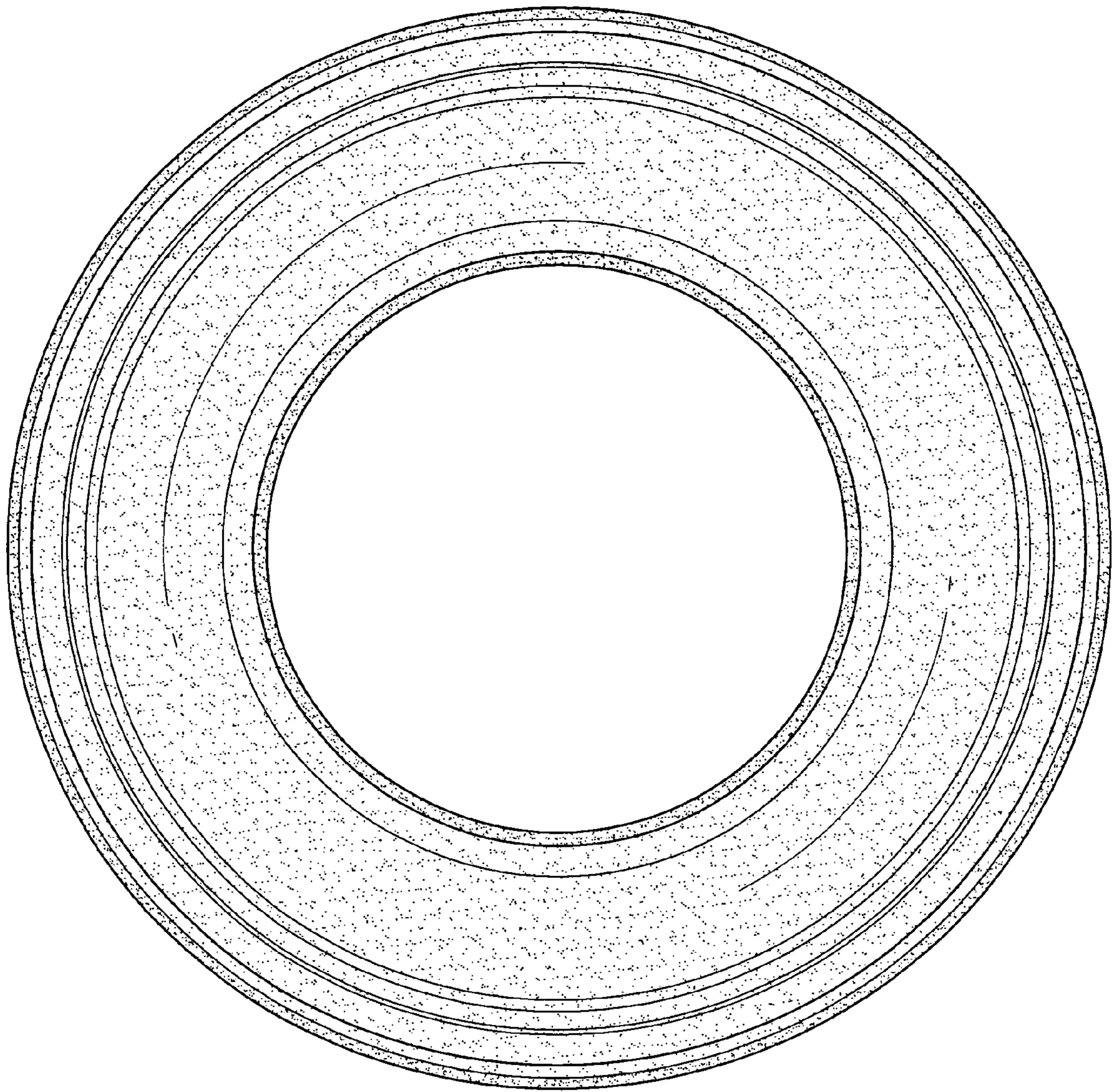


FIG.3

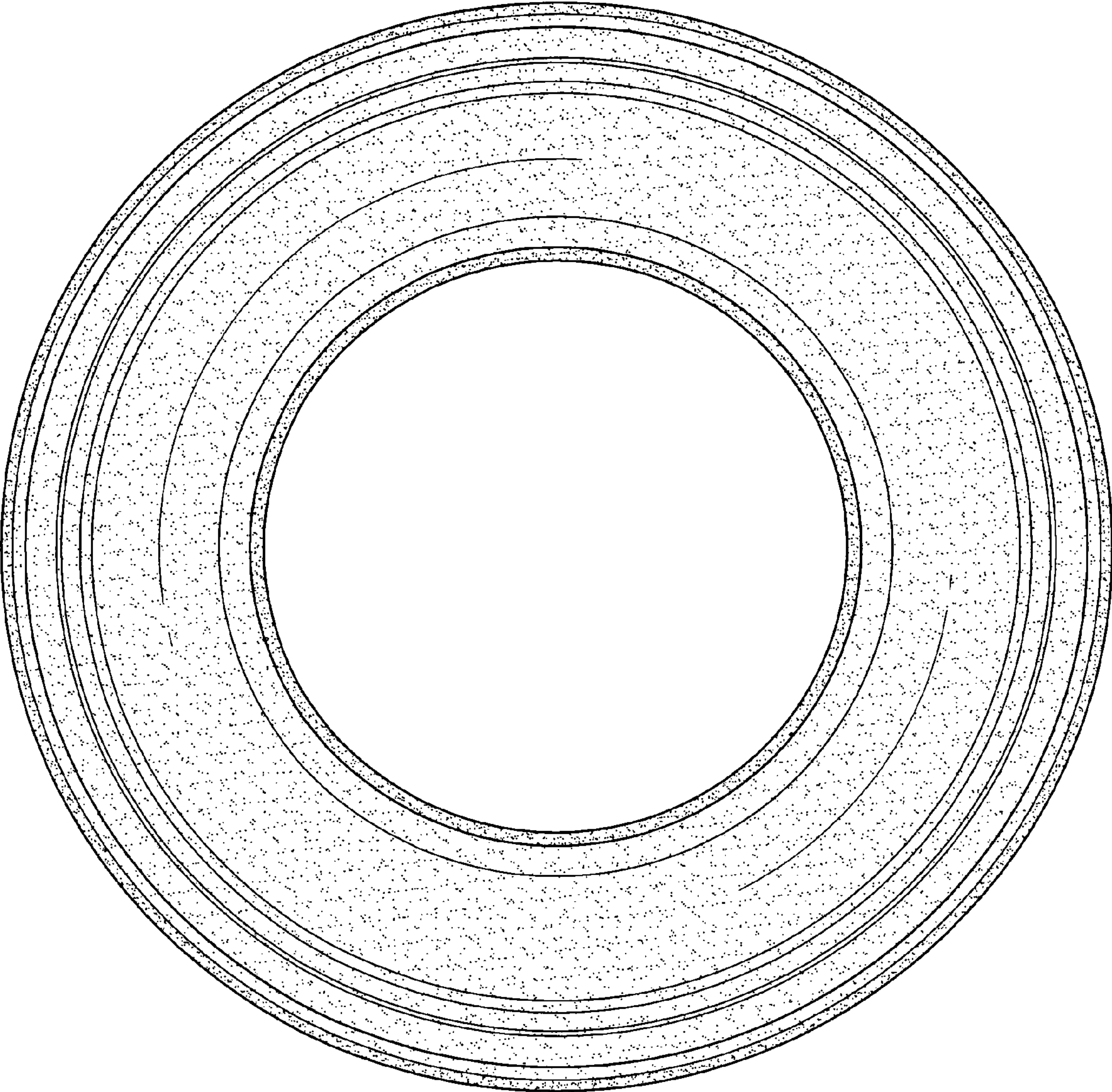


FIG.4




FIG. 5




FIG.6