



US00D615921S

(12) **United States Design Patent**
Cerny

(10) **Patent No.:** **US D615,921 S**

(45) **Date of Patent:** **** May 18, 2010**

(54) **TIRE TREAD**

(75) Inventor: **Andrew Cerny**, Riverside, IA (US)

(73) Assignee: **Bridgestone Bandag, LLC**

(**) Term: **14 Years**

(21) Appl. No.: **29/330,806**

(22) Filed: **Jan. 14, 2009**

(51) **LOC (9) Cl.** **12-15**

(52) **U.S. Cl.** **D12/583**

(58) **Field of Classification Search** D12/568-603;
152/209.1, 209.5, 209.8, 209.12, 209.18,
152/209.21, 209.9

See application file for complete search history.

D355,151 S 2/1995 Hagmaier
D365,063 S 12/1995 Lurois et al.
D384,608 S 10/1997 Schuster

(Continued)

OTHER PUBLICATIONS

Bennet Garfield, Bridgestone M725, 2005 Tread Design Guide, 2005, p. 103, vol. 40, Tire Guides, Inc., Boca Raton, FL.

(Continued)

Primary Examiner—Caron Veynar

Assistant Examiner—George D Kirschbaum

(74) *Attorney, Agent, or Firm*—Thomas R. Kingsbury

(57) **CLAIM**

The ornamental design for a tire tread, as shown and described.

(56) **References Cited**

U.S. PATENT DOCUMENTS

| | | |
|-------------|---------|------------------|
| D91,777 S | 3/1934 | Gorsuch |
| D106,569 S | 10/1937 | King et al. |
| 2,670,777 A | 3/1954 | Wallace |
| D204,535 S | 4/1966 | Bertram |
| D224,579 S | 8/1972 | Skerl |
| 3,875,986 A | 4/1975 | Boileau |
| D236,970 S | 9/1975 | Bierbusse et al. |
| D247,107 S | 1/1978 | Jamain |
| D248,227 S | 6/1978 | Jamain |
| D254,246 S | 2/1980 | Peron |
| 4,337,813 A | 7/1982 | Rach et al. |
| 4,424,846 A | 1/1984 | Seitz et al. |
| 4,461,334 A | 7/1984 | Tansei et al. |
| D285,297 S | 8/1986 | Manestar et al. |
| 5,031,680 A | 7/1991 | Kajikawa et al. |
| D326,071 S | 5/1992 | Enoki et al. |
| 5,115,850 A | 5/1992 | Crump et al. |
| 5,160,385 A | 11/1992 | Goto et al. |
| D335,270 S | 5/1993 | Lurois |
| D340,892 S | 11/1993 | Loeffler |
| D347,818 S | 6/1994 | Loser et al. |
| D351,369 S | 10/1994 | Hitzky et al. |

DESCRIPTION

FIG. 1 is fragmentary perspective view of a tire tread in accordance with my new design, it being understood that the tread pattern repeats uniformly throughout the surface of the tire tread and that the opposite edge perspective view is identical to that shown;

FIG. 2 is a top plan view thereof;

FIG. 3 is a side elevational view thereof, the opposite side being identical thereto;

FIG. 4 is an fragmentary cross-sectional view taken generally along the line 4—4 of FIG. 2;

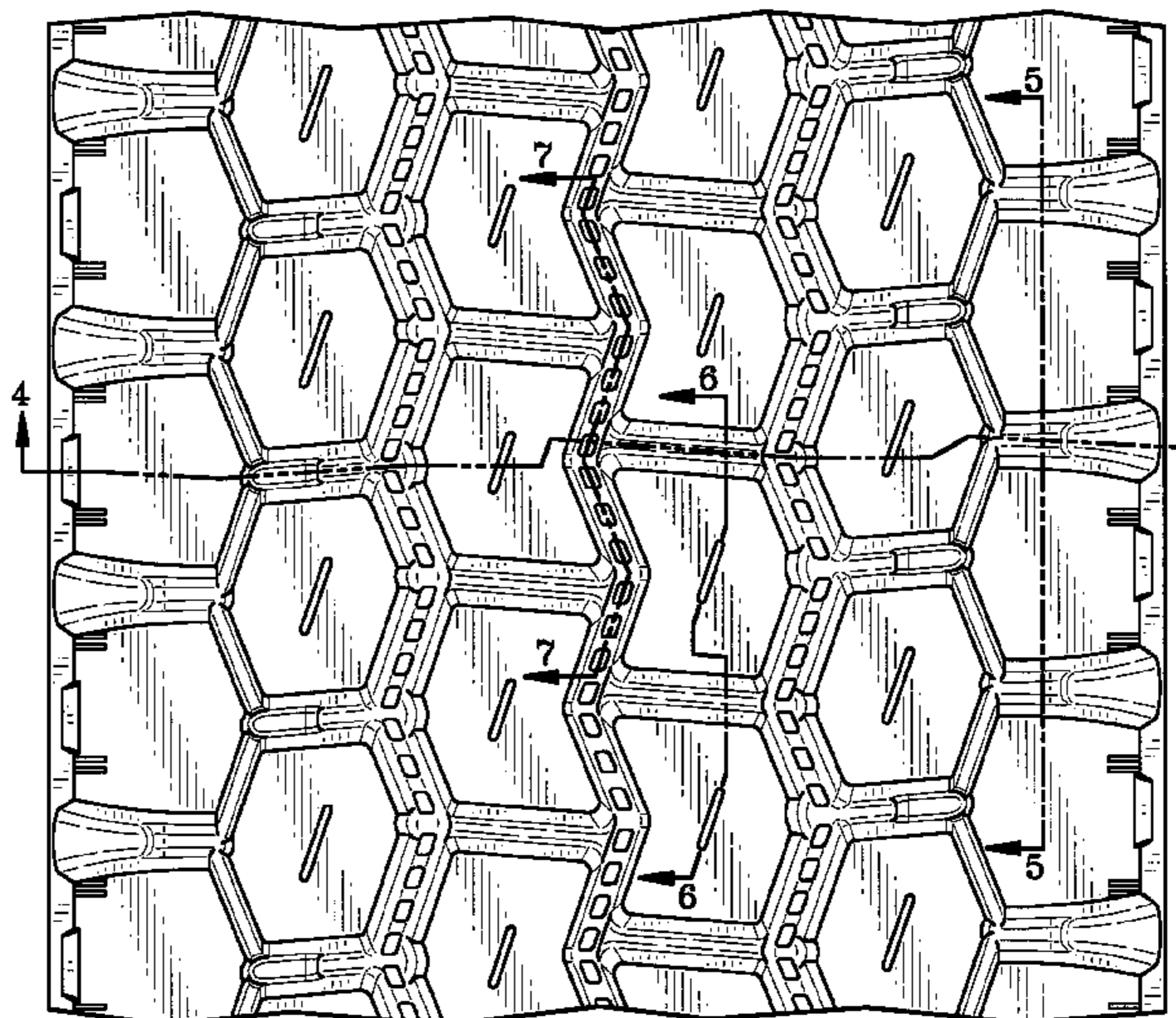

FIG. 5 is a fragmentary cross-sectional view taken generally along the line 5—5 of FIG. 2;

FIG. 6 is a fragmentary cross-sectional view taken generally along the line 6—6 of FIG. 2; and,

FIG. 7 is a fragmentary cross-sectional view taken generally along the line 7—7 of FIG. 2.

The irregular outer edges of the design shown in FIGS. 1-3 and 5-6 indicate that the tire tread is of indeterminate length.

1 Claim, 3 Drawing Sheets



US D615,921 S

Page 2

U.S. PATENT DOCUMENTS

D384,612 S 10/1997 Young et al.
D384,613 S 10/1997 Le et al.
D388,034 S 12/1997 Le et al.
D388,371 S 12/1997 Miyazaki
D389,105 S 1/1998 Lurois et al.
D399,461 S 10/1998 Lurois et al.
D402,939 S 12/1998 Lurois et al.
D410,420 S 6/1999 de Barsy
D411,492 S 6/1999 Young
D414,449 S 9/1999 Schuster
D415,455 S 10/1999 Moore
D416,837 S 11/1999 Moore
D420,311 S 2/2000 Sidhom
D421,944 S 3/2000 Welker
D424,986 S 5/2000 Yoshioka
6,182,726 B1 2/2001 Nakamura
D448,709 S 10/2001 Le
D456,769 S 5/2002 Dixon et al.
D458,580 S 6/2002 Young et al.
D474,147 S 5/2003 Zurita
6,578,612 B1 6/2003 Matsumura
D485,231 S 1/2004 Nonaka
D487,249 S 3/2004 Okamoto
D492,646 S 7/2004 Robert et al.

D493,415 S * 7/2004 Noailly D12/579
D500,288 S 12/2004 Maziarka et al.
D505,387 S 5/2005 Nonaka
D507,520 S 7/2005 Oyama
7,032,635 B2 4/2006 Hashimoto et al.
D520,443 S 5/2006 Yamaura
D531,571 S 11/2006 Suzuki
D537,032 S 2/2007 Lebreton
D550,147 S 9/2007 Radulescu
D573,531 S 7/2008 Lee et al.
D577,657 S 9/2008 Maus et al.
D590,327 S * 4/2009 Barrett D12/579
2003/0089439 A1 5/2003 Thiebaud
2007/0199634 A1 8/2007 Sakamaki

OTHER PUBLICATIONS

Bennet Garfield, Bandag BDR-HT Over-The-Road (Drive), 2005 Tread Design Guide, 2005, p. 223, vol. 40, Tire Guides, Inc., Boca Raton, FL.
Kraiburg, KHT2 K 220, Product Catalog, Jan. 2008, <http://www.kraiburg-retreading.com>, Kraiburg, Austria.
Bandag, Bandag BDR-HT2, BDR-HT2, 2007, <http://www.bandag.co.za/index.php?q=con,46,%20BDRHT2>, bandag.co.za, South Africa.

* cited by examiner

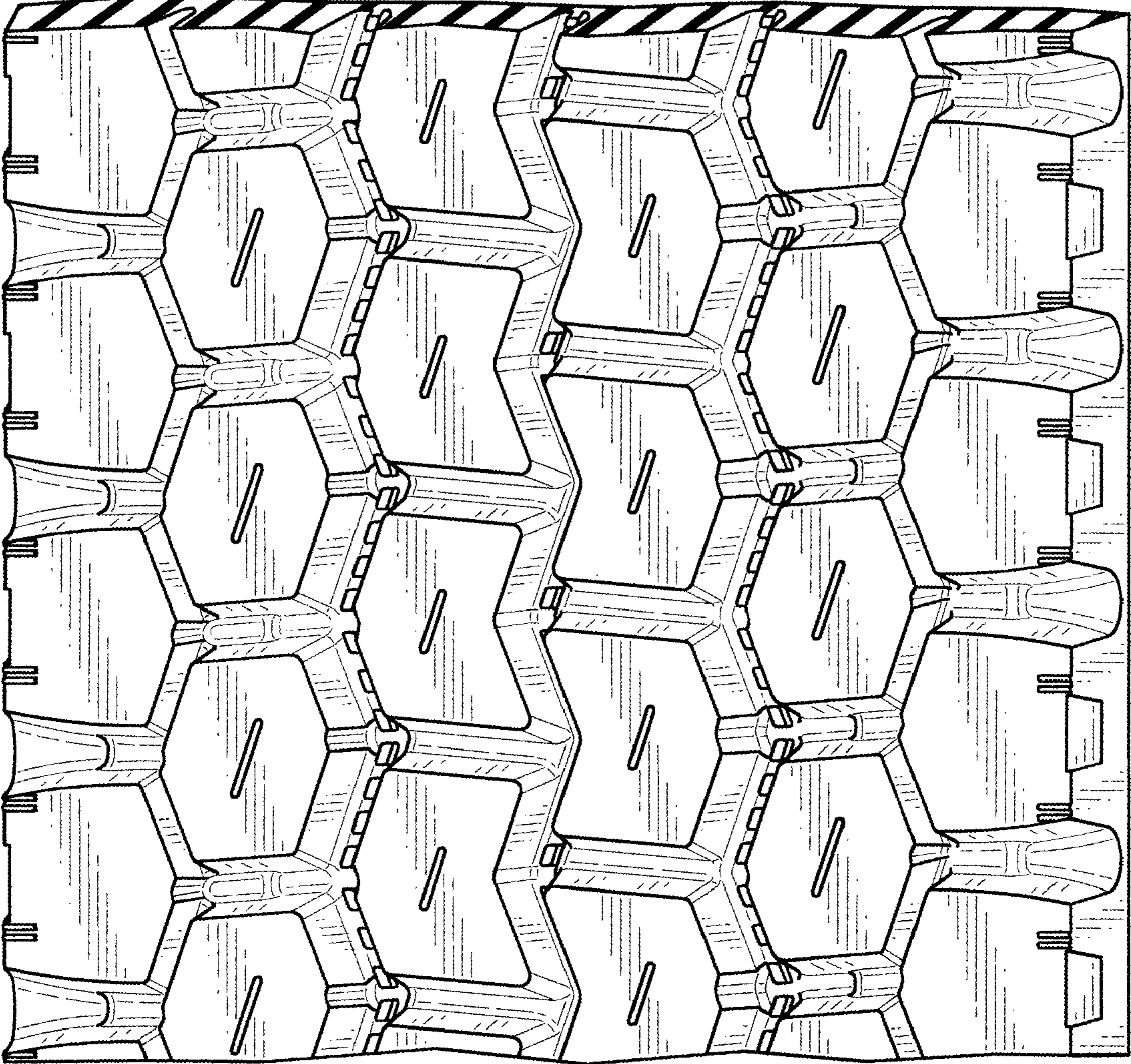


FIG--1

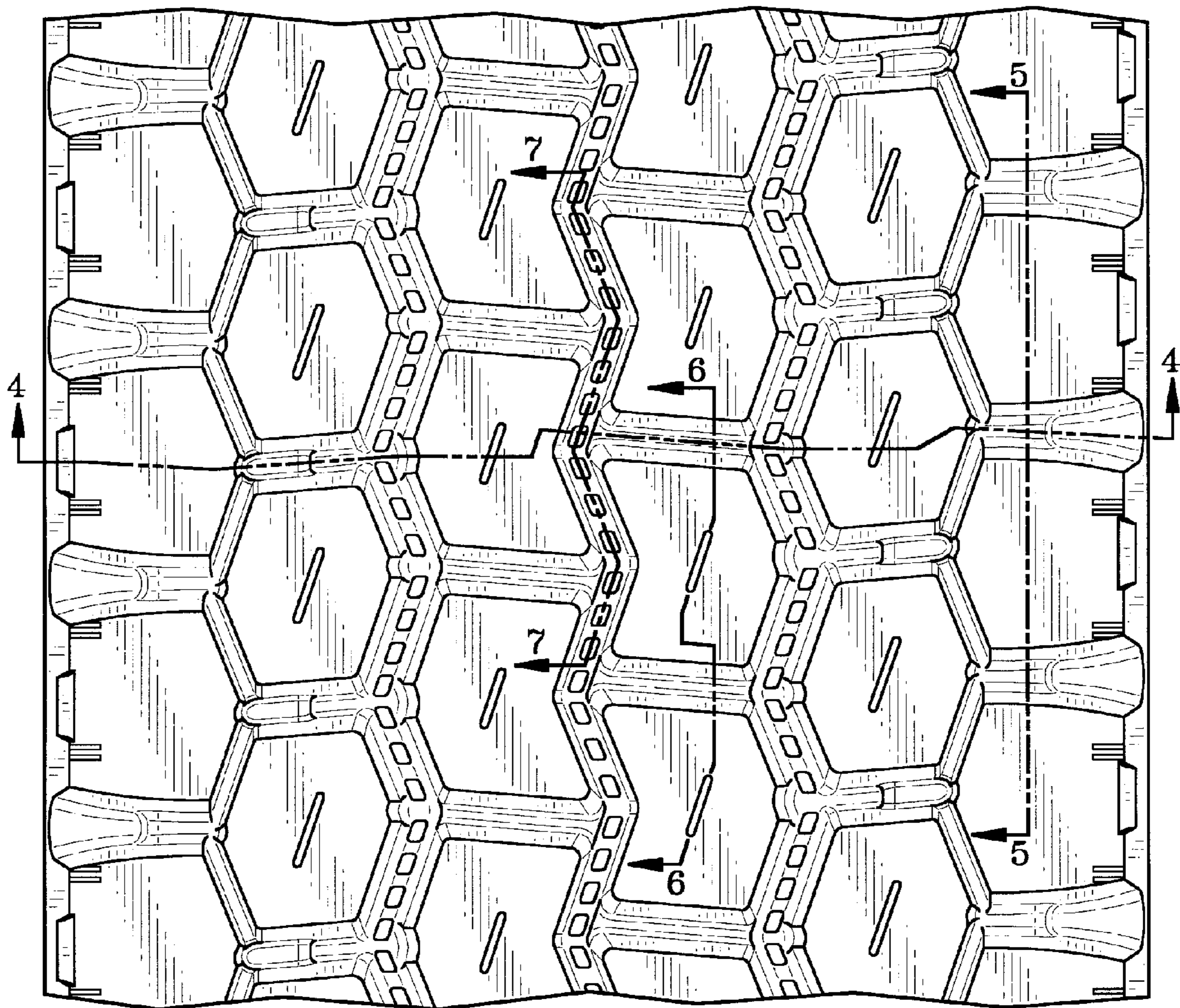


FIG-2

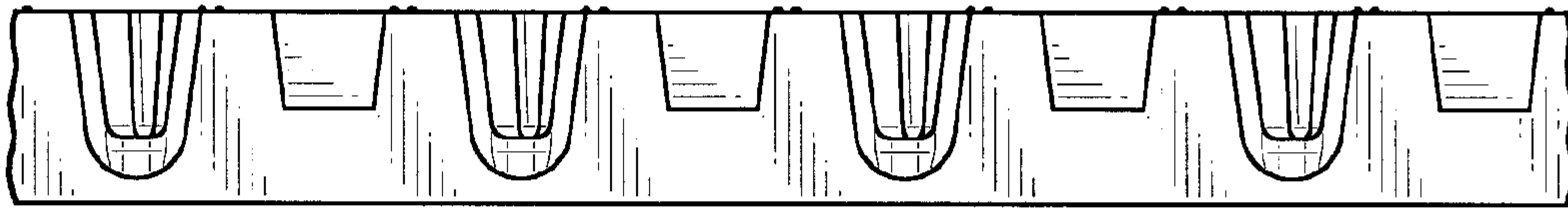


FIG-3

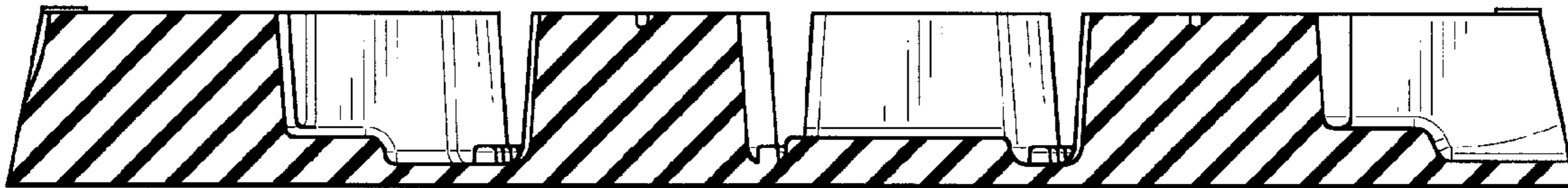


FIG-4



FIG-5

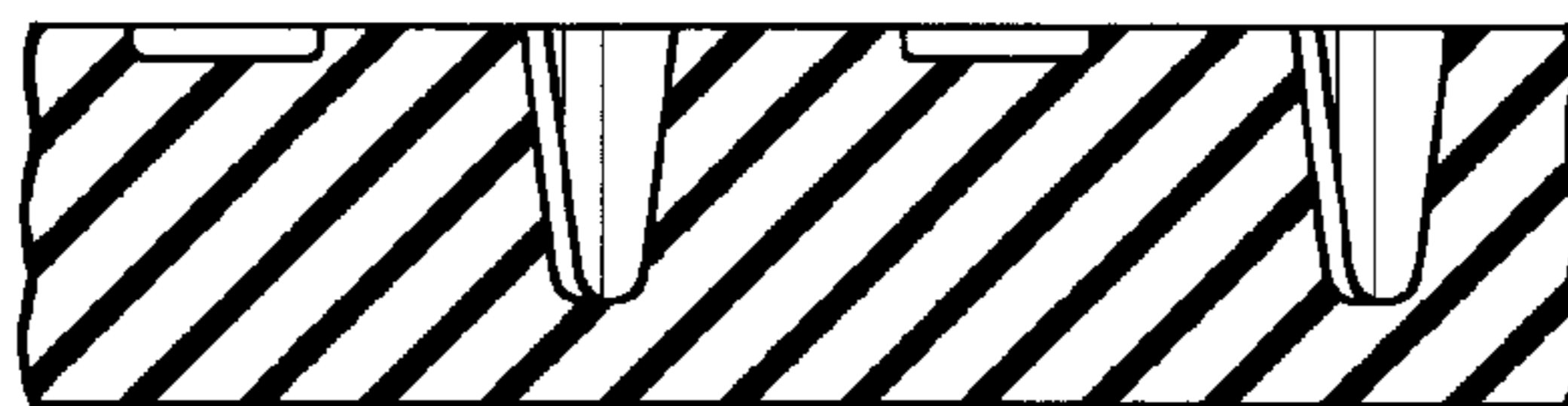


FIG-6

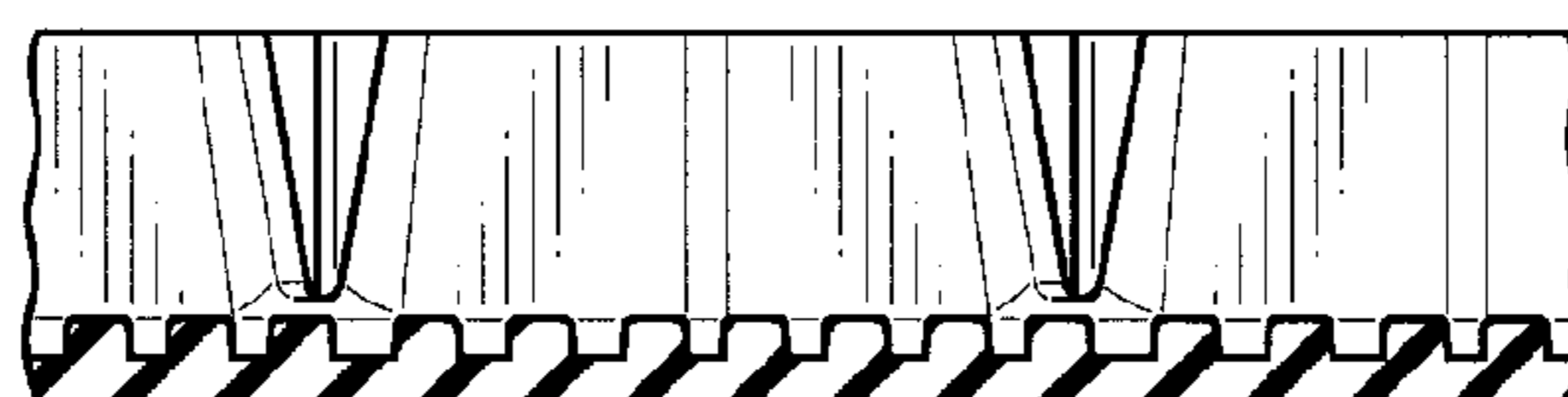


FIG-7