



US00D615903S

(12) **United States Design Patent**
Chen

(10) **Patent No.:** **US D615,903 S**

(45) **Date of Patent:** **** May 18, 2010**

(54) **BELL HANGING DECORATION**

(76) **Inventor:** **Tsung-Wei Chen**, No. 138, Lane 485, Ta Pu Road, Nan Yao Li, Changhua City (TW)

(**) **Term:** **14 Years**

(21) **Appl. No.:** **29/322,909**

(22) **Filed:** **Aug. 14, 2008**

(51) **LOC (9) Cl.** **11-05**

(52) **U.S. Cl.** **D11/125**

(58) **Field of Classification Search** D11/117, D11/120, 121, 124, 125, 127, 131, 132, 133, D11/134, 157, 158; D17/99; 428/7-11; 984/251, 254; 84/453, 470 R, 600, 609
See application file for complete search history.

(56) **References Cited**

U.S. PATENT DOCUMENTS

145,622	A *	12/1873	Brown et al.	84/471 R
1,319,919	A *	10/1919	Barker	84/471 R
1,653,260	A *	12/1927	Dauer	428/28
1,754,458	A *	4/1930	Cash	84/471 R
1,781,687	A *	11/1930	Hazman	428/28
1,783,223	A *	12/1930	Dauer	428/28
1,927,038	A *	9/1933	Kane	428/28
1,945,398	A *	1/1934	Gregg	84/471 R
2,104,547	A *	1/1938	Perseguiti	40/596
2,879,685	A *	3/1959	Page	84/470 R
2,888,849	A *	6/1959	Humphrey et al.	84/686
3,715,951	A *	2/1973	Lanaro	84/470 R
4,277,090	A *	7/1981	Lusi	84/483.2
4,908,244	A *	3/1990	Bullock	428/8

D369,618	S *	5/1996	Lichfield	D19/40
D577,308	S *	9/2008	Chen	D11/121
D577,309	S *	9/2008	Chen	D11/121
D579,815	S *	11/2008	Chen	D11/121
2009/0090232	A1 *	4/2009	Chen	84/406

OTHER PUBLICATIONS

http://www.clipartguide.com/_pages/0808-0801-1116-0548.jpg, Free Music Clipart Image of a Blue Treble Clef, copyright 2009, Clipart guide.*

<http://www.kaboodle.com/reviews/2pcs-pink-g-clef-music-note-cabochons-1.8x1.2cm>, 2pcs Pink G Clef Music Note Cabochons 1.8x1.2 cm, kaboodle, copyright 2009, Hearst women's network.*

* cited by examiner

Primary Examiner—Stella M Reid

Assistant Examiner—Elizabeth J Oswecki

(57) **CLAIM**

The ornamental design for a bell hanging decoration, as shown and described.

DESCRIPTION

FIG. 1 is a perspective view of a bell hanging decoration showing my new design;

FIG. 2 is a front elevation view thereof;

FIG. 3 is a rear elevation view thereof;

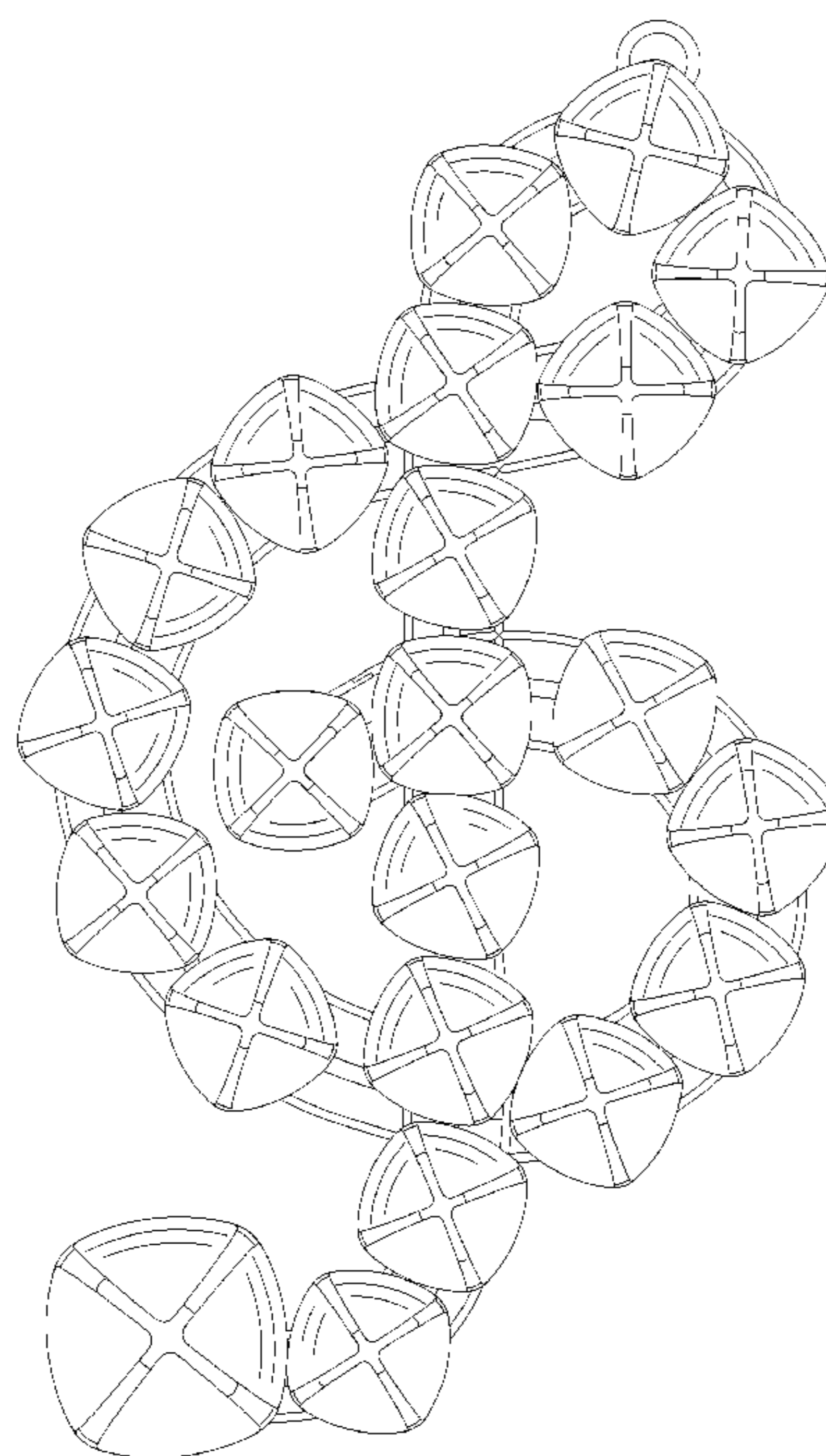

FIG. 4 is a left side elevation view thereof;

FIG. 5 is a right side elevation view thereof;

FIG. 6 is a top plan view thereof; and,

FIG. 7 is a bottom plan view thereof.

1 Claim, 5 Drawing Sheets






FIG. 1

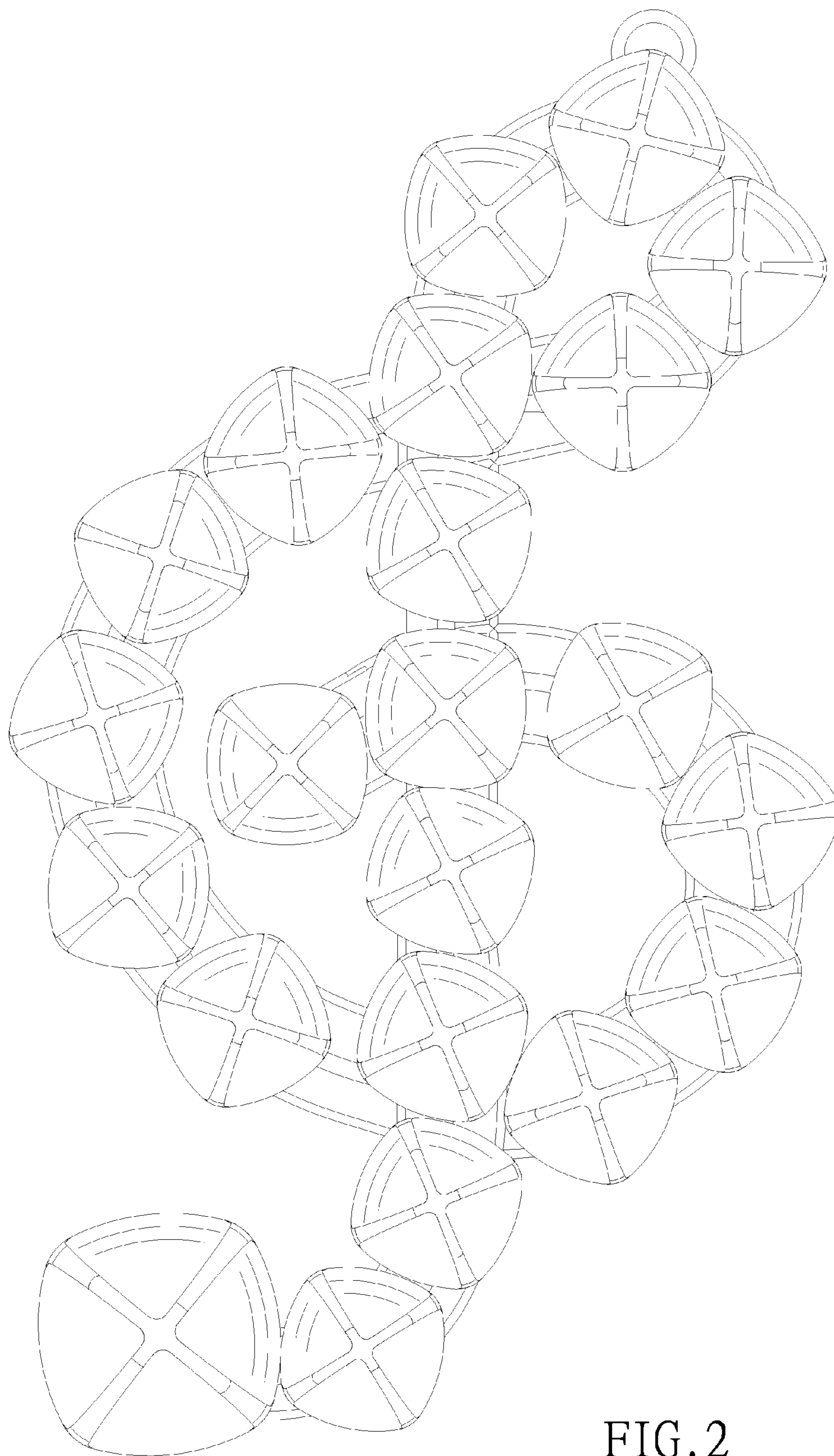


FIG. 2

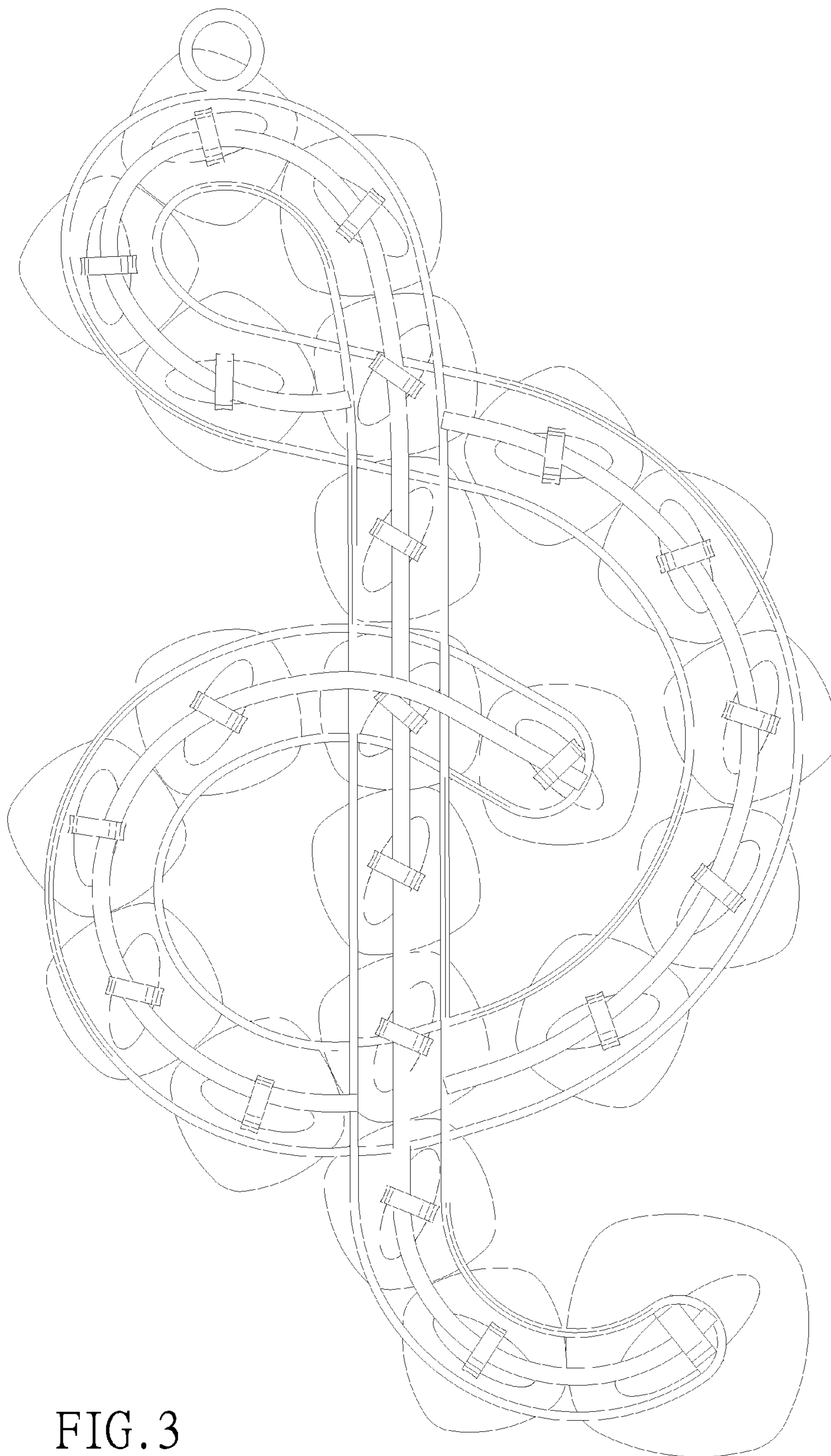


FIG. 3

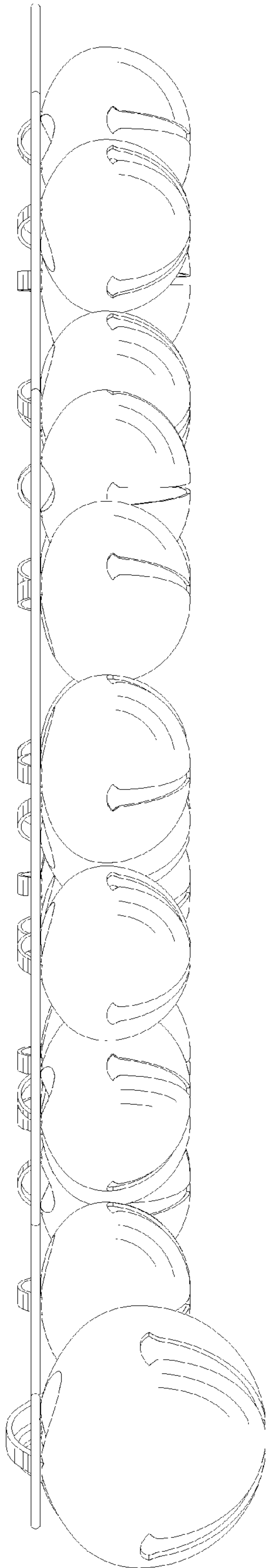


FIG. 4

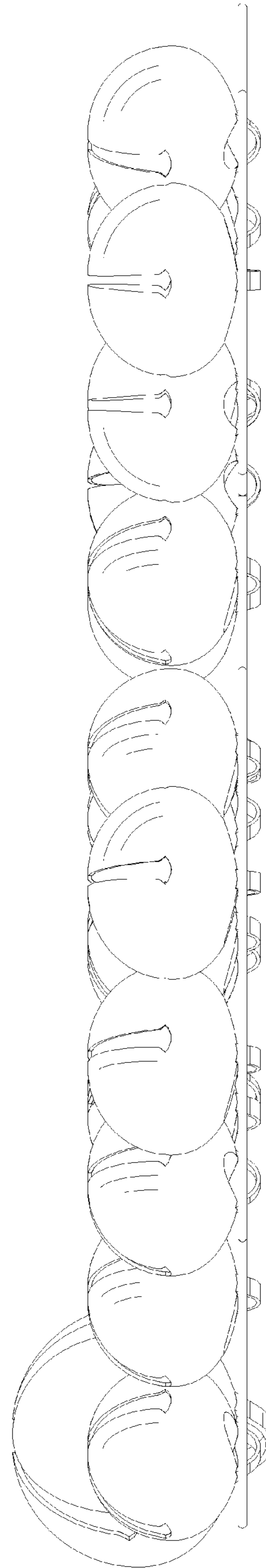


FIG. 5

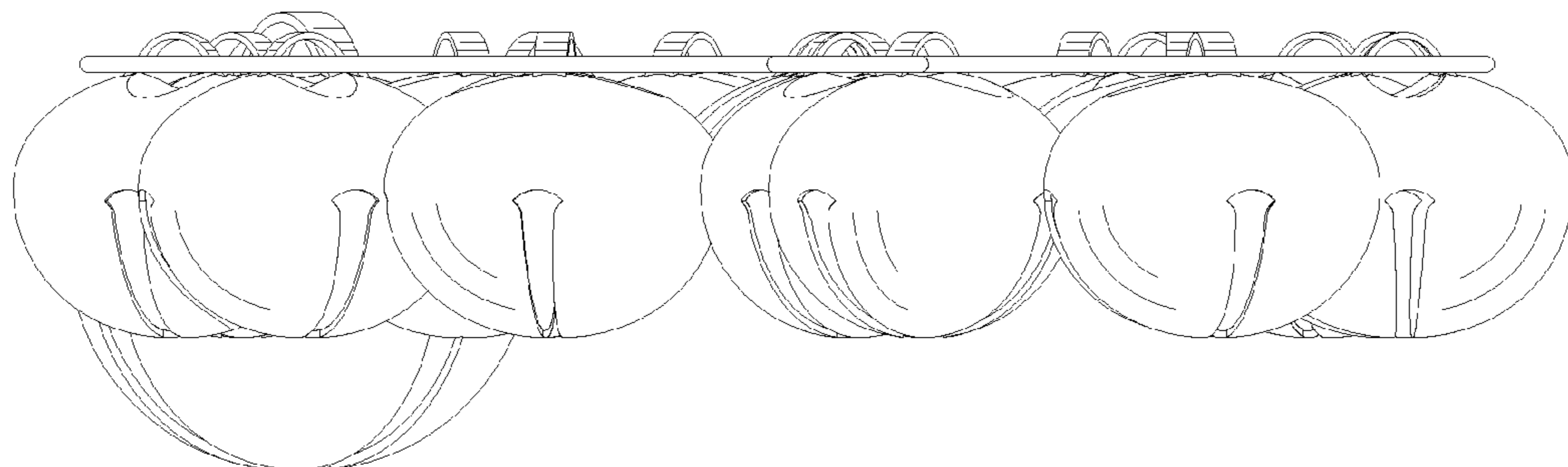


FIG. 6

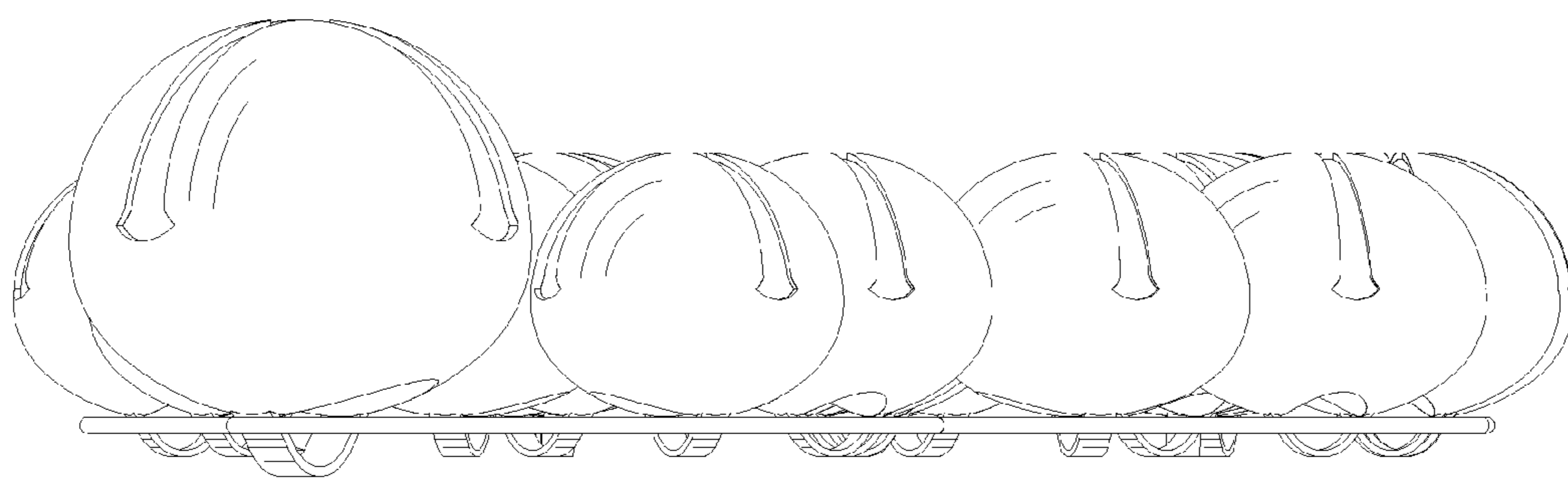


FIG. 7